



Design Document

CA SCR 205172 CIV SCR 102502 – Increase the threshold for CalWORKs Overpayments Phase 1

CalACES	DOCUMENT APPROVAL HISTORY	
	Prepared By	Sidhant Garg
	Reviewed By	Kapil Santosh, Jyothirmayi Chavata

DATE	DOCUMENT VERSION	REVISION DESCRIPTION	AUTHOR
02/28/2018	.01	Initial Revision	Sidhant Garg

APPROVAL DATE	APPROVED VERSION	APPROVER

DRAFT

Table of Contents

1	Overview	5
1.1	Current Design.....	5
1.2	Request	5
1.3	Overview of Recommendations	5
1.4	Assumptions	5
2	Recommendations	6
2.1	Recovery Account Detail.....	6
2.1.1	Overview.....	6
2.1.2	Description of Changes.....	6
2.1.3	Page Location	6
2.1.4	Counties Impacted	6
2.1.5	Security Updates.....	7
2.1.6	Page Mapping.....	7
2.2	Uncollectible Recovery Account Batch.....	7
2.2.1	Overview.....	7
2.2.2	Description of Changes.....	7
2.2.3	Execution Frequency	8
2.2.4	Key Scheduling Dependencies.....	8
2.2.5	Counties Impacted	8
2.2.6	Data Volume/Performance	8
2.2.7	Failure Procedure/Operational Instructions.....	8
2.2.8	Programs Impacted	8
2.3	Overpayment Adjustment Logic	8
2.3.1	Overview.....	8
2.3.2	Description of Changes.....	9
2.4	EBT Repayment Detail.....	9
2.4.1	Overview.....	9
2.4.2	Description of Changes.....	10
2.5	Tax Intercept (CIV Only)	10
2.6	Generate a List for Recovery Accounts	10
3	Supporting Documents	10

4 Requirements..... 11
4.1 Project Requirements 11
4.2 Migration Requirements..... 11
5 Migration Impacts..... 11
6 Outreach..... 11
7 Appendix..... 12

DRAFT

1 OVERVIEW

This SCR describes the policy changes as described in the ACL 19-19 regarding the implementation of SB 726. Effective July 1, 2019, SB 726 will increase the threshold for **non-fraudulent** CalWORKs overpayments from \$35 to \$250.

The changes to the CalWORKs overpayment process pursuant to SB 726 also apply to the Refugee Cash Assistance (RCA) including Trafficking and Crime Victims Assistance Program(TCVAP).

The CalWORKs Overpayment Discharge process for **non-fraudulent** overpayments and the corresponding noticing requirements will be implemented in a later release with CA-207051 CIV-103623.

1.1 Current Design

The CalACES system does not demand the collection of CalWORKs Overpayments totaling less than \$35 from individuals responsible for the recovery account. These recovery accounts where the original claim balance is \$35 or less are marked as Terminated.

1.2 Request

Enhance the CalACES system to increase the threshold for CalWORKs overpayments from \$35 to \$250. ACL 19-19 instructs that the overpayment threshold policy applies only to closed cases and therefore, Effective July 1, 2019 the CalACES system shall not demand collection of any **non-fraudulent** overpayments totaling less than \$250 if the responsible individual(s) is no longer aided in the System under an active CalWORKs or RCA program including TCVAP.

1.3 Overview of Recommendations

This system change request will:

- 1) Introduce a new Recovery Account Investigations value in the system.
- 2) Enhance the Uncollectible Recovery Account Batch to update the **non-fraudulent** recovery accounts for CalWORKs or RCA program including TCVAP with an Outstanding balance less than \$250 as 'Suspended' and status reason as 'Policy Threshold Limit'.
- 3) Update the Overpayment Adjustment Logic to automatically start Benefit Reductions for those **non-fraudulent** Recovery Accounts that have an outstanding balance less than \$250 and the recovery account Status is 'Suspended' with the status reason of 'Policy Threshold Limit'.

1.4 Assumptions

None.

2 RECOMMENDATIONS

2.1 Recovery Account Detail

2.1.1 Overview

This update is to add new Recovery Account Investigations value in the system.

2.1.2 Description of Changes

- 1) Add a new option of 'No Fraud' within the Investigations field on the Recovery Account Detail page. This new option of 'No Fraud' will be selectable or editable for Recovery Accounts in the following Status:
 - a. Pending
 - b. New (CalACES)
 - c. Pending Approval (CalACES)
 - d. Active
 - e. Suspended
 - f. Pending Agreement (CalACES)

NOTE:

1. No Data Change will be involved in the creation of this new Recovery Account Investigations value.
 2. Currently, the only field editable on Recovery Account Detail page when the Recovery Account is in Suspended Status is the Comments Section.
 3. 'No Fraud' will not have any effect on the Fraud Investigation Date field and it will essentially follow the same logic as when selecting the 'None' Value.
- 2) Display the Status Reason of 'Policy Threshold Limit' for the following recovery account status-
 - a. Suspended
 - b. Uncollectible
 - 3) End date the existing Status Reason 'Cash - Under \$35 – AE'.

2.1.3 Page Location

No Change.

2.1.4 Counties Impacted

All CalACES Counties.

2.1.5 Security Updates

No Change.

2.1.6 Page Mapping

No Change.

2.2 Uncollectible Recovery Account Batch

2.2.1 Overview

This enhancement is to update the Uncollectible Recovery Account Batch to update the **non-fraudulent** (Admin Error or Client Error) CalWORKs or RCA including TCVAP recovery accounts with an outstanding balance of less than \$250 as 'Suspended' with the status reason of 'Policy Threshold Limit' provided the responsible individual(s) are **no longer receiving aid** in the System under an active CalWORKs or RCA program (including TCVAP).

2.2.2 Description of Changes

- 1) Update the batch to find CalWORKs/RCA Admin Error or Client Error Recovery Accounts with an outstanding balance between \$0 and \$249 that are in 'Active' or 'Suspended' status and status reason is not 'Policy Threshold Limit', where the following conditions are true:
 - a. There is no active CalWORKs/RCA program (including TCVAP) in the System for a Responsible individual of the recovery account.
 - b. The Investigations Indicator is set to 'None' or 'No Fraud'.

Update the Status to 'Suspended' and Status Reason to 'Policy Threshold Limit'.

Following are the cause codes that batch will track:

- a. Cash - Admin Caused
- b. Cash - Customer Caused
- c. Cash - Late QR7
- d. Cash - Late SAR7

- 2) Add a Journal Entry once the Status is updated to Suspended.

For CIV-
Category – Fiscal
Type – Fiscal

Message – The Recovery Account XXXXXXXX is Suspended by the System since the Outstanding Balance is less than the threshold defined for the program.

For LRS-
Category – Fiscal

Type – Recovery Account

Message - The Recovery Account XXXXXXXX is Suspended by the System since the Outstanding Balance is less than the threshold defined for the program.

2.2.3 Execution Frequency

No Change.

2.2.4 Key Scheduling Dependencies

No Change.

2.2.5 Counties Impacted

All CalACES Counties.

2.2.6 Data Volume/Performance

No Change.

2.2.7 Failure Procedure/Operational Instructions

No Change.

2.2.8 Programs Impacted

CalWORKs and RCA.

2.3 Overpayment Adjustment Logic

2.3.1 Overview

The overpayment adjustment is a process where if an individual is overpaid and is eligible for benefits, then the system makes an adjustment. This adjustment is a percentage-based calculation per the cause code of the recovery account. This helps in reducing the balance of recovery account. The transaction is posted as a Benefit Reduction.

This Update is to automatically start Benefit Reductions for **non-fraudulent** Recovery Accounts that have an outstanding balance less than \$250 and the recovery account Status is 'Suspended' with the status reason of 'Policy Threshold Limit'.

2.3.2 Description of Changes

- 1) Update the Overpayment Adjustment Logic to automatically start Benefit Reductions for those **non-fraudulent** (Admin Error or Client Error) Recovery Accounts that have an outstanding balance less than \$250 and the recovery account Status is 'Suspended' with the status reason of 'Policy Threshold Limit'.

NOTE: C-IV Counties currently do benefit reductions on 'Suspended' recovery accounts only for the following status reasons, whereas LA County only on 'Active' recovery accounts.

- a. Tax Intercept
- b. Cost
- c. Expired Statute
- d. Social Security
- e. Collection Agency
- f. Unable to Locate
- g. Prison
- h. Admin Decision

With this change request (CA 205172 CIV 102502) there would be no impact to the current C-IV Counties functionality and they would add 'Policy Threshold Limit' status reason to the existing list of Status Reason for Suspended status. However, LRS will now start doing Benefit Reductions on Suspended recovery accounts with Status Reason of 'Policy Threshold Limit' Only.

NOTE: This is an already identified GAP between the two systems that will be addressed as part of a different SCR where all the Region would decide collectively to determine what changes will be migrated into CalSAWS.

2.4 EBT Repayment Detail

2.4.1 Overview

The EBT Repayment Detail page allows the user to create an EBT Repayment where the user can pay down the recovery account balance from the available funds in the Cash/CalFresh EBT account.

This Update is to enable auto-posting Cash Repayments for **non-fraudulent** (Admin Error or Client Error) Recovery Accounts where the Status is 'Suspended' with the status reason of 'Policy Threshold Limit'.

2.4.2 Description of Changes

- 1) Update the EBT Repayment Detail page to enable auto-posting Cash Repayments to **non-fraudulent** (Admin Error or Client Error) Recovery Accounts where the Status is 'Suspended' with the status reason of 'Policy Threshold Limit'.

2.5 Tax Intercept (CIV Only)

Update the logic for Tax Intercept job to send a delete record for recovery accounts that are currently in Tax Intercept and will be Suspended due to 'Policy Threshold Limit' because of new policy.

2.6 Generate a List for Recovery Accounts

A list of recovery accounts will be generated as part of this change request and will be provided before the change is implemented in the production. The list will identify the impacted records based on following criteria:

1. Recovery Account status is 'Active' or 'Suspended' and status reason is not 'Policy Threshold Limit'.
2. Recovery Account is associated the CalWORKs or RCA program.
3. The Cause code is either Admin error or Client error.
4. The Outstanding Balance is totaling less than \$250.
5. The Outstanding Balance is greater than \$0.
6. The Investigations Indicator is 'None'.
7. The responsible individual(s) is not aided in California under the CalWORKs or RCA program.

The listing will be provided to the counties for their review. When this SCR is implemented in production the Uncollectible recovery account batch will automatically update all the recovery accounts identified in the list as 'Suspended' and Status Reason as 'Policy Threshold Limit' because of the new policy implementation.

NOTE: This listing will cover both System created as well as External recovery accounts falling into the criteria specified above.

3 SUPPORTING DOCUMENTS

Number	Functional Area	Description	Attachment

4 REQUIREMENTS

4.1 Project Requirements

REQ #	REQUIREMENT TEXT	How Requirement Met
2.11.2.12	The LRS shall discontinue collection of overpayments/over issuances once all outstanding overpayments/overissuances have been collected, there is an overpayment/overissuance claim status change to terminated, voided, or uncollectable, or the collection of the overpayment/overissuance has been deemed satisfied.	This Requirement is met by enhancing the Uncollectible Recovery Account Batch to update the CalWORKs non-fraudulent recovery accounts with an Outstanding balance under \$250 as 'Suspended' with the status reason of 'Policy Threshold Limit'.

4.2 Migration Requirements

DDID #	REQUIREMENT TEXT	How Requirement Met
N/A		

5 MIGRATION IMPACTS

Number	Functional Area	Description	Impact	Priority	Address Prior to Migration?
N/A					

6 OUTREACH

Provide Counties with a list of recovery accounts falling in below criteria:

1. The Recovery Account status is either 'Active', 'Suspended'.
2. Recovery Account was established on or after December 1, 1996
3. Recovery Account is associated the CalWORKs or RCA program.
4. The Cause code is either Admin error or Client error.
5. The Investigations Indicator is 'Investigations'.

6. The responsible individual(s) have not been aided in the System under the CalWORKs or RCA program in the past consecutive 36 months.

7 APPENDIX

None.

DRAFT



Design Document

CA-205294 CIV-102555 - EICT Updates for End SSI
Cash-Out



DOCUMENT APPROVAL HISTORY

Prepared By	Sowmya Coppisetty
Reviewed By	ICT Committee

DATE	DOCUMENT VERSION	REVISION DESCRIPTION	AUTHOR
3/15/2019	1.0	Initial Revision	Sowmya Coppisetty
3/28/2019	1.1	Updated document based on the committee feedback.	Matthew Lower
5/10/2019	1.2	Update document with recommendations that were identified during the build process.	Matthew Lower

DRAFT

Table of Contents

1	Overview	7
1.1	Current Design.....	7
1.2	Requests	7
1.3	Overview of Recommendations	7
1.4	Assumptions	8
2	Recommendations	8
2.1	ICT Summary	9
2.1.1	Overview.....	9
2.1.2	ICT Summary Mockup	9
2.1.3	Description of Changes.....	9
2.1.4	Page Location	10
2.1.5	Page Usage/Data Volume Impacts	10
2.2	Incoming ICT Search	10
2.2.1	Overview.....	10
2.2.2	Incoming ICT Search Mockup	10
2.2.3	Description of Changes.....	11
2.2.4	Page Location	11
2.2.5	Page Usage/Data Volume Impacts	11
2.3	ICT Detail.....	11
2.3.1	Overview.....	11
2.3.2	ICT Detail Mockup	12
2.3.3	Description of Changes.....	13
2.3.4	Page Validation	16
2.3.5	Page Location	16
2.3.6	Page Mapping.....	16
2.3.7	Page Usage/Data Volume Impacts	16
2.4	Case Member List	16
2.4.1	Overview.....	16
2.4.2	Case Member List Mockup	17
2.4.3	Description of Changes.....	17
2.4.4	Page Location	17
2.4.5	Page Usage/Data Volume Impacts	17

2.5	Program Reapplication List (C-IV Only)	17
2.5.1	Overview	17
2.5.2	Program Reapplication List Mockup	18
2.5.3	Description of Changes	18
2.5.4	Page Location	18
2.5.5	Page Usage/Data Volume Impacts	18
2.6	Program Application List (CalACES Only)	18
2.6.1	Overview	18
2.6.2	Program Application List Mockup	19
2.6.3	Description of Changes	19
2.6.4	Page Location	19
2.6.5	Page Usage/Data Volume Impacts	19
2.7	New/Reapplication Detail	19
2.7.1	Overview	19
2.7.2	New/Reapplication Detail Mockup	20
2.7.3	Description of Changes	20
2.7.4	Page Location	20
2.7.5	Page Usage/Data Volume Impacts	20
2.8	Application Detail	21
2.8.1	Overview	21
2.8.2	Application Detail Mockup	21
2.8.3	Description of Changes	21
2.8.4	Page Location	21
2.8.5	Page Usage/Data Volume Impacts	22
2.9	CalFresh SSI/SSP Reversal Detail	22
2.9.1	Overview	22
2.9.2	CalFresh SSI/SSP Reversal Detail Mockup	23
2.9.3	Description of Changes	26
2.9.4	Page Validation	26
2.9.5	Page Location	26
2.9.6	Page Mapping	26
2.9.7	Page Usage/Data Volume Impacts	26
2.10	Eligibility	26
2.10.1	Overview	26
2.10.2	Description of Change	27

2.10.3	Programs Impacted	30
2.10.4	Performance Impacts	30
2.11	EICT Outbound Writer Data Layout changes	31
2.11.1	Overview.....	31
2.11.2	Description of Change	31
2.11.3	Execution Frequency	32
2.11.4	Key Scheduling Dependencies	32
2.11.5	Counties Impacted	32
2.11.6	Data Volume/Performance	32
2.11.7	Failure Procedure/Operational Instructions.....	32
2.12	EICT Inbound Reader Changes	32
2.12.1	Overview.....	32
2.12.2	Description of Change	32
2.12.3	Execution Frequency	33
2.12.4	Key Scheduling Dependencies.....	33
2.12.5	Counties Impacted.....	33
2.12.6	Data Volume/Performance	33
2.12.7	Failure Procedure/Operational Instructions.....	33
2.13	Data Layout mockup for SNB and TNB program	33
2.13.1	Program persons Node for SNB and TNB program	33
2.13.2	Nutritional Benefit Node for SNB and TNB program.....	34
2.14	Correspondence	36
2.14.1	Overview.....	36
2.14.2	Description of Change	36
2.15	ICT Document Transfer	36
2.15.1	Overview.....	36
2.15.2	Description of Change	37
2.16	Prior CalFresh Benefit Amount Data Change.....	37
2.16.1	Overview.....	37
2.16.2	Description of Change	37
2.16.3	Estimated Number of Records Impacted/Performance	37
2.17	Automated Regression Test.....	37
2.17.1	Overview.....	37
2.17.2	Description of Change	37
3	Supporting Documents	39

4 Requirements..... 40
4.1 Project Requirements 40
5 Migration Impacts 40
6 Outreach 41
7 Appendix..... 42
7.1 Data layout for E- ICT file 42

DRAFT

1 OVERVIEW

The Electronic Inter County Transfer interface (E-ICT) allows county workers to electronically perform an Inter County Transfer (ICT) of a case and its clients from one county to another regardless of which consortium the participant resides.

On June 1st, 2019 the CalFresh (CF) SSI/SSP cash out policy is scheduled to be reversed and the previously excluded persons will now be eligible for CF benefits. The state will introduce the below two programs to “hold harmless” any ongoing SSI/SSP CF household which experiences a negative benefit impact (i.e. decrease in benefits or CF program discontinuance).

- Supplemental Nutrition Benefit (SNB)
- Transitional Nutrition Benefit (TNB)

The scope of this SCR is to modify the existing E-ICT Interface to include the information necessary for ongoing determination or maintenance of Supplemental Nutrition Benefit Program (SNB) or Transitional Nutrition Benefit Program (TNB) members.

EICT Forms were introduced with ACL 19-03. Additionally, the CF 215 was updated to include elements for the Nutrition Benefit programs.

1.1 Current Design

The E-ICT Interface sends and receives ICT data and image files via the daily batch process. Each batch process will have one ICT data file and multiple image files in zip format. The current design does not support the transfer or the retrieval of the new Nutritional Benefit program data (SNB and TNB) post the reversal of the SSI/SSP cash out policy implementation (SCR CA-203103).

1.2 Requests

This SCR will implement the changes required to the E-ICT process to allow information necessary for the ongoing determination or maintenance of the SNB and TNB programs to be sent and received between C-IV, CalACES and CalWIN counties.

1.3 Overview of Recommendations

- To E-ICT the Supplemental Nutritional Benefit (SNB) and Transitional Nutrition Benefit (TNB) program details to other counties, the following data elements need to be added to the existing Inbound and Outbound file layout:
 - New program type for TNB program
 - New Program node elements for active SNB/ TNB program
- New forms will be added to notify customers that their case is being transferred to a new county for the Nutrition Benefit (NB) programs.
- Update the online ICT pages to include cases with NB programs to send and receive program information to/from C-IV and CalWIN counties.

1.4 Assumptions

- There will be no impact or changes required to the E-ICT image writer and reader.
- Fields not mentioned to be modified within the description of changes will retain their current functionality.
- The Head of Household concept is specific to CalWIN counties and this indicator can be stored in the CalACES/C-IV data model but will not be used.
- SCR CA-203103/CIV-101471 will be implemented prior to the release of this SCR and will include the ability to create the NB program and have EDBC determine if the NB program will be SNB or TNB. Additionally, the CalACES system will display a notification banner for the CalFresh program on the Case Summary page to indicate that a high dated Active CalFresh program person with a role code of 'UP' and a Role Reason of 'Gets SSI/SSP' still needs to be reversed.
- The file clearance process at the time of intake of the eICT case will determine if the CF case has been reversed or not.

2 RECOMMENDATIONS

To support ongoing determination or maintenance of SNB and TNB programs when sending and receiving NB programs (SNB and TNB) to C-IV and CalWIN counties, the below changes are required:

Update the Online ICT pages to include cases with NB programs to send and receive program information to/from Counties:

- Update the 'Send ICT' functionality on the ICT Summary page to include the Nutrition Benefit program when the program is Active on the system date and when the program is Active to High Date.
- Update the 'Programs' drop down on the Incoming ICT Search page to include 'Nutrition Benefit' as an option. This option will be directly below the 'Medi-Cal' option.
- Update the ICT Detail page to display the Nutrition Benefit program information.
- Update the 'Save' functionality on the Case Member List page to create the Nutrition Benefit program if it is one of the Active programs being transferred.
- Update the Program Application List page to include the Nutrition Benefit program.
- Update the CalFresh SSI/SSP Reversal Detail page to include the Prior CalFresh Benefit Amount field.

Add new data elements to the inbound and outbound ICT data files:

- Indicator for Previously excluded SSI/SSP recipients
- Effective date for the nutritional benefit program
- Nutritional Benefit Household Size
- Number of Previously Excluded SSI/SSP recipients
- New program code for TNB program
- Previous CalFresh Allotment Amount
- Current SNB Benefit Amount

Add the correspondence to notify customers that their case is being transferred to a new county for the NB programs

- SNB 7
- SNB 8
- TNB 7
- TNB 8

Update existing form CF 215 to include SNB and TNB programs.

2.1 ICT Summary

2.1.1 Overview

The ICT Summary page displays the information about the program, people and their relocations to other counties. Records that display are either to a county from the case's county or from a county to the case's county. The user has the ability to Request/Send a transfer request through this page.

2.1.2 ICT Summary Mockup

ICT Summary

The mockup shows two sections: 'Received' and 'Sent'. Each section has a table with columns: Initiated Date, ICT ID, Primary Applicant, Request ID, County, and Status. The 'Received' section shows 'No Data Found' and a 'Request ICT' button. The 'Sent' section shows one record with status 'Canceled' and a 'Send ICT' button.

Received					
Initiated Date	ICT ID	Primary Applicant	Request ID	County	Status
No Data Found					

Request ICT

Sent					
Initiated Date	ICT ID	Primary Applicant	Request ID	County	Status
03/11/2019	36023118973	Clark Kent		Alpine	Canceled

Send ICT

Figure 2.1.1 – ICT Summary

2.1.3 Description of Changes

Update the Send ICT button display logic to include when the NB program is Active on the system date and the program is Active to High Date.

2.1.4 Page Location

Global: Case Info

Local: Case Summary

Task: ICT Summary

2.1.5 Page Usage/Data Volume Impacts

No expected impacts to page usage or data volume impacts.

2.2 Incoming ICT Search

2.2.1 Overview

The Incoming ICT Search page is used to display all incoming ICTs for the county to action. This page has a Programs filter to limit the results to only ICTs that contain a particular program. This program filter will be updated to include the Nutrition Benefit program.

2.2.2 Incoming ICT Search Mockup

Incoming ICT Search

ICT ID: <input type="text"/>	Sending County: All <input type="button" value="v"/>	
Request ID: <input type="text"/>	Sending Case Number: <input type="text"/>	
Programs: Nutrition Benefit <input type="button" value="v"/>	ZIP: <input type="text"/>	Domestic Violence: <input type="button" value="v"/>
Initiated Date	To:	Status:
From: 11/01/2019 <input type="button" value="calendar"/>	03/11/2020 <input type="button" value="calendar"/>	Received <input type="button" value="v"/>

Results per Page: 25

Search Results Summary Results 1 - 25 of 90

1 [2](#) [3](#) [4](#) [Next](#)

Initiated Date	ICT ID	Primary Applicant	Request ID	Sending Case Number	Programs	ZIP
02/07/2019	38361329R32	Kent, Clark		1329R32	FS,NB	95124
02/07/2019	32362B9A543	Lane, Lois		2B9A543	CW,FS,MC,NB	96324
02/07/2019	37361R0C928	Luthor, Lex		1R0C928	NB	97521

Figure 2.2.1 – Mockup Name

2.2.3 Description of Changes

1. Update the Programs drop down to include 'Nutrition Benefit' as an option. This option will be directly below the 'Medi-Cal' option.
2. Update the search functionality to include 'Nutrition Benefit' in the search results when the value in the Programs field is 'All'.

2.2.4 Page Location

Global: Case Info

Local: e-Tools

Task: Incoming ICT

2.2.5 Page Usage/Data Volume Impacts

No expected impacts to page usage or data volume impacts.

2.3 ICT Detail

2.3.1 Overview

The ICT Detail page displays information of a case transfer between two counties. If a transfer between two consortiums occurs, information is converted from the system's data model to the ICT data structure. This page will be enhanced to include the Nutrition Benefit program.

2.3.2 ICT Detail Mockup

▼ Nutrition Benefit

Application Date: 07/01/2019	Program Status: Active	
Primary Applicant/Recipient: Clark Kent	Payee: Clark Kent	RE Date: 06/31/2020
SSI/SSP Reversal Month: 07/2019	Nutrition Benefit Type: Transitional	Previously Excluded SSI/SSP Recipient(s): Clark Kent, Lois Lane
Household Size: 3	Previously Excluded SSI/SSP Recipient Count: 2	Prior CalFresh Benefit Amount: \$192.00
Aid Code: 0H - Transitional Nutrition Benefit	Allotment Amount: \$52.00	

Name	Role	Status
Clark Kent	MEM	Active
Lois Lane	MEM	Active

▶ Worker Information

Figure 2.3.1 – ICT Detail – Nutrition Benefit Section (TNB)

▼ Nutrition Benefit

Application Date: 07/01/2019	Program Status: Active	
Primary Applicant/Recipient: Clark Kent	Payee: Clark Kent	
SSI/SSP Reversal Month: 07/2019	Nutrition Benefit Type: Supplemental	Previously Excluded SSI/SSP Recipient(s): Clark Kent, Lois Lane
Household Size: 3	Previously Excluded SSI/SSP Recipient Count: 2	Prior CalFresh Benefit Amount: \$192.00
Aid Code: 09 - CalFresh	Allotment Amount: \$52.00	

Name	Role	Status
Clark Kent	MEM	Active
Lois Lane	MEM	Active

▶ Worker Information

Figure 2.3.2 – ICT Detail – Nutrition Benefit Section (SNB)

2.3.3 Description of Changes

Existing ICT Records

Update the ICT Detail page to display the Nutrition Benefit section directly below the CalFresh section when a program person for the CalFresh program has the Nutrition Benefit Previously Excluded SSI Recipient Indicator to set to 'Y' or there is a program on the ICT with a Program Code of 'TB'. If the above criteria is true but a CalFresh program is not on the ICT, then the Nutrition Benefit section will be in the same location as the CalFresh program would have been on the page.

The Nutrition Benefit section will display available ICT elements in the same way the CalFresh program displays the ICT elements with the exception of the following:

1. Application Date:
 - a. SNB – This will be the Nutrition Benefit Household Effective Date formatted into the 'dd/mm/yyyy' format.
 - b. TNB – This will be the Application Date for the program.
2. Primary Applicant/Recipient:
 - a. SNB – This will be the Primary Applicant of the CalFresh program.
 - b. TNB – This will be the Primary Applicant of the TNB program.
3. Payee:
 - a. SNB – This will be the Payee of the CalFresh program.
 - b. TNB – This will be the Payee of the TNB program.
4. RE Date – This is the redetermination date for the TNB program. This field will only display when the Nutrition Benefit Type is 'Transitional'.
5. SSI/SSP Reversal Month – This will be the Nutrition Benefit Household Effective Date formatted into the 'mm/yyyy' format.
6. Nutrition Benefit Type – This will be set to 'Supplemental' if the Nutrition Benefit Previously Excluded SSI Recipient Indicator set to 'Y' is associated to a CalFresh Program Person. If the indicator is associated to a program person on a node with a Program Code of 'TB', the value will be set to Transitional.
7. Previously Excluded SSI/SSP Recipients – This value will be the program persons with the Nutrition Benefit Previously Excluded SSI Recipient Indicator to set to 'Y' associated to either the CalFresh program or the program with a program code of 'TB'. The value will be in '{First Name} {Last Name}' format and separated by a comma between each program person that meets the criteria.
8. Household Size – This will be the Nutrition Benefit Household Size.
9. Previously Excluded SSI/SSP Recipient Count – This will be the Number of Previously Excluded SSI/SSP Recipients.
10. Prior CalFresh Benefit Amount – This will be the Previous CalFresh Allotment Amount.
11. Aid Code – This will be the Aid Code of the NB Primary Applicant.
12. Allotment Amount – This is the allotment amount of the NB program.
 - a. SNB – This will be the 'Current SNB Benefit Amount' value on the Nutrition Benefit node.

- b. TNB – This will be the allotment amount for the program with the program node of 'TB'.
13. The program people in the Nutrition Benefit section will be the people with their Nutrition Benefit Previously Excluded SSI Recipient Indicator to set to 'Y'. For SNB the Role and Status will be set to the program persons information for the CalFresh program. For TNB, the Role and Status will be set to the program persons information for the program with the program code of 'TB'.
14. The following fields are not present in the Nutrition Benefit program section so the logic to pull these elements will not occur for the Nutrition Benefit program.
- a. Last Month of Aid
 - b. LIHEAP Issuance Date
 - c. SUAS RE Begin Date
 - d. WINS Issuance Date
 - e. SAR Cycle
 - f. Utility Amount (CalACES Only)
 - g. Utility Type (CalACES Only)
 - h. Shelter Date (CalACES Only)
 - i. Budget Housing Amount (CalACES Only)

Sending New ICT Record

Update the ICT Detail page to display the Nutrition Benefit section directly below the CalFresh section when the NB program is Active on the system date and the program is Active to High Date. If the above criteria is true but a CalFresh program is not on the ICT, then the Nutrition Benefit section will be in same location as the CalFresh program would have been on the page. The Nutrition Benefit section will display available ICT elements in the same way the CalFresh program displays the ICT elements with the exception of the following:

1. Application Date – This will be the date of the Program Application.
2. Primary Applicant/Recipient - This will be the Primary Applicant for the NB program.
3. Payee – This will be the Payee of the NB program.
4. RE Date – This will be the redetermination date for the TNB program. This field will only display when the Nutrition Benefit Type is 'Transitional'.
5. SSI/SSP Reversal Month – This will be the SSI/SSP Reversal Month for the NB program.
6. Nutrition Benefit Type – This will be set to 'Supplemental' or 'Transitional' depending on the Nutrition Benefit Type which was determine by EDBC or set manually by a user on the CalFresh SSI/SSP Reversal Detail page and had EDBC completed to set the Nutrition Benefit Type.
7. Previously Excluded SSI/SSP Recipients – This value will be the program persons selected as Previously Excluded SSI/SSP Recipient(s) on the CalFresh SSI/SSP Reversal Detail page. The value will be in '{First Name} {Last Name}' format and separated by a comma between each program person.
8. Household Size – This will be the Household Size on the CalFresh SSI/SSP Reversal Detail record.

9. Previously Excluded SSI/SSP Recipient Count – This will be the Previously Excluded SSI/SSP Recipient Count on the CalFresh SSI/SSP Reversal Detail record.
10. Prior CalFresh Benefit Amount – This will be the Prior CalFresh Benefit Amount on the CalFresh SSI/SSP Reversal Detail record.
11. Aid Code – This will be the Aid Code of the NB program.
12. Allotment Amount – This will be the allotment amount of the NB program.
13. The program people in the Nutrition Benefit section will follow the same logic used by CalFresh for determining the people for the NB program.
14. The following fields are not present in the Nutrition Benefit program section so the logic to pull these elements will not occur for the Nutrition Benefit program.
 - a. Last Month of Aid
 - b. LIHEAP Issuance Date
 - c. SUAS RE Begin Date
 - d. WINS Issuance Date
 - e. SAR Cycle
 - f. Utility Amount (CalACES Only)
 - g. Utility Type (CalACES Only)
 - h. Shelter Date (CalACES Only)
 - i. Budget Housing Amount (CalACES Only)
15. When Sending the ICT, follow the logic outlined below:
 - a. SNB – The information will be stored on the CalFresh program node.
 - i. On the Program Person node for the CalFresh program, set the Nutrition Benefit Previously Excluded SSI Recipient Indicator to 'Y' for the SNB program persons. This will only occur if the CalFresh program is also going to be transferred to the receiving county.

Note: As the SNB program information is stored on the CalFresh program node, the Primary Applicant for the SNB program will be transferred as the CalFresh Primary Applicant.
 - b. TNB - Store the Nutrition Benefit program/person information in the same way the CalFresh program/person information is stored for all available information with the following exceptions:
 - i. Program Code – 'TB'
 - ii. On the Program Person node for the Nutrition Benefit program, set the Nutrition Benefit Previously Excluded SSI Recipient Indicator to 'Y' for the TNB program persons.
 - c. SNB/TNB - Populate the following information in the Nutrition Benefit node. For the SNB program, only populate the information if the CalFresh program is also going to be transferred to the receiving county.
 - i. Nutrition Benefit Household Effective Date – The SSI/SSP Reversal Month for the Nutrition Benefit program. This will be in the 'yyyymmdd' format
 - ii. Nutrition Benefit Household Size – The Household Size for the Nutrition Benefit program.
 - iii. Number of Previously Excluded SSI/SSP Recipients – The Previously Excluded SSI/SSP Recipient Count for the Nutrition Benefit program.
 - iv. Previous CalFresh Allotment Amount – The Prior CalFresh Benefit Amount for the Nutrition Benefit program.

- v. Current SNB Benefit Amount – The Allotment Amount for the NB program when the Nutrition Benefit Type is 'Supplemental'.

2.3.4 Page Validation

The following validation message is triggered on the ICT Detail page:

1. Cancel – A CalFresh program is required to transfer a Nutrition Benefit program with a Nutrition Benefit Type of 'Supplemental'.
 - a. Triggered when the Nutrition Benefit program has a Nutrition Benefit Type of 'Supplemental' and the CalFresh program is not being sent on the ICT.

2.3.5 Page Location

Global: Case Info

Local: e-Tools

Task: Incoming ICT

2.3.6 Page Mapping

Page Mapping is required for the fields that are unique to the Nutrition Benefit program block.

2.3.7 Page Usage/Data Volume Impacts

No expected impacts to page usage or data volume impacts.

2.4 Case Member List

2.4.1 Overview

The Case Member List is used to link an ICT to a new case in the receiving county. The page will be updated to create the Nutrition Benefit program if it is an Active program being transferred to the county.

2.4.2 Case Member List Mockup

Case Member List

* - Indicates required fields

Save and Continue

Case Name: *

Clark Kent

<input type="checkbox"/>	Name	SSN	DOB
<input checked="" type="checkbox"/>	Clark Kent	123-45-6789	06/01/1918
<input type="checkbox"/>	Lois Lane	987-65-4321	02/01/1919

Remove

Save and Continue

Figure 2.4.1 – Case Member List

2.4.3 Description of Changes

Update the Save functionality to create the Nutrition Benefit program if it is one of the programs being transferred. Create the program by using the same methods as the CalFresh program.

Note: The CalFresh SSI/SSP Reversal record will not be created through the ICT linking similar to other child pages from the Nutrition Benefit Detail page. This information will be required in order to run EDBC. Additionally, if the Nutrition Benefit program being transferred is SNB, there will not be a Prior County RE Due Month value added to the program.

2.4.4 Page Location

Global: Case Info

Local: e-Tools

Task: Incoming ICT

2.4.5 Page Usage/Data Volume Impacts

No expected impacts to page usage or data volume impacts.


2.5 ~~Program Reapplication List (C-IV Only)~~

2.5.1 ~~Overview~~

The Program Reapplication List is used to link an ICT to an existing case in the receiving county. The page will be updated to create or reapply the Nutrition Benefit program if it is an Active program being transferred to the county.

2.5.2 Program Reapplication List Mockup

Program Reapplication List

View Date: 

Program	Primary Applicant	Program Status	Program Status Reason	
CalFresh	Clark Kent	Discontinued	Inter-County Transfer	<input type="button" value="Reapply"/>
Nutrition Benefit	Clark Kent	Discontinued	Inter-County Transfer	<input type="button" value="Reapply"/>

Figure 2.5.1 – Program Reapplication List

2.5.3 Description of Changes

Update the Program Reapplication List page to include the Nutrition Benefit program. This program will follow the same logic as the CalFresh program when linking the program to an existing case.

Note: The CalFresh SSI/SSP Reversal record will not be created through the ICT linking similar to other child pages from the Nutrition Benefit Detail page. This information will be required in order to run EDBC.

2.5.4 Page Location

Global: Case Info

Local: e-Tools

Task: Incoming ICT

2.5.5 Page Usage/Data Volume Impacts

No expected impacts to page usage or data volume impacts.


2.6 Program Application List (CalACES Only)

2.6.1 Overview

The Program Application List is used to link an ICT to an existing case in the receiving county. The page will be updated to create or reapply the Nutrition Benefit program if it is an Active program being transferred to the county.

2.6.2 Program Application List Mockup

Program Application List

View Date: 

Program	Primary Applicant	Program Status	Program Status Reason	
CalFresh	Clark Kent	Discontinued	Inter-County Transfer	<input type="button" value="Reapply"/>
Nutrition Benefit	Clark Kent	Discontinued	Inter-County Transfer	<input type="button" value="Reapply"/>

Figure 2.6.1 – Program Application List

2.6.3 Description of Changes

Update the Program Application List page to include the Nutrition Benefit program. This program will follow the same logic as the CalFresh program when linking the program to an existing case.

Note: The CalFresh SSI/SSP Reversal record will not be created through the ICT linking similar to other child pages from the Nutrition Benefit Detail page. This information will be required in order to run EDBC.

2.6.4 Page Location

Global: Case Info

Local: e-Tools

Task: Incoming ICT

2.6.5 Page Usage/Data Volume Impacts

No expected impacts to page usage or data volume impacts.

2.7 New/Reapplication Detail

2.7.1 Overview

The New/Reapplication Detail page is used to add a new program or reapply people to an existing program on a case. This page is used in the ICT linking flow to make programs pending so the ICT can be completed. The ability to set Inter-County Transfer indicator and the Prior County RE Due Month will be enabled on this page for the Nutrition Benefit program.

2.7.2 New/Reapplication Detail Mockup

New / Reapplication Detail

*- Indicates required fields

Save and Return

Cancel

View Date:

08/01/2019

Nutrition Benefit

Nutrition Benefit

Application Date: *

Beginning Date Of Aid: *

Source: *

Inter-County Transfer: *

Yes

Prior County RE Due Month:

<input type="checkbox"/>	Name *	DOB	Role	Role Reason	Status	Status Reason
<input type="checkbox"/>	Clark Kent	03/01/1966				
<input type="checkbox"/>	Lois Lane	12/01/1918				
<input type="checkbox"/>	Lex Luthor	01/01/2001				

Save and Return

Cancel

Figure 2.7.1 – New/Reapplication Detail

2.7.3 Description of Changes

Update the New/Reapplication Detail page to enable the Inter-County Transfer indicator and Prior County RE Due Month for the Nutrition Benefit program. These fields will follow the same logic for population when navigating to this page through the ICT linking flow as the CalFresh program.

Note: If the Nutrition Benefit program being transferred is SNB, there will not be a Prior County RE Due Month value in this field during the linking.

2.7.4 Page Location

Global: Case Info

Local: e-Tools

Task: Incoming ICT

2.7.5 Page Usage/Data Volume Impacts

No expected impacts to page usage or data volume impacts.

2.8 Application Detail

2.8.1 Overview

The Application Detail page is used to view and edit application information. The ability to update the Inter-County Transfer indicator and the Prior County RE Due Month will be enabled on this page for the Nutrition Benefit program.

2.8.2 Application Detail Mockup

Application Detail

*- Indicates required fields

Save and Return Cancel

Program Type: Nutrition Benefit View Application: App #1 - 08/01/2019 View Change Reason: *

Program Application Information

App #:	Source: *	Inter-County Transfer:	Prior County RE Due Month:	Application Date: *
1	ICT	Yes	10/2019	08/01/2019

Person Information

Name	DOB	Application Date *	Beginning Date of Aid *
Clark Kent	03/01/1966	08/01/2019	08/01/2019
Lex Luthor	01/01/2001	08/01/2019	08/01/2019
Lois Lane	12/01/1918	08/01/2019	08/01/2019

Save and Return Cancel

Figure 2.8.1 – Application Detail

2.8.3 Description of Changes

Update the Application Detail page to enable the Inter-County Transfer indicator and Prior County RE Due Month for the Nutrition Benefit program. These fields will follow the same logic for editability as the CalFresh program.

2.8.4 Page Location

Global: Case Info

Local: Case Summary

Task: Case Summary

2.8.5 Page Usage/Data Volume Impacts

No expected impacts to page usage or data volume impacts.

2.9 CalFresh SSI/SSP Reversal Detail

2.9.1 Overview

The CalFresh SSI/SSP Reversal Detail page is utilized by the user to request the SSI/SSP Reversal and view the results of the reversal. This page can be updated by EDBC or by a Worker. In either scenario, history of the changes to the fields on this page will be tracked.

This page will either be created by EDBC or a user.

In the Scenario it is created by a user, they will be able to select the Reversal Month and choose the Type of reversal outcome. 'EDBC Determination' would mean that the reversal would be determined by the next EDBC run for the CalFresh program as of the SSI/SSP Reversal Month. 'None' would indicate that there is no need of a Nutrition Benefit program. 'Supplemental' would mean that the Nutrition Benefit Program will be SNB. 'Transitional' would mean that the Nutrition Benefit Program will be TNB.

This record would only be created by EDBC if the EDBC is ran for the redetermination and no current CalFresh SSI/SSP Reversal detail record exists. If a record did exist, EDBC will only update the record if the Type was set to 'EDBC Determination'.

The Prior CalFresh Benefit Amount field will be added to this page.

2.9.2 CalFresh SSI/SSP Reversal Detail Mockup

CalFresh SSI/SSP Reversal Detail

*- Indicates required fields

Save and Return

Cancel

SSI/SSP Reversal Month:

Reversal Month Source:

Worker Determined

Request Date:

Nutrition Benefit Eligibility Details

Type: *

Supplemental

Updated Source:

Worker Determined

SSI/SSP Reversal Month Values

Household Size:

Previously Excluded SSI/SSP Recipient Count:

Prior CalFresh Benefit Amount:

Previously Excluded SSI/SSP Recipient(s)

Add

Remove

Save and Return

Cancel

Figure 2.9.1 – CalFresh SSI/SSP Reversal Detail – Create Mode


CalFresh SSI/SSP Reversal Detail

*- Indicates required fields

Save and Return

Cancel

SSI/SSP Reversal Month:

08/2019 

Reversal Month Source:

EDBC Determined

Request Date:



Nutrition Benefit Eligibility Details

Type: *

Supplemental 

Updated Source:

EDBC Determined

SSI/SSP Reversal Month Values

Household Size:

3 

Previously Excluded SSI/SSP Recipient Count:

2 

Prior CalFresh Benefit Amount:

192.00

Previously Excluded SSI/SSP Recipient(s)

Kent, Clark

Lane, Lois

Add 

Remove 

History

Last Updated On 08/01/2019 9:08:43 AM By: [123456](#)

Save and Return

Cancel

Figure 2.9.2 – CalFresh SSI/SSP Reversal Detail – Edit Mode

CalFresh SSI/SSP Reversal Detail

*- Indicates required fields

Edit

Close

SSI/SSP Reversal Month:
08/2019

Reversal Month Source:
EDBC Determined

Request Date:

Nutrition Benefit Eligibility Details

Type: *
Supplemental

Updated Source:
EDBC Determined

SSI/SSP Reversal Month Values

Household Size:	Previously Excluded SSI/SSP Recipient Count:	Prior CalFresh Benefit Amount:
3	2	192.00

Previously Excluded SSI/SSP Recipient(s)

Kent, Clark

Lane, Lois

History

Modified on 08/01/2019 01:20:30 PM by James Howlett (90AS112233)

Field	Old Value	New Value
Household Size		3
Previously Excluded SSI/SSP Recipient Count		2
Previously Excluded SSI/SSP Recipient(s)		Clark Kent, Lois Lane
Prior CalFresh Benefit Amount		192.00
Type	EDBC Determination	Supplemental
Updated Source	Worker Determined	EDBC Determined

Modified on 06/01/2019 03:50:15 PM by James Howlett (90AS112233)

Field	Old Value	New Value
Household Size	4	
Previously Excluded SSI/SSP Recipient Count	2	
Previously Excluded SSI/SSP Recipient(s)	Clark Kent, Lex Luthor, Lois Lane	
Prior CalFresh Benefit Amount	192.00	
Reversal Month Source	EDBC Determined	Worker Determined
SSI/SSP Reversal Month	07/2019	08/2018
Type	Supplemental	EDBC Determination
Updated Source	EDBC Determined	Worker Determined

Last Updated On 08/01/2019 9:08:43 AM By: [123456](#)

Edit

Close

Figure 2.9.3 – CalFresh SSI/SSP Reversal Detail - View Mode

2.9.3 Description of Changes

1. Prior CalFresh Benefit Amount – CalFresh Benefit value the month prior to the SSI/SSP Reversal. This field is editable in 'Create' and 'Edit' mode. This field will display in the following format 'xx,xxx,xxx.xx' and follow validations already in place in the system to ensure this format.
 - a. When this value is changed and saved, the history will be recorded by using the page's existing history model. The location in the history section will be below the Previously Excluded SSI/SSP Recipient(s) field value. Additionally, the Updated Source will be updated to Worker Determined.

2.9.4 Page Validation

The following validation message is triggered on the CalFresh SSI/SSP Reversal Detail page:

2. Prior CalFresh Benefit Amount – Field is required. Please enter a value.
 - a. Triggered when the value in the Type field is 'Supplemental' or 'Transitional' and the Prior CalFresh Benefit Amount field is blank.

2.9.5 Page Location

Global: Case Info

Local: Case Info

Task: Case Summary

2.9.6 Page Mapping

The Prior CalFresh Benefit Amount field will be page mapped.

2.9.7 Page Usage/Data Volume Impacts

No expected impacts to page usage or data volume impacts.

2.10 Eligibility

2.10.1 Overview

The following changes will be made to Eligibility:

- Populate Prior CalFresh Benefit Amount during SSI/SSP Reversal:

- The Prior CalFresh Benefit Amount represents the CalFresh benefit the household was eligible for in the benefit month prior to the SSI/SSP reversal. This amount must be populated so it can be included in the eICT.
- Set the NB program Application Date to the effective benefit month when auto creating an NB program.
 - Add Run EDBC validations for the 'Prior County RE Due Month' when authorizing a TNB ICT program for the first time.
 - Set the TNB RE Due Date using the 'Prior County RE Due Month' when authorizing a TNB ICT program for the first time.

2.10.2 Description of Change

1. When running the SSI/SSP reversal month, update CF NB EDBC to populate the Prior CalFresh Benefit Amount on the reversal detail record during Save and Continue authorization. The NB EDBC will use the latest CF EDBC information for the reversal month and the month prior to the reversal month when determining NB eligibility.

The Prior CalFresh Benefit Amount will be the latest unprorated benefit amount from the benefit month prior to the reversal month, however the source of this data could vary as described in the points below.

- a. If the latest EDBC for the prior benefit month is a Regular EDBC (not overridden), the unprorated benefit amount will be used. Note the proration scenario can only occur for a CF program with a BDA in the benefit month of May 2019.
 - b. If the latest EDBC for the prior benefit month is an Overridden EDBC, the Final Allotment from the Overridden EDBC will be used.
 - c. If latest EDBC for the prior benefit month is a Manual EDBC, the Potential Allotment from the Manual EDBC will be used.
 - d. If the CF program starts June 2019 and is an ICT, the benefit amount from the prior month of CF will be defined in a CF OPA record (this will be manually defined by the user during the ICT process).
2. When the Eligibility logic auto-creates an NB during the reversal month it currently sets the application date of NB program and program persons to the CalFresh Application date. This will be changed to set the application date to first day of the reversal month.
The New/Reapplication Detail page has a validation that prevents the application date from being prior to June 1, 2019, which is the earliest possible month for a valid SNB or TNB program. This change will bring the Eligibility logic in line with this Online validation.
 3. When Auto-Creating an EBT account via Host-to-Host for a case where the program does not have an Issuance Method set and an error encountered via host to host.

- a. Insert a record in the EBT_ACCT_INST table with the case_pers_id and the proc_ind field set to 'N'. This will enable the EBT account creation to be performed by the nightly EBT Demographics batch job.
 - i. The case_pers_id inserted into the EBT_ACCT_INST table will be the payee on the program used to create the EBT Account. The program will be the one associated with the EDBC that is being "Accepted.
 - ii. If there is not a Payee associated with the NB program of the Accepted EDBC, then the case_pers_id will be the current Payee on the CalFresh program for the same case.
 - iii. If there is a case_pers_id identified successfully display the following informational message on the EDBC List page: "EBT Account Creation was not submitted successfully. Will be sent through nightly batch."
 - iv. If there is not a case_pers_id identified successfully display the following validation message on the EDBC Summary Page: "Could not establish EBT Account. Please set the Issuance Method for this program manually."

Note: This validation is applicable to all EBT eligible EDBC programs.

4. Prevent the user from running EDBC to activate the pending ICT TNB program application when the 'Prior County RE Due Month' is missing. Prevent the user from running EDBC to activate the pending ICT TNB program application when the 'Prior County RE Due Month' is excessively far into the future. Update EDBC logic, which creates a new RE period during the initial ICT application approval, to create an RE period based on the 'Prior County RE Due Month' for both CW and CF programs.

- a) Add a validation to the Run EDBC, Create Manual EDBC and Negative Action Detail page for an Nutrition Benefit (NB) program to be displayed under the following conditions:
 - i. The program status is pending
 - ii. The program application associated to the pending program status for the benefit month is an ICT and has not been approved (application does not have an active disposition)
 - iii. 'Prior County RE Due Month' is null for the program application
 - iv. The 'Type' entered by the user on the CF SSI/SSP Reversal Detail page is 'Transitional'

The validation message text will be "[Program Name]: A Prior County RE Due Month must be entered on the Application Detail page for ICT [Program Name] Program."

The text will be in a black, bold format such that EDBC is prevented from being run.

- Example: Program is NB with pending ICT application where BDA is 08/01/2019 and Prior County RE Due Month is null. The user has defined a Type of 'Transitional' on the CalFresh SSI/SSP Reversal

Detail page. On running EDBC for 08/2019, a validation message will appear as follows:

Nutrition Benefit: A Prior County RE Due Month must be entered on the Application Detail page for ICT Nutrition Benefit Program.

- b) Add a validation to the Run EDBC, Create Manual EDBC and Negative Action Detail page when all of the following are true:
- i. The program status is pending
 - ii. The program application associated to the pending program status for the benefit month is an ICT and has not been approved
 - iii. The 'Type' entered by the user on the CF SSI/SSP Reversal Detail page is 'Transitional'
 - iv. The program is NB and 'Prior County RE Due Month' for the current program application is 12 months or more in the future from the BDA month.

The validation message text for NB will be "[Program Name]: A Prior County RE Due Month on the Application Detail page cannot be more than [max_months_in_future*] months, including the Beginning Date of Aid Month."

* 12 when the program is NB - This message is shared with CW and CF which have different max_months_in_future values.

The text will be in a black, bold format such that EDBC is prevented from being run.

- Example: Program is NB with pending ICT application where BDA is 08/01/2019 and Prior County RE Due Month is 08/2020. The user has defined a Type of 'Transitional' on the CalFresh SSI/SSP Reversal Detail page. On running EDBC for 08/2019, a validation message will appear as follows:

Nutrition Benefit: A Prior County RE Due Month on the Application Detail page cannot be more than 12 months, including the Beginning Date of Aid Month.

Technical Note: Beginning date of aid (BDA): Earliest BDA of person with an open application for the benefit month tied to the same program application.

- c) Add a validation to the Run EDBC, Create Manual EDBC and Negative Action Detail page when all of the following are true:
- i. The program is NB
 - ii. The program status is pending
 - iii. The program application associated to the pending program status for the benefit month is an ICT and has not been approved

- iv. 'Prior County RE Due Month' on the program application is prior to the BDA month
- v. The 'Type' entered by the user on the CF SSI/SSP Reversal Detail page is 'Transitional'

The validation message text will be "[Program Name]: A Prior County RE Due Month on the Application Detail page cannot be prior to the Beginning Date of Aid Month."

The text will be in a black, bold format such that EDBC is prevented from being run.

- Example: Program is NB with pending ICT application where BDA is 08/01/2019 and Prior County RE Due Month is 07/2019. The user has defined a Type of 'Transitional' on the CalFresh SSI/SSP Reversal Detail page. On running EDBC for 08/2019, a validation message will appear as follows:

Nutrition Benefit: A Prior County RE Due Month on the Application Detail page cannot be prior to the Beginning Date of Aid Month.

- d) Update the EDBC logic for NB, which determines the RE due date when creating a new RE period on the approval of a TNB program application for the first month of an inter-county transfer if all of the following conditions are met:
 - i. The current program status is pending
 - ii. The program application associated to the pending program status for the benefit month is an ICT and has not been approved
 - iii. 'Prior County RE Due Month' on the program application is not prior to the BDA month
 - iv. The 'Type' entered by the user on the CF SSI/SSP Reversal Detail page is 'Transitional'

Skip the existing logic for determining the RE due date and set the RE due date equal to the month end date of 'Prior County RE Due Month' on the program application.

Do not attempt to align the NB RE due date to a CW RE due date.

2.10.3 Programs Impacted

CF

2.10.4 Performance Impacts

None

2.11 EICT Outbound Writer Data Layout changes

2.11.1 Overview

The EICT outbound Interface sends data and image files via daily batch process to other systems (CalACES to C-IV, CalACES to CalWIN, C-IV to CalACES, C-IV to CalWIN, C-IV to C-IV). To transfer cash-out reversal and SNB/TNB eligibility information, new data elements and mappings are required when sending SNB or TNB programs to other Counties.

2.11.2 Description of Change

The following data elements required for SNB/TNB data transmission will be added to Outbound data layout. These elements will be stored in the existing ICT data tables as new attributes:

1. Add a new 'Nutrition Benefit Previously Excluded SSI Recipient' indicator to the program person node to determine if the individual is a previously excluded SSI/SSP Recipient and this will only be sent if the case has an active SNB or a TNB program.
2. Add a new 'Head of Household' indicator to the program person node in outbound file and this indicator will be identified as a duplicate for the primary applicant indicator in CalACES/C-IV.
3. A new node specific to the Nutritional Benefit (NB) program will be added to the file layout after Transitional CalFresh Node when there is an active SNB or TNB program
 - Nutritional Benefit Household Effective Date
 - Nutritional Benefit Household Size
 - Number of Previously Excluded SSI/SSP recipients
 - Previous CalFresh Allotment Amount
 - **Current SNB Benefit Amount**

Current SNB Benefit Amount data element will only be sent if there is an active SNB program in the case. This data element will be disabled in nutritional benefit node when sending an active TNB program.

4. Transitional Nutritional Benefit (TNB) program details will be sent and received as a separate program block with a new program code of 'TB' along with the 'Previously Excluded SSI Recipient' Indicator and the Nutritional Benefit node when,
 - Nutritional Benefit (NB) program with NB type of TNB is in Active status.
 - Individual(s) are a previously excluded SSI/SSP recipient(s)
 - Individual is a primary applicant /head of household in the case
5. Supplemental Nutritional Benefit (SNB) program details will be sent and received in the CalFresh program block along with 'Previously Excluded SSI Recipient' Indicator and the Nutritional Benefit node when

- Nutritional Benefit (NB) program with NB type of SNB is in Active status.
 - Individual(s) are a previously excluded SSI/SSP recipient(s)
6. Discontinued/denied SSI/SSP recipients in SNB/TNB programs will be sent in the outbound file with a discontinued/denied status unless the recipient is deceased on or prior to the batch date.
 7. Update the ICT Program Disposition logic to include the Nutritional Benefit program's disposition status code.

2.11.3 Execution Frequency

This job runs every business day (excluding Sundays and Holidays).

2.11.4 Key Scheduling Dependencies

No Change.

2.11.5 Counties Impacted

This change affects all Counties.

2.11.6 Data Volume/Performance

No Change.

2.11.7 Failure Procedure/Operational Instructions

No Change.

2.12 EICT Inbound Reader Changes

2.12.1 Overview

The EICT Inbound Interface receives data and image files via daily batch process from other systems (CalACES to C-IV, CalACES to CalWIN, C-IV to CalACES, C-IV to CalWIN, C-IV to C-IV). To receive cash-out reversal and SNB/TNB eligibility information, new data elements and mappings are required.

2.12.2 Description of Change

1. Update the EICT Inbound Reader to read the new elements outlined in the 'Data Layout mockup for SNB and TNB program' section of this document to populate

the ICT data tables with the new data elements. Note: The new 'Head of Household' indicator in the inbound file from CalWIN will be identified as a duplicate to the 'Primary Applicant' indicator

2. Update the ICT Disposition logic to run TNB via Batch EDBC when a Nutritional Benefit Program's Disposition record is received.
3. Update the ICT Disposition logic to run SNB alongside CalFresh when a CalFresh Program's Disposition record is received.

2.12.3 Execution Frequency

This job runs every business day (excluding Sundays and Holidays).

2.12.4 Key Scheduling Dependencies

No Change.

2.12.5 Counties Impacted

This change affects all Counties.

2.12.6 Data Volume/Performance

No Change.

2.12.7 Failure Procedure/Operational Instructions

No Change.

2.13 Data Layout mockup for SNB and TNB program

2.13.1 Program persons Node for SNB and TNB program

		Program Persons (Node)	ProgramPersons			-< ProgramPersons>, </ ProgramPersons>
		Program Person Occurs (Node)	ProgramPerson			<ProgramPersons>, </ProgramPersons>
237	M	Specific Person in the transfer person Id (attribute)	personId	Str	2	The specific person for this program identified by the person Id for this case.
238		Primary Applicant Indicator (attribute)	primaryApplicantInd	Str	1	Y – Indicates this individual is the Primary Applicant.

		Program Persons (Node)	ProgramPersons			< ProgramPersons>, </ ProgramPersons>
		Program Person Occurs (Node)	ProgramPerson			<ProgramPersons>, </ProgramPersons>
239		Program Payee Indicator (attribute)	payeeInd	Str	1	Y – Indicates this individual is the Program Payee
240		Authorized Representative Indicator	AuthorizedReplnd	Str	1	Y – Indicates the individual is the Authorized Rep.
241		Client's Status for the program	Status	Str	1	Client's Status for the program. See PROGRAM/AID CODE STATUS table.
242		Income Reporting Threshold Amount	IRTAmt	Implied Decimal	10	Income Reporting Threshold Amount (8v2)
243		CFAP Indicator	CFAPInd	Str	1	CFAP Indicator Y/N
244		Head of Household Indicator	HeadOfHouseholdInd	Str	1	Y – Indicates this individual is the Head of Household
245		Nutrition Benefit Previously Excluded SSI Recipient Indicator	NutritionBenefitPrevExcludeInd	Str	1	Y – Indicates this individual is an SSI recipient previously excluded from CalFresh

2.13.2 Nutritional Benefit Node for SNB and TNB program

		Transitional CalFresh (Node)				<TransitionalCalFresh>, </TransitionalCalFresh>
304		Number of House Hold members	NumberHouseholdMembers	Str	2	Number of persons included in the TCF allotment
305		Dependent Care	DependentCare	Implied Decimal	10	Dependent Care (8,2)
306		Child Support	ChildSupport	Implied Decimal	10	Child Support (8,2)
307		Medical Deduction	MedicalDeduction	Implied Decimal	10	Medical Deduction (8,2)
308		House Expenses	HouseExpenses	Implied Decimal	10	House Expenses (8,2)
309		Utility Expenses	UtilityExpenses	Implied Decimal	10	Utility Expenses (8,2)

310		Gross Income Total	GrossIncomeTotal	Implied Decimal	10	Gross Income Total (8,2)
311		Household Gross Earned Income Total	HHGrossEarnedIncomeTot	Implied Decimal	10	Household Gross Earned Income Total (8,2)
312		Household Unearned Income Total	HHUnearnedIncomeTot	Implied Decimal	10	Household Unearned Income Total (8,2)
313		Child Support Unearned Income Total	ChildSupportUnearnedIncome Tot	Implied Decimal	10	Child Support Unearned Income Total (8,2)
314		Child Support Earned Income Total	ChildSupportEarnedIncomeTot	Implied Decimal	10	Child Support Earned Income Total (8,2)
315		Household Total Deemed Income	HouseholdTotDeemedIncome	Implied Decimal	10	Household Total Deemed Income (8,2)
		Transitional CalFresh Ends				
		Nutrition Benefit (Node)				<NutritionBenefit> , </ NutritionBenefit >
316		Nutrition Benefit Household Effective Date	NutritionBenefitHHEffectiveDate	Date	8	Date the household transitioned to TNB/SNB (yyyymmdd)
317		Nutrition Benefit Household Size	NutritionBenefitHouseholdSize	Num	2	TNB/SNB Household Size
318		Number of Previously Excluded SSI/SSP Recipients	NutritionBenefitPrevExcludedCount	Num	2	Number of Previously Excluded SSI/SSP Recipients in the TNB/SNB household
319		Previous CalFresh Allotment Amount	PrevCFAllotmentAmt	Implied Decimal	10	The previous CalFresh Allotment (Grant) Amount from the month prior to the Nutrition Benefit Household Effective Date, Pic 9(8v2).
320		Current SNB Benefit Amount	CurrentSNBBenAmt	Implied Decimal	10	The Current SNB Benefit amount
		Nutrition Benefit Ends				

2.14 Correspondence

2.14.1 Overview

EICT Forms were introduced with ACL 19-03. Additionally, the CF 215 was updated to include elements for the Nutrition Benefit programs. The table below lists the forms for the SNB and TNB programs which will be added to the template repository. The details regarding data population and automated triggers for the forms are in the documents listed below.

2.14.2 Description of Change

State Form Number	State Form Name	FDD
SNB 7	CalFresh and Supplemental Nutrition Benefit (SNB) Informing Notice of Receiving Intercounty Transfer	NOA_AXXXA_XXXX_FDD_SNB7.docx
SNB 8	CalFresh and Supplemental Nutrition Benefit (SNB) Informing Notice of Sending Intercounty Transfer	FD_FRM_SNB8.docx
TNB 7	Transitional Nutrition Benefit (TNB) Informing Notice of Receiving Intercounty Transfer	NOA_AXXXA_XXXX_FDD_TNB7.docx
TNB 8	Transitional Nutrition Benefit (TNB) Informing Notice of Sending Intercounty Transfer	FD_FRM_TNB8.docx
CF 215	CalFresh Notification of Intercounty Transfer	FD_FRM_CF215.docx

2.15 ICT Document Transfer

2.15.1 Overview

Out of the four new forms being introduced as part of this SCR (SNB 7, SNB 8, TNB 7, TNB 8) the forms generated at the sending county (SNB 8 and TNB 8) will be added to the list of documents to be transferred as part of the daily ICT image file.

2.15.2 Description of Change

For each case that has an active SNB or TNB program, the forms generated at the sending county i.e. SNB 8 and TNB 8 will use document type 'ICT' when transferred as part of the daily ICT image file.

2.16 Prior CalFresh Benefit Amount Data Change

2.16.1 Overview

The Prior CalFresh Benefit Amount is stored with the completed EDBC that initially set the Nutrition Benefit program to Active. Due to the need to have this value editable for ICT purposes, a data change is required to transfer this value to the CalFresh SSI/SSP Reversal Detail record.

2.16.2 Description of Change

For each case that has an Active Nutrition Benefit program, set the Prior CalFresh Benefit Amount to the amount stored by the EDBC that Activated the Nutrition Benefit program.

2.16.3 Estimated Number of Records Impacted/Performance

TBD

2.17 Automated Regression Test

2.17.1 Overview

New regression test scripts will be created to verify internal ICT of the CalFresh and/or Nutrition Benefit programs.

Note: These scripts will only be executed against the C-IV System prior to CalSAWS migration.

2.17.2 Description of Change

Create new regression test scripts to cover the following scenarios:

- a. Send and receive ICT of a CalFresh and Nutrition Benefit (Supplemental) program
- b. Send and receive ICT for a Nutrition Benefit (Transitional) program only
- c. cSend and receive ICT for a CalFresh program only

Verify the new program block and details on the ICT pages, the Prior CalFresh Benefit Amount value, and set/edit the Prior County RE Due Month value for the Nutrition Benefit program, where appropriate.

Note: These new scripts will cover the internal, online application functionality only. Batch transfer will not be covered at this time.

DRAFT

3 SUPPORTING DOCUMENTS

Number	Functional Area	Description	Attachment

DRAFT

4 REQUIREMENTS

4.1 Project Requirements

REQ #	REQUIREMENT TEXT	How Requirement Met
2.20.1.18	The LRS shall include in the design methods where interfaces to the LRS are simple to make additions, deletions and modifications for the import and export of data.	Add the new SNB and TNB program data to the ICT online pages and new elements to the EICT Interface
2.18.3.7	The LRS shall identify case actions that require a notice, NOA, form, letter, stuffer, or flyer, and shall generate that appropriate notice, NOA, form, letter, stuffer, or flyer, using variable case-specific information.	Add new SNB/TNB forms and notices.

5 MIGRATION IMPACTS

None

SCR Number	Functional Area	Description	Impact	Priority	Address Prior to Migration?

6 OUTREACH

A case list will be provided that has all cases with a Nutrition Benefit program where the CalFresh SSI/SSP Reversal Detail record is missing the Prior CalFresh Benefit Amount. This would have occurred if the program was created manually due to an ICT. These programs would not have been affected by the data change as the EDBC to make the Nutrition Benefit program active didn't occur in the receiving county.

The list will have the following columns:

- Case Name – The Name of the Case.
- Case Number – The Case Number of the Case.
- County – The county that the case is in.
- Unit – The Unit that the Worker belongs to.
- Unit Name – The Unit Name that the Worker belongs to.
- Office Name – The Office of the Worker.
- Worker – This will be the CalFresh Worker with the highest End Date.

DRAFT

7 APPENDIX

7.1 Data layout for E- ICT file



eICT data layout.docx

DRAFT