

CalSAWS | JPA Board of Directors Meeting



May 13, 2022

Agenda

1. Call Meeting to Order
2. Confirmation of Quorum and Agenda Review
3. Public Opportunity to speak on items NOT on the Agenda. Public comments are limited to no more than three minutes per speaker, except that a speaker using a translator shall be allowed up to six minutes.

Note: The public may also speak on any Item ON the Agenda by waiting until that item is read, then requesting recognition from the Chair to speak.

- All lines will be muted when meeting begins.
- To unmute:
 - ✦ When connected via computer – click the microphone icon.
 - ✦ When connected via telephone – press *6.



Action Items

Action Items

4. Authorization to conduct CalSAWS JPA Board, Project Steering Committee (PSC), and WCDS Subcommittee Meetings in accordance with subdivision (e) of Government Code Section 54953 through June 13, 2022, based on the following findings:
 - a) The Governor's State of Emergency related to COVID-19 remains in effect; and
 - b) The state of emergency continues to directly impact the ability of the members to meet safely in person.
5. Approval of Delegated Authority to the CalSAWS Executive Director for AWS through CDT Contract.

Action Items

6. Approval of Consent Items

- a. Approval of the Minutes and review of the Action Items from the April 22, 2022, JPA Board of Directors Meeting.
- b. Accenture Change Notice No. 17, which includes request for American Rescue Plan Act (ARPA) Release of Information (ROI) Design.
- c. Accenture Change Notice No. 18, which includes a request to design, develop, test, and implement additional enhancements to scale worker-facing virtual assistants and customer-facing virtual assistants for the CalSAWS System.
- d. Deloitte Change Order No. 3, Work Order 5, which includes a request for American Rescue Plan Act (ARPA) Release of Information (ROI) Design.
- e. Deloitte Change Order No. 3, Work Order 6, which includes a request for additional Get CalFresh Integration activities.
- f. ClearBest Change Order No.6, Work Order 12, which includes requests for additional Quality Assurance services related to the ARPA ROI Design.
- g. ClearBest Work Order 13, which includes requests for the extension of OCAT QA Services through October 31, 2023.



Informational Items



Debrief of L.A. County Migration to
CalSAWS Imaging and BenefitsCal



Los Angeles County Imaging Go-Live

Overview



Production Performance

Production performance has met/exceeded performance test results. C-IV counties reported post Go-live production performance equivalent to pre Go-live performance. LA reports that the team has zero backlog of images (workers are keeping up with inflow of new documents)



Defects & Enhancements

Project team continues to identify and remediate items post Los Angeles County Go-Live (low impact issues identified)



Ongoing Support

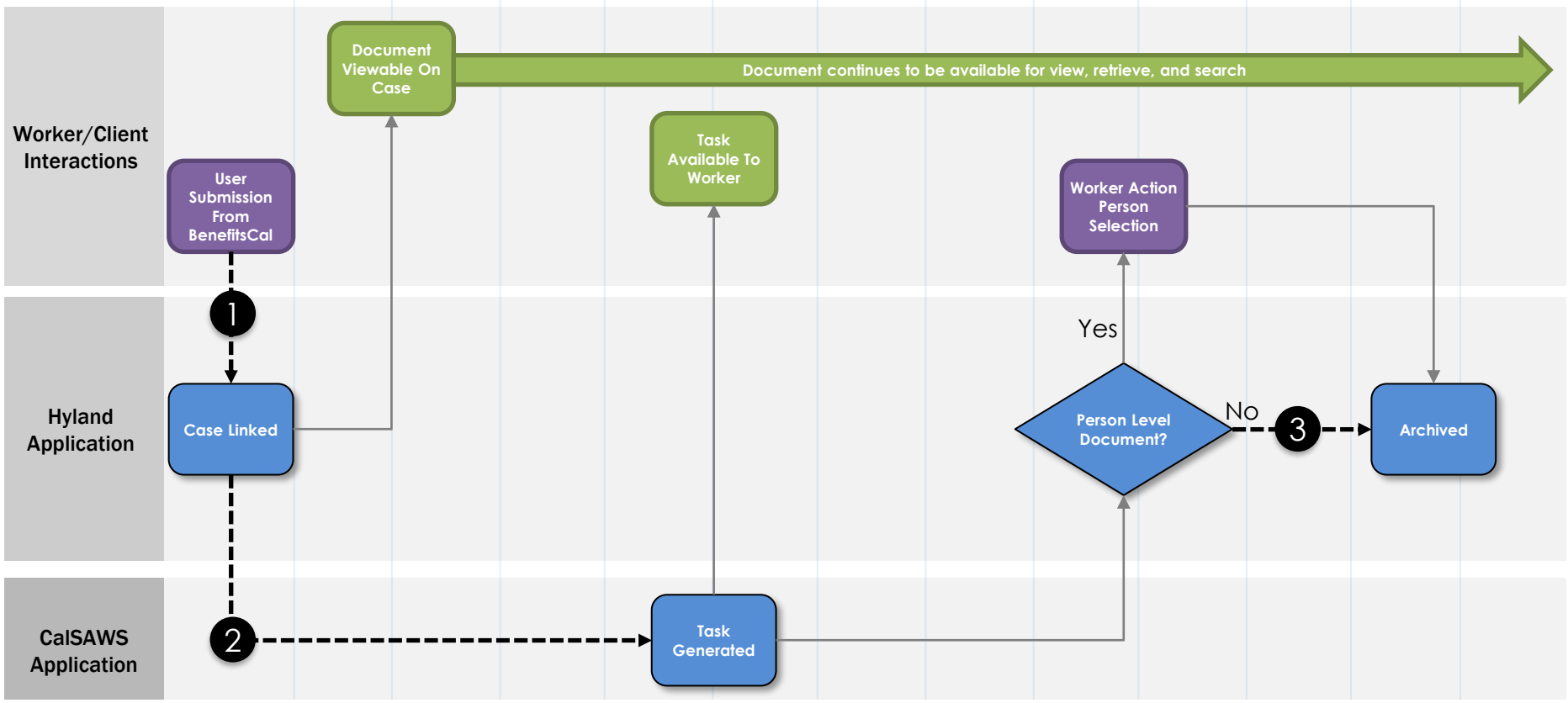
Support team members were on-site in Los Angeles during Go-Live Week

Daily support calls / end of day wrap-up calls are occurring through 5/6

Imaging team continues to provide training resources, best practices, FAQs to PPOCs

Imaging Performance – Production

Non-Barcoded Imaging Workflow (4/25 to 4/29)



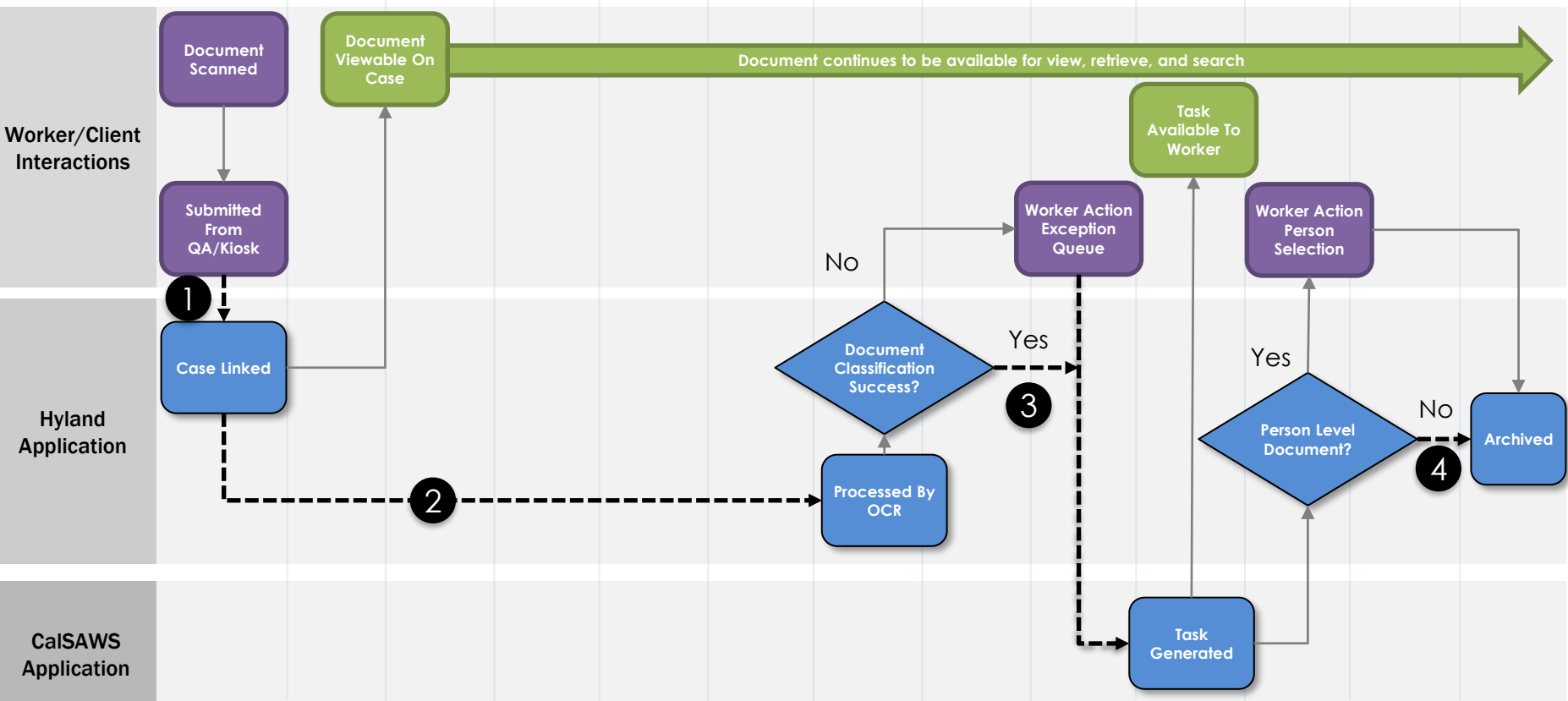
- Worker Action
- Automated Event
- Back-end System Processing

Key Areas Where Time is Spent

1. **Linking** – Linking of submitted documents is near instantaneous, making the document available/viewable on the case.
2. **Task** – Document keys are validated, and append logic is applied to prevent duplicate tasks, finally customer reporting is updated and a task generated.
3. **Archive** – Document Keys are re-validated and updated where necessary, then document workflow history is moved to an archive state.

Imaging Performance – Production

Worker/Kiosk Imaging OCR Workflow(4/25 to 4/29)



Key Areas Where Time is Spent

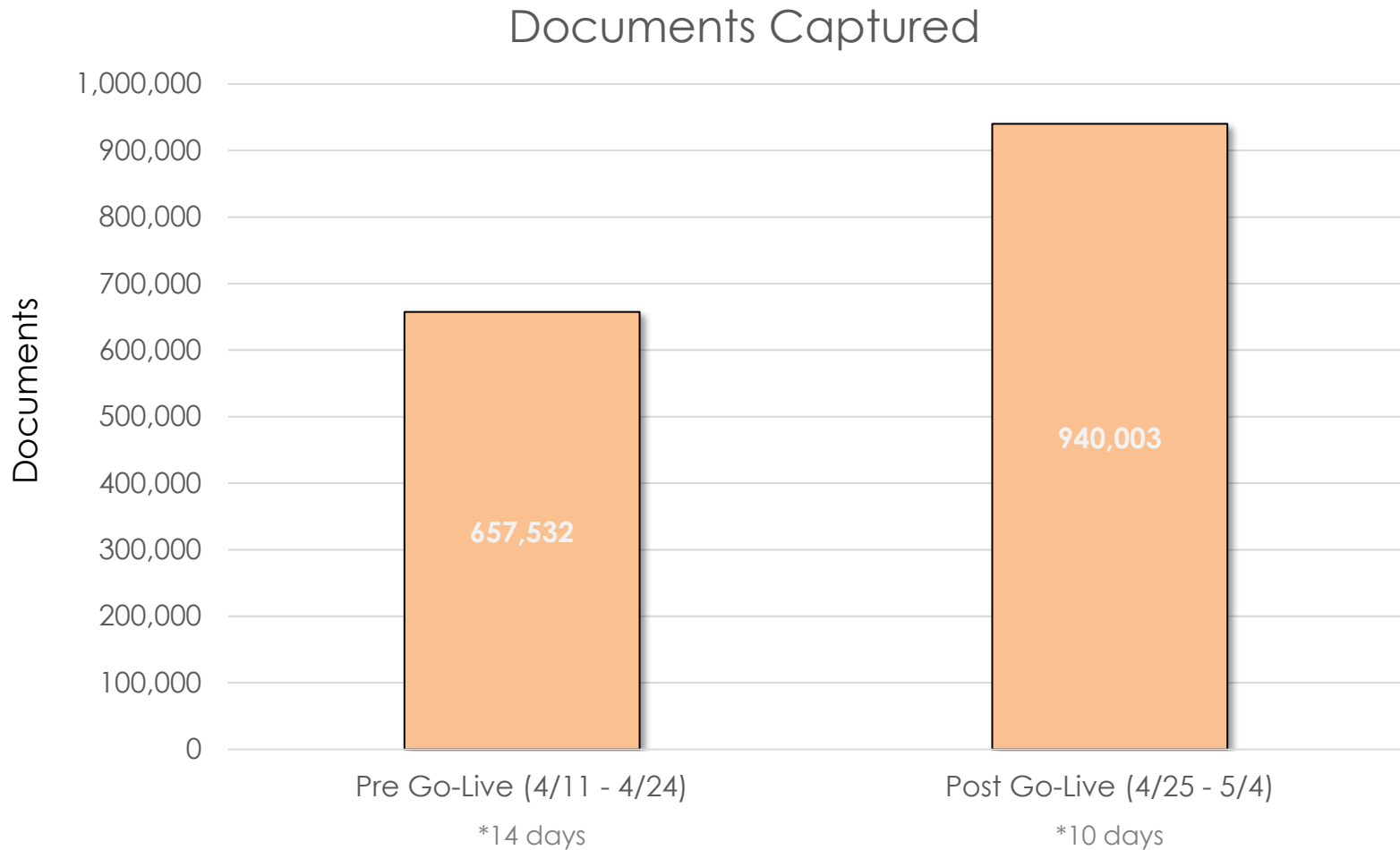
- 1. Linking** – Linking of submitted documents is near instantaneous, making the document available/viewable on the case.
- 2. OCR** – Documents are converted to a readable format where needed, then routed to Brainware (OCR) for analysis, once complete a reindex/split of documents is performed based on results.
- 3. Task** – Document keys are validated and append logic is applied to prevent duplicate tasks; finally, customer reporting is updated and a task generated.
- 4. Archive** – Document Keys are re-validated and updated where necessary, then document workflow history is moved to an archive state.

- Worker Action (Purple box)
- Automated Event (Green box)
- Back-end System Processing (Blue box)

Documents Captured

Pre and Post Los Angeles County Go-Live

Imaging has ingested ~45% more documents over the last two weeks since the Los Angeles County cutover.



Los Angeles County Go-Live – Defects & Issues

Project teams continue to track and complete Los Angeles Go-Live issues.

COMPLETE

13 items identified and remediated since Go-Live, including:

- ✓ Document import / export defects effecting small subset of migrated documents
- ✓ User security rights updates
- ✓ Case linking updates
- ✓ BenefitsCal website updates and communications

IN-FLIGHT

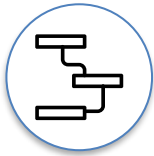
9 items continue to be tracked for completion by end of May, including:

- Confidentiality rules updates
- Lobby/kiosk generated documents metadata updates
- Form name fixes
- Office mappings
- BenefitsCal office search logic
- GetCalFresh.org Bundle logic

Los Angeles County Go-Live

Site Visit Observations & Tips and Tricks

On-site teams have identified tips and tricks for improving end user experience.



Queue Management: documents may be routed to different queues after initial QA
Reminder: county workers should intermittently check on queues (e.g., Exception, Barcode Verification, Person Selection) within Hyland to ensure documents are being appropriately routed and triaged to next step



View & Reindex Documents: county workers may want to make view documents on a confidential case they have access to or make reindex documents after they have submitted to archive
Reminder: if county workers need to view confidential documents or reindex documents, reach out to gatekeeper in order to obtain appropriate rights (e.g., Imaging Reindex All, Imaging Confidential View)



Cut-off Barcodes: county workers may need to print documents with barcodes for on-site clients
Reminder: county workers should select options such as “Shrink to Fit” or “Fit to printable area” within printer properties to ensure barcodes are not cut off and are readable

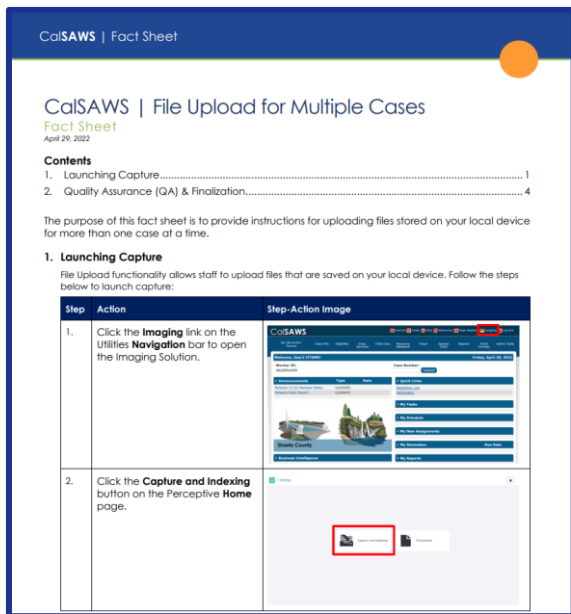


OCR Best Practices: county workers may not be optimizing QA best practices to ensure OCR efficiencies
Reminder: county workers should take advantage of OCR best practices (link [here](#) for OCR CIT)

New Imaging Resources for All Counties


CalSAWS Fact Sheet – File Upload for Multiple Cases

This Fact Sheet provides instructions for using File Upload to upload documents saved on your local device for multiple cases in the same scanned batch.



Imaging Training Materials in the CalSAWS LMS

This documents provides instructions for accessing, viewing and downloading Imaging resources from the CalSAWS LMS and provides a mapping of training material by Imaging topic (i.e., scanning, document retrieval, etc.)



Coming Soon: Consolidated Q&A document with a list of questions and answers discussed in the daily Imaging Support Center calls



Quarterly CalSAWS Budget Update

- Update on available funding for CalWIN Counties migration preparation.



CalSAWS Quarterly Financial Update

Overview

CalSAWS DD&I/M&O
and Premise

CalWIN M&O

C-IV M&O

LRS M&O

JPA Admin

- 1 Actuals to Date
Based on Vendor Invoices & County Claims
- 2 Projections (Estimates to Complete)
Estimated Costs for Future Months
- 3 Estimate at Completion (EAC)
Actual Costs Plus Estimated
- 4 Total Allocation/Budget
Amount Allocated by Line Item for the Approved Budget
- 5 Balance
Difference Between EAC and Budget
Negative balance is over budget
Positive balance is under budget
- 6 % Expended to Date (Actuals)
Percent of Actuals to Date Divided by the Budget
- 7 % EAC to Budget
Percent of EAC Divided by the Budget

CalSAWS | SFY 2021/22 FINANCIAL DASHBOARD - May 6, 2022

Category	Actuals to Date ¹	Projections (ETC)	EAC	Total Allocation (Budget)	Balance + Under / (-Over)	% Expended to Date	% EAC to Budget	Notes
CalSAWS	\$199,174,273	\$79,832,510	\$279,006,783	\$284,433,050	\$5,426,267	70.0%	98.1%	
DD&I App. Dev.	\$10,707,785	\$11,264,001	\$21,971,786	\$21,981,708	\$9,922	48.7%	100.0%	
DD&I Non-App. Dev.	\$59,983,244	\$25,660,255	\$85,643,499	\$85,735,567	\$92,068	70.0%	99.9%	
DD&I Training	\$1,474,923	\$663,476	\$2,138,399	\$2,646,804	\$508,405	55.7%	80.8%	Staff & Travel less than planned
DD&I GA/GR	\$4,231,452	\$86,047	\$4,317,499	\$4,317,630	\$131	98.0%	100.0%	
DD&I Procurement	\$170,213	\$0	\$170,213	\$250,481	\$80,268	68.0%	68.0%	
CalSAWS M&O	\$105,847,006	\$38,336,745	\$144,183,751	\$144,319,131	\$135,380	73.3%	99.9%	
M&O Procurement	\$612,430	\$127,317	\$739,747	\$1,720,961	\$981,214	35.6%	43.0%	Staff, Travel, & Legal less than planned
CalHEERS Interface	\$2,866,221	\$1,091,010	\$3,957,231	\$5,441,930	\$1,484,699	52.7%	72.7%	App Maintenance Services less than planned
Covered CA CSC	\$0	\$0	\$0	\$176,092	\$176,092	0.0%	0.0%	
CalSAWS Premise	\$13,280,999	\$2,603,659	\$15,884,658	\$17,842,746	\$1,958,088	74.4%	89.0%	Actuals less than planned, and expected shifts
CalWIN M&O	\$83,662,494	\$20,283,240	\$103,945,734	\$106,109,803	\$2,164,069	78.8%	98.0%	
CalWIN M&O	\$75,087,381	\$19,028,454	\$94,115,835	\$94,578,843	\$463,008	79.4%	99.5%	
CalHEERS Interface	\$7,304,369	\$1,139,422	\$8,443,791	\$9,924,409	\$1,480,618	73.6%	85.1%	App Maintenance Services less than planned
CalHEERS CSCN	\$1,270,744	\$115,364	\$1,386,108	\$1,606,551	\$220,443	79.1%	86.3%	
C-IV M&O	\$25,522,754	\$0	\$25,522,754	\$28,094,581	\$2,571,827	90.8%	90.8%	
C-IV M&O	\$22,829,602	\$0	\$22,829,602	\$23,578,244	\$748,642	96.8%	96.8%	Final reconciliation complete
CalHEERS Interface	\$1,724,220	\$0	\$1,724,220	\$3,478,921	\$1,754,701	49.6%	49.6%	
Covered CA CSC	\$968,932	\$0	\$968,932	\$1,037,416	\$68,484	93.4%	93.4%	
LRS M&O	\$17,545,982	\$0	\$17,545,982	\$17,703,729	\$157,747	99.1%	99.1%	
LRS M&O	\$16,221,012	\$0	\$16,221,012	\$16,378,759	\$157,747	99.0%	99.0%	Final reconciliation complete
CalHEERS Interface	\$1,324,970	\$0	\$1,324,970	\$1,324,970	\$0	100.0%	100.0%	
JPA Admin. Budget	\$328,484	\$141,132	\$469,616	\$721,260	\$251,644	45.5%	65.1%	
CalSAWS 58 Counties	\$328,484	\$141,132	\$469,616	\$721,260	\$251,644	45.5%	65.1%	
Total	\$326,233,987	\$100,256,882	\$426,490,869	\$437,062,423	\$10,571,554	74.6%	97.6%	

¹: June Payment Month (partial actuals per advance), Pending County Claims April through June

CalSAWS | SFY 2021/22 CONSORTIUM PERSONNEL BUDGET & FTEs

CATEGORY	Actuals to Date	Projections (ETC)	EAC	Total Allocation (Budget)	BALANCE +Under / (-Over)	% Expended to Date	% EAC to Budget	Notes
CalSAWS	\$22,608,771	\$4,781,950	\$27,390,721	\$29,203,032	\$1,812,311	77.4%	93.8%	
Consortium Personnel - County ¹	\$8,790,511	\$3,187,623	\$11,978,134	\$12,655,538	\$677,404	69.5%	94.6%	
Consortium Personnel - Contractor ^{2,3}	\$13,818,260	\$1,594,327	\$15,412,587	\$16,547,494	\$1,134,907	83.5%	93.1%	Actual Spend less than Projected
CalWIN M&O	\$2,871,951	\$314,716	\$3,186,667	\$3,375,753	\$189,086	85.1%	94.4%	
Consortium Personnel - County ¹	\$86,488	\$30,000	\$116,488	\$166,068	\$49,580	52.1%	70.1%	
Consortium Personnel - Contractor ^{2,3}	\$2,785,463	\$284,716	\$3,070,179	\$3,209,685	\$139,506	86.8%	95.7%	Actual Spend less than Projected
Premise	\$208,770	\$95,031	\$303,801	\$354,926	\$51,125	58.8%	85.6%	
Consortium Personnel - County	\$84,613	\$87,255	\$171,868	\$171,868	\$0	49.2%	100.0%	
Consortium Personnel - Contractor ²	\$124,157	\$7,776	\$131,933	\$183,058	\$51,125	67.8%	72.1%	Actual Spend less than Projected
Total	\$25,689,492	\$5,191,697	\$30,881,189	\$32,933,711	\$2,052,522	78.0%	93.8%	

SFY 2021/22 - Consortium Personnel FTE Counts	Current/Planned FTEs (As of 10/2021)
CalSAWS DD&I and M&O	192
Consortium Personnel - County ¹	85
Consortium Personnel - Contractor ²	78
Consortium Personnel - Contractor Limited Term ³	19
TBD ⁴	10
CalWIN M&O	21
Consortium Personnel - County ¹	1
Consortium Personnel - Contractor ²	12
Consortium Personnel - Contractor Limited Term ³	7
TBD ⁴	1
Premise	2
Consortium Personnel - County ¹	1
Consortium Personnel - Contractor ²	1
Total	215

¹Includes only Consortium Staff, does not include County Support Staff

²Includes RGS and CSAC employees

³Includes RGS, CSAC, and First Data Staff (Non-Employees)

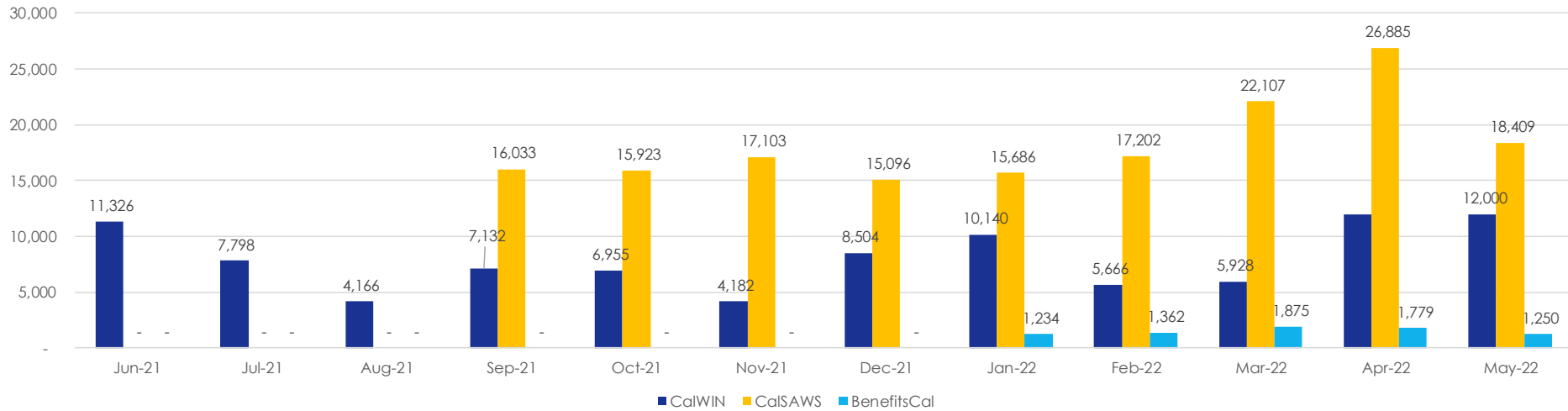
⁴Does not account for backfill considerations

CalSAWS | SFY 2021/22 CHANGE BUDGET (APPLICATION MAINTENANCE / M&E HOURS)

Change Budget Category	Actuals to Date	Projections (ETC)	EAC	Total Allocation (Budget)	BALANCE +Under / (-Over)	% Expended to Date	% EAC to Budget
CalWIN M&O	\$16,107,938	\$4,303,604	\$20,411,542	\$22,266,095	\$1,854,553	72.3%	91.7%
CalWIN M&O	\$10,403,576	\$3,254,990	\$13,658,566	\$13,676,427	\$17,861	76.1%	99.9%
CalHEERS Interface Change Budget	\$2,921,880	\$753,815	\$3,675,695	\$4,881,964	\$1,206,269	59.9%	75.3%
CalHEERS CSCN Change Budget	\$0	\$0	\$0	\$0	\$0	0.0%	0.0%
CalWIN Premise	\$2,782,482	\$294,799	\$3,077,281	\$3,707,704	\$630,423	75.0%	83.0%
CalSAWS M&O	\$20,345,924	\$5,517,589	\$25,863,513	\$27,912,575	\$2,049,062	72.9%	92.7%
CalSAWS M&E	\$16,367,470	\$4,068,662	\$20,436,132	\$20,668,704	\$232,572	79.2%	98.9%
CalHEERS Interface Change Budget	\$2,155,125	\$615,737	\$2,770,862	\$4,255,568	\$1,484,706	50.6%	65.1%
BenefitsCal	\$527,762	\$440,646	\$968,408	\$968,408	\$0	54.5%	100.0%
CalSAWS Premise	\$1,295,567	\$392,544	\$1,688,111	\$2,019,895	\$331,784	64.1%	83.6%
TOTAL	\$36,453,862	\$9,821,193	\$46,275,055	\$50,178,670	\$3,903,615	72.6%	92.2%

Note: Includes 8,000 hours/month for LRS, C-IV and CalWIN M&O per system, 15,075 hours/month for CalSAWS, plus premise hours. Reduced CalWIN CalHEERS and CSCN as part of June 2022 OAPDU as not needed. CalHEERS M&E continues to be less than budget. LRS and C-IV Budgets have been retired with no further updates.

Application Maintenance Hours by Service Month



Change Budget Category	Jun-21	Jul-21	Aug-21	Sep-21	Oct-21	Nov-21	Dec-21	Jan-22	Feb-22	Mar-22	Apr-22	May-22	Total
CalWIN M&O	11,326	7,798	4,166	7,132	6,955	4,182	8,504	10,140	5,666	5,928	12,000	12,000	95,797
Design & Build	4,933	2,875	2,419	1,640	1,313	2,322	2,560	3,301	1,763	2,432	-	-	25,558
Test	5,112	3,048	204	2,629	3,104	920	2,532	3,279	2,554	2,270	-	-	25,652
Management & Other Support	1,281	1,875	1,543	2,863	2,538	940	3,412	3,560	1,349	1,226	-	-	20,587
Projection	-	-	-	-	-	-	-	-	-	-	12,000	12,000	24,000
CalSAWS M&O	-	-	-	16,033	15,923	17,103	15,096	15,686	17,202	22,107	26,885	18,409	164,444
Design & Build	-	-	-	7,921	4,820	4,929	4,750	4,632	4,915	4,034	-	-	36,001
Test	-	-	-	4,612	3,101	2,683	2,009	2,338	2,163	3,028	-	-	19,934
Management & Other Support	-	-	-	3,500	8,002	9,491	8,337	8,716	7,295	6,088	-	-	51,429
Client Correspondence	-	-	-	-	-	-	-	-	2,829	8,957	12,000	10,849	34,635
Projection	-	-	-	-	-	-	-	-	-	-	14,885	7,560	22,445
BenefitsCal	-	-	-	-	-	-	-	1,234	1,362	1,875	1,779	1,250	7,500
Design & Build	-	-	-	-	-	-	-	679	749	1,019	-	-	2,447
Test	-	-	-	-	-	-	-	309	341	476	-	-	1,126
Management & Other Support	-	-	-	-	-	-	-	246	272	380	-	-	898
Projection	-	-	-	-	-	-	-	-	-	-	1,779	1,250	3,029
COMBINED TOTAL	11,326	33,344	27,575	41,904	30,186	21,285	23,600	27,060	24,230	29,910	40,664	31,659	342,743

NOTES:
 LRS and C-IV categories have been retired, with no further updates and therefore removed.
 Updated report to align to Service Month.
 Additional hours added to CalSAWS for client correspondence and post go-live gaps.

Warranty & Liquidated Damages Detail - SFY 2021/22

Category	Contract	Service Month	Amount	Invoice Month	Invoice #
System Availability/Performance/Disaster Rec.	CalWIN	June-Dec	\$157,013	July-Apr	Various
Blank Forms - Postage	CalWIN	November-21	\$3,869	County Reimbursement	
LRS Daily Prime	LRS/CalSAWS	July-Sept	\$18,000	July-Dec	Various
Imaging LDs - Hyland Software	CalSAWS	September-21	\$25,000	February	1100811556
LRS Daily Prime Business Hours Availability	LRS/CalSAWS	Sep 21 - Oct 21	\$6,000	March-22	1100820812
Daily Batch Production Jobs Completion	LRS/CalSAWS	Sep 21 - Oct 21	\$35,000	March-22	1100820812
Postage Credit	LRS/CalSAWS	November-21	\$12,801	February	1100811556
Daily Batch Production Jobs Completion	LRS/CalSAWS	November-21	\$25,000	March-22	1100820812
LRS Daily Prime Business Hours Availability	LRS/CalSAWS	December-21	\$2,000	March-22	1100820812
Daily Batch Production Jobs Completion	LRS/CalSAWS	December-21	\$15,000	March-22	1100820812
CalSAWS System Availability	LRS/CalSAWS	December-21	\$5,000	April-22	1100828852
Daily Batch Production Jobs Completion	LRS/CalSAWS	January-22	\$10,000	April-22	1100828852
Response Time on Eligibility Determination	LRS/CalSAWS	January-22	\$2,000	April-22	1100828852
Daily Batch Production Jobs Completion	LRS/CalSAWS	February-22	\$10,000	April-22	1100828852
Imaging LDs - Hyland Software	CalSAWS	Oct 21 - Jan 21	\$86,639	May-22	TBD
Total			\$413,322		

Hours & Credits

Category	Actuals	Projections (ETC)	EAC	Allowance	BALANCE +Under / (-Over)
CalWIN Modernization ("Modification") Hours	\$5,633,122	\$288,138	\$5,921,260	\$9,428,370	\$3,507,110
CalWIN Business Intelligence (BI)	\$3,971,215	\$0	\$3,971,215	\$3,971,215	\$0
CalWIN IDMS	\$1,500,000	\$0	\$1,500,000	\$1,500,000	\$0
CalWIN Business Rules Engine (BRE)	\$416,460	\$3,083,540	\$3,500,000	\$3,500,000	\$0
Total	\$11,520,796	\$3,371,678	\$14,892,474	\$18,399,585	\$3,507,110

Notes:

Modernization Hours are updated each August with 8,500 hours; includes hours for Contract Years 1-7.
 IDMS \$1.5M applied to CalSAWS GA/GR.
 BRE \$3.5M to be applied to CalSAWS GA/GR.
 Retired C-IV Contract, removed LDs and Credits as no further updates.

CalSAWS | SFY 2021/22 CHANGE NOTICE TRACKING

CalSAWS Contract (Premise/App Maintenance Services)	Total Amount	Change Notice Ref.
Total Baseline Allocation (Amendment 23)	\$50,000,000	
Previously Approved through June 2021	\$21,229,544	ONE - NINE
Previously Approved June 2021 through October 2021	\$9,182,789	TEN - ELEVEN
CalHEERS Maintenance	\$448,009	TWELVE
Extended C-IV Post-Deployment Support	\$300,000	TWELVE
CDSS Reports Support	\$299,976	THIRTEEN
CalSAWS Correspondence	\$4,329,375	THIRTEEN
Additional CalSAWS M&E Services for SFY 2021/22	\$670,590	THIRTEEN
CalSAWS Accessibility Testing	\$143,320	FOURTEEN
Addl M&E and Functional Support; Various Premise	\$2,049,409	FIFTEEN
American Recovery Plan Act (ARPA)	\$272,658	SIXTEEN
American Recovery Plan Act (ARPA) - ROI*	\$279,270	SEVENTEEN
Total Allocated Amounts	\$39,204,940	
Total Remaining Allocation	\$10,795,060	

CalSAWS Contract (County Purchases)	Total Amount	Change Notice Ref.
Total Baseline Allocation (Amendment 23)	\$20,000,000	
Approved County Purchases	\$1,702,883	FIFTEEN
Total Allocated Amounts	\$1,702,883	
Total Remaining Allocation	\$18,297,117	

Deloitte Portal/Mobile	Total Amount	Work Order Ref.
Total Baseline Allocation (Change Order 3)	\$5,000,000	
Customer Compensation Payments	\$7,728	ONE
Pre-populated Medi-Cal Redetermination Forms	\$682,583	TWO
Get CalFresh (Code for America)	\$422,067	THREE
American Recovery Plan Act (ARPA)	\$1,705,148	FOUR
American Recovery Plan Act (ARPA) - ROI	\$428,379	FIVE
Get CalFresh (Code for America) - Security Monitoring*	\$50,001	SIX
Total Allocated Amounts	\$3,295,905	
Total Remaining Allocation	\$1,704,095	

Deloitte CalWIN ISS (County Purchases)	Total Amount	Work Order Ref.
Total Baseline Allocation (Amendment 2)	\$8,000,000	
Total Allocated Amounts	\$0	
Total Remaining Allocation	\$8,000,000	

Note: Removed First Data C-IV Premise as N/A as of 9/30/2021. Removed Accenture C-IV Premise and County Purchase as N/A of 12/3/21.

* Pending Approval

CalWIN Contract (Premise/App Maintenance Services)	Total Amount	Change Order Ref.
Total Baseline Allocation	\$54,516,908	
Previously Approved Projects	\$18,419,400	N/A
Previously Approved Projects	\$2,422,849	TWO - THREE
Elderly Simplified Application Project	\$156,500	FOUR
Cal-OAR Modifications and Cal-OAR Client Satisfaction Survey	\$99,182	FOUR
Total Allocated Amounts	\$21,097,931	
Total Remaining Allocation	\$33,418,977	

CalWIN Contract (County Purchases)	Total Amount	Change Order Ref.
Total Baseline Allocation	\$6,968,662	
Previously Approved	\$2,021,592	N/A
Projects 60548 and 60549	\$177,419	FOUR
Projects 60858, 60859, 61078 and 61377	\$262,105	FIVE
Total Allocated Amounts	\$2,461,116	
Total Remaining Allocation	\$4,507,546	

First Data LRS Contract (Staff Augmentation Services)	Total Amount	Change Notice Ref.
Total Baseline Allocation (Amendment 7)	\$1,000,000	
Previously Approved through June 2021	\$337,792	ONE - TWO
Testing Staff Augmentation	\$40,832	THREE
Testing Staff Augmentation	\$116,928	FOUR
Total Allocated Amounts	\$495,552	
Total Remaining Allocation	\$504,448	

Infosys Contract (App Maintenance Services)	Total Amount	Change Notice Ref.
Total Baseline Allocation	\$10,000,000	
Previously Approved	\$7,002,152	
Total Allocated Amounts	\$7,002,152	
Total Remaining Allocation	\$2,997,848	

ClearBest	Total Amount	Work Order Ref.
Total Baseline Allocation (Change Order 6)	\$4,000,000	
Previously Approved	\$775,418	ONE - SEVEN
CalFresh Public Assistance Definition Alignment	\$86,184	EIGHT
QA Project Management Services	\$737,968	NINE
Add M&E Testing and County Data Validation Support	\$732,108	TEN
American Recovery Plan Act (ARPA)	\$270,307	ELEVEN
American Recovery Plan Act (ARPA) - ROI*	\$116,691	TWELVE
Total Allocated Amounts	\$2,718,676	
Total Remaining Allocation	\$1,281,324	

County Support Staff Funding

Overview

The CalSAWS IAPDU includes funding for county staff at the local level for the following activities during DD&I:

- Preparation and Planning (CalWIN)
- Manual Conversion (CalWIN & C-IV)
- Ancillary Systems (CalWIN & C-IV)

Los Angeles County was allocated funds prior to September 2021 via the CalACES IAPDU, and an additional allocation via the CalSAWS IAPDU as of October 2021.

Funding does not cover staff salary/benefits to participate in UAT or training, although travel costs for these activities is claimable to the travel allocation.

County Support Staff Funding

Planning & Preparation

Timing

SFY 2019/20 and extended through June 2022 with the nine-month schedule adjustment to address the gap between the start of manual conversion and ancillary funding for CalWIN counties

Cost Drivers

Funding by fiscal year was originally allocated based on small, medium, large county size designations

Scope

Preparation for CalWIN OCM, Training and Implementation Support activities including gathering information on existing business processes, assessing training needs & impacts on organizational structure and business processes; analyzing the impacts of new ancillary systems related to current contracts

Scope did not include full completion of change management, training or implementation activities, but to *plan* for these activities during the initial gap period; State approval of funding was conditional on additional reporting and tracking requirements

County Support Staff Funding

Manual Conversion

Timing

Funding by fiscal year was originally allocated for manual conversion funding 8 months prior to go-live month with additional four months after go-live

Cost Drivers

Based on approx. one hour per active case for 10% of cases; or 10 minutes per case for 100% of cases; or 25 minutes per case for 25% of cases

Scope

Resolve duplicate persons (CINs) and other case clean-up during both pre-go-live and post-go live phases; also, may be used for converting documents ("Document Migration")

County Support Staff Funding

Ancillaries

Timing

Funding by fiscal year was originally allocated for manual conversion funding 12 months prior to go-live month

Cost Drivers

Based on assumed number of reports for small, medium, and large counties, and estimated level of effort for County Data Extract/Enhanced Data Reporting

Scope

Modify business intelligence reports maintained in county systems; integrate county data extracts (including audit logs); retrofit county systems for county data extracts; system test; production readiness support

County Support Staff Funding

County Allocation Updates

County Allocations have been updated from original estimates based on responses to CRFIs. The CRFIs have provided opportunities for counties to request additional funding, return funding, or shift funding

- CRFI 20-026 for C-IV September 2020 - updates to current year and shifts across SFY
- CRFI 20-030 for CalWIN October 2020 - updates to current year and shifts across SFY
- CRFI 21-022 April 2021 - updates to current year
- CRFI 21-062 November 2021 - updates to current year and shifts across SFY
- CRFI 22-020 April 2022 - updates to current year
- The next CRFI is planned for October 2022 and will be the next opportunity for shifts across fiscal years

County Support Staff Funding

County Allocation Updates

All CRFI responses have been accommodated with two exceptions

- One request identified during the October 2021 CRFI was partially deferred to April and is now accounted for
- Requests to shift Planning and Preparation funding to SFY 2022/2023 were not accounted for due to the conclusion of this category in June 2022

Counties may email PMO.Fiscal@calsaws.org at any time to request shifts between line items or ask questions

- Every effort will be made to accommodate line-item shift requests for current year(s) as quickly as possible
- Shifts across SFYs must be made through the CRFI process in order to align to the annual budget cycle for the IAPDU

County Support Staff Funding

Reserved Funding

The CRFI responses to-date have resulted in savings which have been preserved to the extent possible to accommodate future adjustments that may be needed

- Savings is based on counties' responses to the CRFIs where funds returned have exceeded requests for additional funding
- Current approved reserve includes \$846K for SFY 2022/23 and \$471K for 2023/24 based on previous CRFI responses
- Potential reserve of \$998K for future year based on most recent CRFI 22-020 responses but is subject to other potential shifts to offset trade-offs across SFYs

As of CRFI 22-020		Planning & Prep		Manual Conversion				Ancillary				Combined Total County Support Staff Allocations			
County	Group	21/22	Total	21/22	22/23	23/24	Total	21/22	22/23	23/24	Total	21/22	22/23	23/24	Total
Alameda	CalWIN	\$623,988	\$623,988	\$0	\$1,196,090	\$854,350	\$2,050,440	\$4,600	\$695,117	\$63,611	\$763,328	\$628,588	\$1,891,207	\$917,961	\$3,437,756
Alpine	CalACES	\$0	\$0	\$594	\$0	\$0	\$594	\$15,000	\$0	\$0	\$15,000	\$15,594	\$0	\$0	\$15,594
Amador	CalACES	\$0	\$0	\$12,906	\$0	\$0	\$12,906	\$8,601	\$0	\$0	\$8,601	\$21,507	\$0	\$0	\$21,507
Butte	CalACES	\$0	\$0	\$70,558	\$0	\$0	\$70,558	\$7,000	\$0	\$0	\$7,000	\$77,558	\$0	\$0	\$77,558
Calaveras	CalACES	\$0	\$0	\$0	\$0	\$0	\$0	\$0	\$0	\$0	\$0	\$0	\$0	\$0	\$0
Colusa	CalACES	\$0	\$0	\$14,652	\$0	\$0	\$14,652	\$8,631	\$0	\$0	\$8,631	\$23,283	\$0	\$0	\$23,283
Contra Costa	CalWIN	\$623,988	\$623,988	\$503,230	\$704,522	\$0	\$1,207,752	\$357,941	\$119,313	\$0	\$477,254	\$1,485,159	\$823,835	\$0	\$2,308,994
Del Norte	CalACES	\$0	\$0	\$16,998	\$0	\$0	\$16,998	\$8,682	\$0	\$0	\$8,682	\$25,680	\$0	\$0	\$25,680
El Dorado	CalACES	\$0	\$0	\$3,346	\$0	\$0	\$3,346	\$0	\$0	\$0	\$0	\$3,346	\$0	\$0	\$3,346
Fresno	CalWIN	\$623,988	\$623,988	\$0	\$1,324,463	\$946,045	\$2,270,508	\$0	\$719,147	\$65,377	\$784,524	\$623,988	\$2,043,610	\$1,011,422	\$3,679,020
Glenn	CalACES	\$0	\$0	\$18,780	\$0	\$0	\$18,780	\$8,718	\$0	\$0	\$8,718	\$27,498	\$0	\$0	\$27,498
Humboldt	CalACES	\$0	\$0	\$143,071	\$0	\$0	\$143,071	\$3,855	\$0	\$0	\$3,855	\$146,926	\$0	\$0	\$146,926
Imperial	CalACES	\$0	\$0	\$141,966	\$0	\$0	\$141,966	\$45,171	\$0	\$0	\$45,171	\$187,137	\$0	\$0	\$187,137
Inyo	CalACES	\$0	\$0	\$8,814	\$0	\$0	\$8,814	\$34,021	\$0	\$0	\$34,021	\$42,835	\$0	\$0	\$42,835
Kern	CalACES	\$0	\$0	\$613,044	\$0	\$0	\$613,044	\$192,783	\$0	\$0	\$192,783	\$805,827	\$0	\$0	\$805,827
Kings	CalACES	\$0	\$0	\$62,684	\$0	\$0	\$62,684	\$11,830	\$0	\$0	\$11,830	\$74,514	\$0	\$0	\$74,514
Lake	CalACES	\$0	\$0	\$48,885	\$0	\$0	\$48,885	\$9,750	\$0	\$0	\$9,750	\$58,635	\$0	\$0	\$58,635
Lassen	CalACES	\$0	\$0	\$23,000	\$0	\$0	\$23,000	\$22,990	\$0	\$0	\$22,990	\$45,990	\$0	\$0	\$45,990
Los Angeles	CalACES	\$0	\$0	\$300,000	\$0	\$0	\$300,000	\$0	\$0	\$0	\$0	\$0	\$0	\$0	\$0
Madera	CalACES	\$0	\$0	\$252,060	\$0	\$0	\$252,060	\$0	\$0	\$0	\$0	\$252,060	\$0	\$0	\$252,060
Marin	CalACES	\$0	\$0	\$141,996	\$0	\$0	\$141,996	\$34,834	\$0	\$0	\$34,834	\$176,830	\$0	\$0	\$176,830
Mariposa	CalACES	\$0	\$0	\$3,464	\$0	\$0	\$3,464	\$16,296	\$0	\$0	\$16,296	\$19,760	\$0	\$0	\$19,760
Mendocino	CalACES	\$0	\$0	\$62,778	\$0	\$0	\$62,778	\$9,630	\$0	\$0	\$9,630	\$72,408	\$0	\$0	\$72,408
Merced	CalACES	\$0	\$0	\$3,251	\$0	\$0	\$3,251	\$0	\$0	\$0	\$0	\$3,251	\$0	\$0	\$3,251
Modoc	CalACES	\$0	\$0	\$0	\$0	\$0	\$0	\$0	\$0	\$0	\$0	\$0	\$0	\$0	\$0
Mono	CalACES	\$0	\$0	\$16,211	\$0	\$0	\$16,211	\$35,502	\$0	\$0	\$35,502	\$51,713	\$0	\$0	\$51,713
Monterey	CalACES	\$0	\$0	\$218,034	\$0	\$0	\$218,034	\$76,530	\$0	\$0	\$76,530	\$294,564	\$0	\$0	\$294,564
Napa	CalACES	\$0	\$0	\$64,134	\$0	\$0	\$64,134	\$21,279	\$0	\$0	\$21,279	\$85,413	\$0	\$0	\$85,413
Nevada	CalACES	\$0	\$0	\$37,566	\$0	\$0	\$37,566	\$9,105	\$0	\$0	\$9,105	\$46,671	\$0	\$0	\$46,671
Orange	CalWIN	\$623,988	\$623,988	\$1,622,650	\$2,791,117	\$393,487	\$4,807,254	\$235,008	\$705,024	\$0	\$940,032	\$2,481,646	\$3,496,141	\$393,487	\$6,371,274
Placer	CalWIN	\$538,257	\$538,257	\$64,087	\$165,754	\$0	\$229,841	\$95,162	\$8,651	\$0	\$103,813	\$697,506	\$174,405	\$0	\$871,911
Plumas	CalACES	\$0	\$0	\$9,372	\$0	\$0	\$9,372	\$34,071	\$0	\$0	\$34,071	\$43,443	\$0	\$0	\$43,443
Riverside	CalACES	\$0	\$0	\$1,184,606	\$1,000,000	\$0	\$2,184,606	\$691,413	\$0	\$0	\$691,413	\$1,876,019	\$1,000,000	\$0	\$2,876,019
Sacramento	CalWIN	\$623,988	\$623,988	\$0	\$1,100,255	\$1,540,357	\$2,640,612	\$0	\$615,096	\$205,032	\$820,128	\$623,988	\$1,715,351	\$1,745,389	\$4,084,728
San Benito	CalACES	\$0	\$0	\$29,346	\$0	\$0	\$29,346	\$8,937	\$0	\$0	\$8,937	\$38,283	\$0	\$0	\$38,283
San Bernardino	CalACES	\$0	\$0	\$1,351,644	\$0	\$0	\$1,351,644	\$254,484	\$0	\$0	\$254,484	\$1,606,128	\$0	\$0	\$1,606,128
San Diego	CalWIN	\$618,665	\$618,665	\$0	\$3,006,315	\$1,002,105	\$4,008,420	\$84,617	\$872,234	\$0	\$956,851	\$703,282	\$3,878,549	\$1,002,105	\$5,583,936
San Francisco	CalWIN	\$623,988	\$623,988	\$298,964	\$225,892	\$125,000	\$649,856	\$253,616	\$780,436	\$154,200	\$1,188,252	\$1,176,568	\$1,006,328	\$279,200	\$2,462,096
San Joaquin	CalACES	\$0	\$0	\$437,046	\$0	\$0	\$437,046	\$31,698	\$0	\$0	\$31,698	\$468,744	\$0	\$0	\$468,744
San Luis Obispo	CalWIN	\$232,996	\$232,996	\$15,116	\$106,116	\$44,401	\$165,633	\$27,198	\$121,716	\$40,572	\$189,486	\$275,310	\$227,832	\$84,973	\$588,115
San Mateo	CalWIN	\$474,436	\$474,436	\$0	\$470,745	\$156,915	\$627,660	\$35,129	\$386,331	\$0	\$421,460	\$509,565	\$857,076	\$156,915	\$1,523,556
Santa Barbara	CalWIN	\$419,531	\$419,531	\$105,165	\$584,529	\$53,139	\$742,833	\$110,726	\$216,845	\$0	\$327,571	\$635,422	\$801,374	\$53,139	\$1,489,935
Santa Clara	CalWIN	\$975,068	\$975,068	\$0	\$1,703,108	\$0	\$1,703,108	\$114,133	\$434,539	\$0	\$548,672	\$1,089,201	\$2,137,647	\$0	\$3,226,848
Santa Cruz	CalWIN	\$207,996	\$207,996	\$0	\$296,307	\$98,769	\$395,076	\$14,257	\$156,827	\$0	\$171,084	\$222,253	\$453,134	\$98,769	\$774,156
Shasta	CalACES	\$0	\$0	\$29,313	\$0	\$0	\$29,313	\$132,876	\$0	\$0	\$132,876	\$162,189	\$0	\$0	\$162,189
Sierra	CalACES	\$0	\$0	\$1,188	\$0	\$0	\$1,188	\$33,396	\$0	\$0	\$33,396	\$34,584	\$0	\$0	\$34,584
Siskiyou	CalACES	\$0	\$0	\$2,700	\$0	\$0	\$2,700	\$0	\$0	\$0	\$0	\$2,700	\$0	\$0	\$2,700
Solano	CalWIN	\$437,709	\$437,709	\$66,109	\$432,120	\$74,078	\$572,307	\$14,436	\$174,240	\$0	\$188,676	\$518,254	\$606,360	\$74,078	\$1,198,692
Sonoma	CalWIN	\$355,992	\$355,992	\$238,320	\$310,512	\$93,780	\$642,612	\$0	\$173,327	\$15,757	\$189,084	\$594,312	\$483,839	\$109,537	\$1,187,688
Stanislaus	CalACES	\$0	\$0	\$374,304	\$0	\$0	\$374,304	\$121,566	\$0	\$0	\$121,566	\$495,870	\$0	\$0	\$495,870
Sutter	CalACES	\$0	\$0	\$63,372	\$0	\$0	\$63,372	\$9,651	\$0	\$0	\$9,651	\$73,023	\$0	\$0	\$73,023
Tehama	CalACES	\$0	\$0	\$41,059	\$0	\$0	\$41,059	\$9,186	\$0	\$0	\$9,186	\$50,245	\$0	\$0	\$50,245
Trinity	CalACES	\$0	\$0	\$6,468	\$0	\$0	\$6,468	\$8,457	\$0	\$0	\$8,457	\$14,925	\$0	\$0	\$14,925
Tulare	CalWIN	\$239,564	\$239,564	\$28,991	\$881,916	\$0	\$910,907	\$0	\$276,822	\$0	\$276,822	\$268,555	\$1,158,738	\$0	\$1,427,293
Tuolumne	CalACES	\$0	\$0	\$19,938	\$0	\$0	\$19,938	\$8,742	\$0	\$0	\$8,742	\$28,680	\$0	\$0	\$28,680
Ventura	CalWIN	\$415,992	\$415,992	\$40,000	\$899,883	\$80,353	\$1,020,236	\$115,764	\$347,292	\$0	\$463,056	\$571,756	\$1,247,175	\$80,353	\$1,899,284
Yolo	CalWIN	\$288,636	\$288,636	\$121,915	\$170,681	\$0	\$292,596	\$40,320	\$40,320	\$0	\$80,640	\$450,871	\$211,001	\$0	\$661,872
Yuba	CalACES	\$0	\$0	\$46,890	\$0	\$0	\$46,890	\$9,306	\$0	\$0	\$9,306	\$56,196	\$0	\$0	\$56,196
Total		\$8,948,770	\$8,948,770	\$8,980,585	\$17,370,325	\$5,462,779	\$31,813,689	\$3,436,898	\$6,843,277	\$544,549	\$10,824,724	\$21,066,253	\$24,213,602	\$6,007,328	\$51,287,183
TBD/Unallocated	\$0	\$0	\$0	\$755,785	\$846,687	\$471,480	\$2,073,952	\$242,454	\$0	\$0	\$242,454	\$998,239	\$846,687	\$471,480	\$2,316,406
Total	\$0	\$8,948,770	\$8,948,770	\$9,736,370	\$18,217,012	\$5,934,259	\$33,887,641	\$3,679,352	\$6,843,277	\$544,549	\$11,067,178	\$22,064,492	\$25,060,289	\$6,478,808	\$53,603,589



C-IV/CalACES Final Acceptance

CalACES Migration Final Acceptance Preview

Purpose

The purpose of the CalACES Migration Final Acceptance is to confirm that:

- 441 Requirements related to the C-IV Counties' migration to CalSAWS have been met
 - Approximately 500,000 hours worked
- The CalSAWS System is meeting performance requirements
- The CalSAWS Application contains **zero non-cosmetic** defects related to the C-IV Counties' migration

The Final Acceptance process is based on a two-step approach:

April 2022

- Discuss the process and scope for CalACES Migration Final Acceptance
- Review performance results of the CalSAWS System for March 2022, and
- Explain next steps

May 2022

- Review the final results and observations of the 30 consecutive day Final Acceptance period, and
- Evaluate whether CalACES Migration Final Acceptance has been met or Consortium Director's discretion toward acceptance on missed SLAs sought



Approval of the CalACES Migration Final Acceptance leads to the Consortium's payment of the first holdback release for the CalSAWS DD&I Project

CalSAWS Performance Results

Perf Req #	Performance Requirement Title	March 2022	April 2022	QA
1	Monthly Off Prime Business Hours Availability	✓	✓	🏆
2	Monthly Prime Business Hours Availability of CalSAWS Non-Production Environments	✓	✓	🏆
3	Monthly Deficiency Notification Response Time	✓	✓	🏆
4	Monthly Helpdesk Diagnosis Time	✗	✗	🏆
5	Daily Peak Usage Hours Availability	✓	✓	🏆
6	Daily Prime Business Hours Availability	✓	✓	🏆
7	Daily Peak Usage Hours ED/BC Response Time	✓	✓	🏆
8	Daily Prime Business Hours ED/BC Response Time	✓	✓	🏆
9	Daily Peak Usage Hours Screen to Screen Navigation Response Time	✓	✓	🏆
10	Daily Prime Business Hours Screen to Screen Navigation Response Time	✓	✓	🏆
11	Daily Batch Production Jobs Completion	✓	✓	🏆
12	Daily Off Prime Business Hours ED/BC Response Time	✓	✗	🏆
13	Daily Off Prime Business Hours Screen to Screen Navigation Response Time	✓	✓	🏆
14	Daily Unbounded Search Response Time	✓	✓	🏆
15	Daily Prime Business Hours Availability of CalSAWS Training Environments	✗	✗	🏆
16	Daily Peak Usage Hours Standard Report Response Time	✓	✓	🏆
17	Security Incident Notification	✓	✓	🏆
18	Security Incident Reporting	✓	✓	🏆
19	Security Incident Negligence	✓	✓	🏆
20	Disaster Recovery Response Time	✓	✓	🏆

Legend: ✓ SLA Met ✗ SLA Not Met

 Performance reports are emailed to RMs and posted to the CalSAWS Web Portal for County PPOCs and County Help Desk Staff.

CalSAWS Performance Results

Overview for April 2022

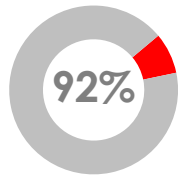


CalSAWS System has been stable, available for users, and has met all system performance requirements except for one missed SLA on off prime business hours ED/BC response time.

One system performance requirement was missed in April 2022:

#12

Daily Off Prime Business Hours ED/BC Response Time (Target 95% at ≤ 5 sec)

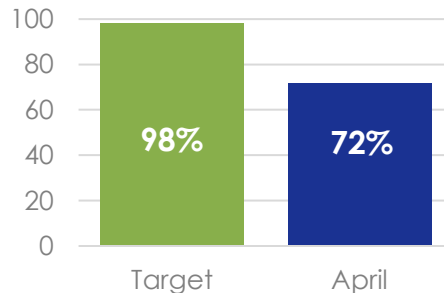


On April 29, ED/BC response time due to low volume (**4 out of 52 transactions** were >5 seconds. 3 ED/BCs ran between 5-6 seconds; 1 transaction ran for less than 14 seconds for a 3-month ED/BC run)

Two non-system performance requirements were missed in April 2022:

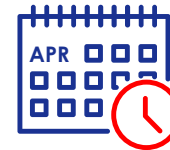
#4

Monthly Helpdesk Diagnosis Time



#15

Performance Daily Prime Business Hours Availability of CalSAWS Training Environments



3 Hours and 46 Minutes

On April 12, the Training environment was **unavailable 3 hrs and 46 mins** out of 30 days in the month of April

#4—Monthly Helpdesk Diagnosis Time

A Closer Look at **Total Tickets Closed**

As of April 30, there are **zero open critical or high Helpdesk incidents**. Below are tickets closed in March and April 2022.

In March:

Of the 3,288 tickets closed:

In April:

Of the 3,246 tickets closed:

Percentage of tickets pertained to:

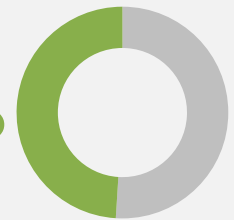
- How To / How the system works
- Not a System Error
- Requiring Explanation or Information

rather than system defects

50%

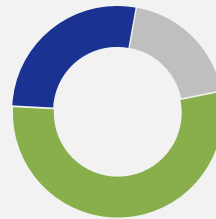


49%



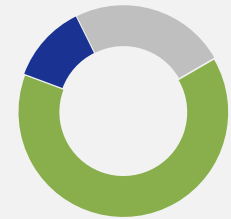
Percentage of tickets pertained to **Imaging** and the **CalSAWS application**

27%



54%

12%



64%

#4—Monthly Helpdesk Diagnosis Time

A Closer Look at Tickets that Missed the SLA

The project team has been focusing on reducing the aging of the ticket backlog. Below are tickets that missed the SLA targets for Helpdesk Diagnosis time.

In March:

Of the 613 tickets that missed the SLA:

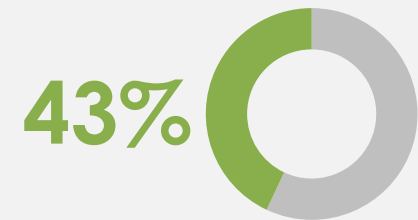
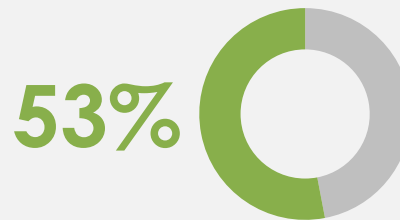
In April:

Of the 914 tickets that missed the SLA:

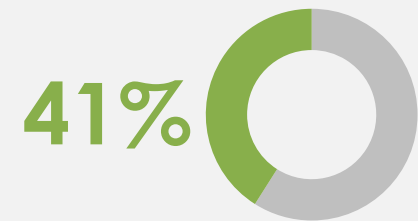
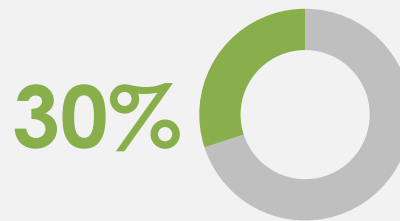
Percentage of tickets pertained to:

- How To / How the system works
- Not a System Error
- Requiring Explanation or Information

rather than system defects



Percentage of tickets that were EDBC calculation questions. **EDBC calculation tickets** require additional research due to the uniqueness of each case, resulting in elongated diagnosis times



Historical Trend since C-IV Migration

Trend of Open Tickets that Missed SLA Target

Open tickets that have missed the SLA targets for Helpdesk Diagnosis time. The project team has been focusing on reducing the aging of the ticket backlog.

Trend of Open Tickets that Missed SLA Target
(Since 9/27/2021)



#4—Monthly Helpdesk Diagnosis Time

How We Will Reduce Ticket Escalations to Level 3

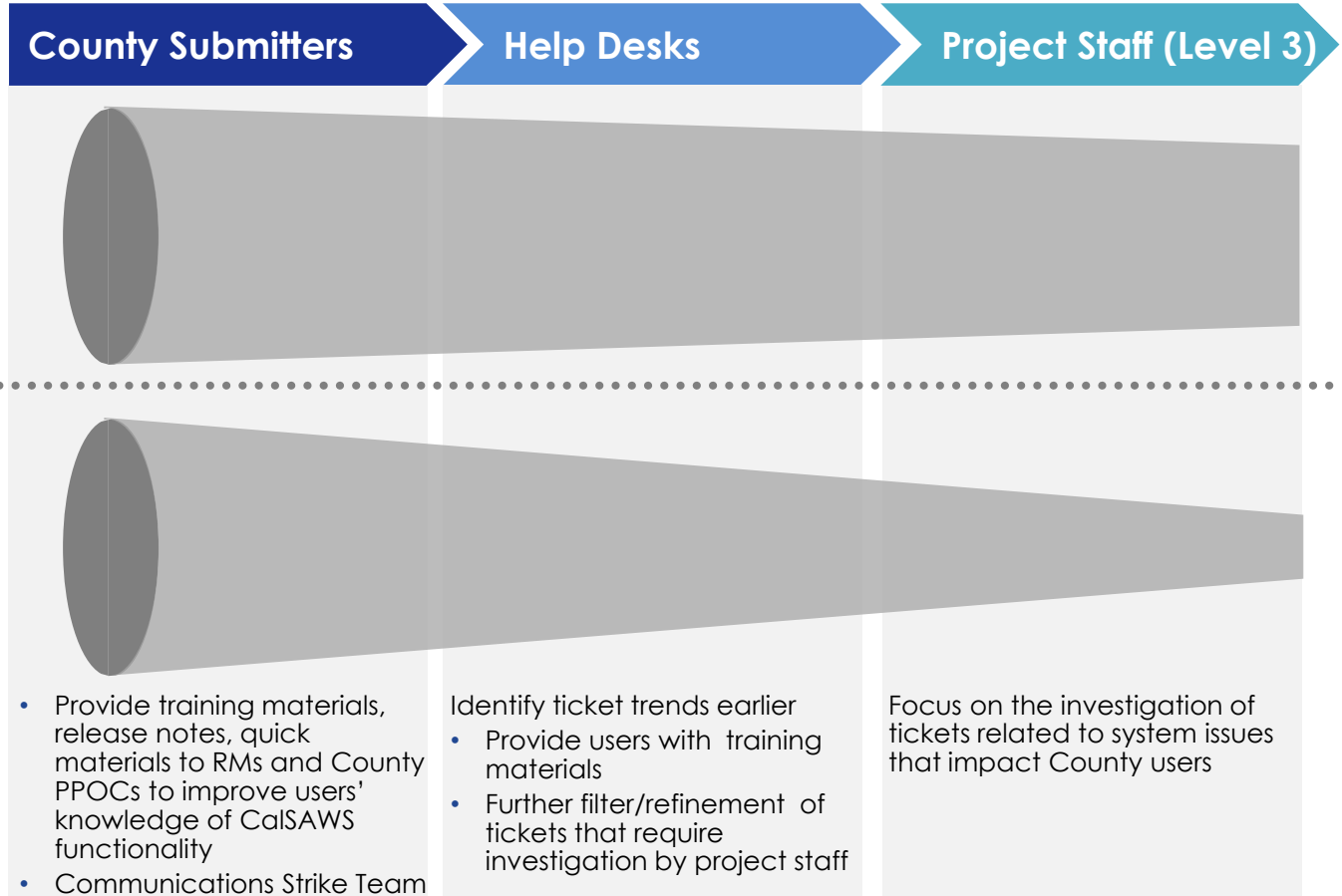
Tickets:

Current Trends

1. Large quantity of tickets submitted pertain to How To/Not a System Error/ Requiring Explanation or Information, rather than system defects
2. High volume of tickets passed through to Helpdesk Level 3 Project Staff

Goals

1. County users become more knowledgeable on how to use the System.
2. Reduction in tickets being created
3. Less touchpoints
4. Shifting Information to the Left







Automated alerts are sent via email to the submitter:

1. Ticket identified with Defect # or SCR #
2. Release Date for when the Defect or SCR will be implemented
3. Ticket close when Defect or SCR have been deployed to production
4. Ticket closure reason

#4—Monthly Helpdesk Diagnosis Time

How We Will Address Functional Trends

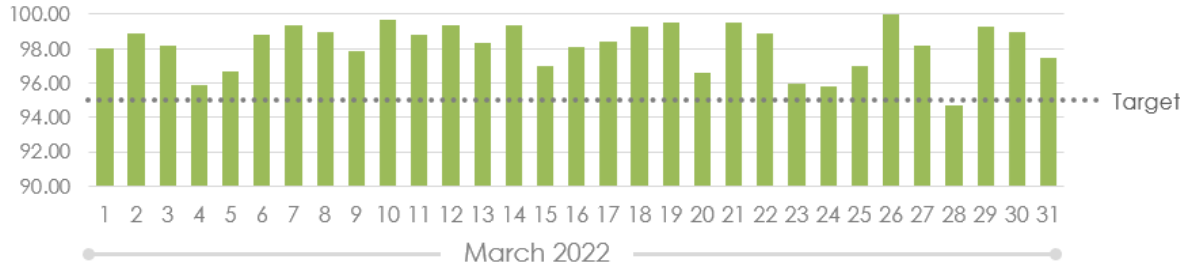
Focus on routing tickets to Level 3 support related to system issues vs. questions, clarifications

Item	Description	Next Steps
 External System Outages	Level 3 Application Support receives a large influx of tickets (e.g., CalHEERS outage on May 2, any EBT outages).	<ul style="list-style-type: none">• Broadcast other system outages as soon as notified to all help desks• Trap tickets at local and central help desks
 Ticket Routing	Reconfirm routing rules and hierarchy to confirm tickets are getting to the right team the first time. (e.g., Questions relating to the Customer Reporting Page in the Application. These should be routed to Eligibility vs the Reporting Level 3 queue)	<ul style="list-style-type: none">• Level 3 teams working with Help Desk to update routing rules in the ServiceNow Tool, as needed
 Change Reason Functionality	A number of the Eligibility tickets are seeking input on change reason functionality or result in an explanation of how change reason was applied to the determination	<ul style="list-style-type: none">• Resend Change Reason refresher material to local/central help desks and to counties (e.g., Quick Guide, JIT demo recording and FAQs)
 New Functionality	In a subset of instances, new functionality generated a number of tickets with questions on the functionality (e.g., HTML 5 changes, ESAP changes)	<ul style="list-style-type: none">• Confirm training materials, job aids, release notes are sent and available to impacted staff

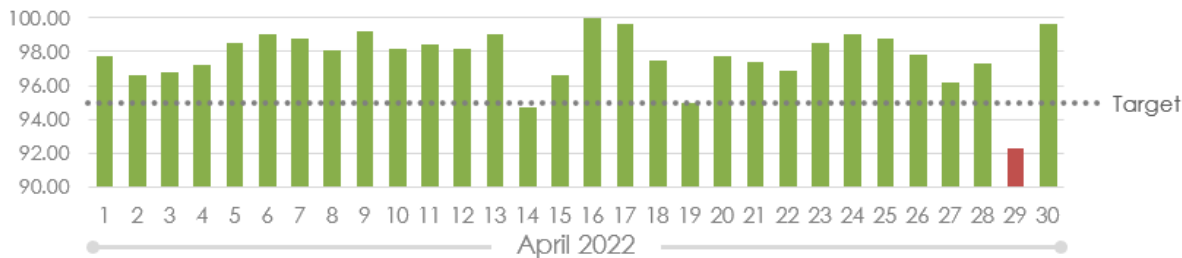
PR #12: Daily Off Prime EDBC

Target: 95% at ≤ 5 sec (9:01 pm-5:59 am, Monday-Sunday)

March 2022—Daily Off Prime EDBC



April 2022—Daily Off Prime EDBC

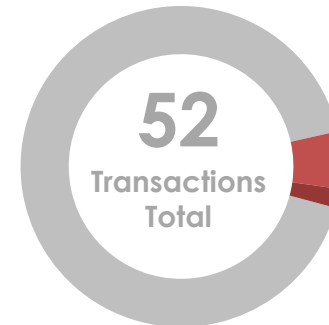


Legend: ■ Target Met ■ Target Not Met

In April

On 4/29 during off prime hours, it was a low transaction volume evening where 4 out of 52 EDBC transactions exceeded the 5 seconds response time.

- These transactions resulted in a contention with Batch



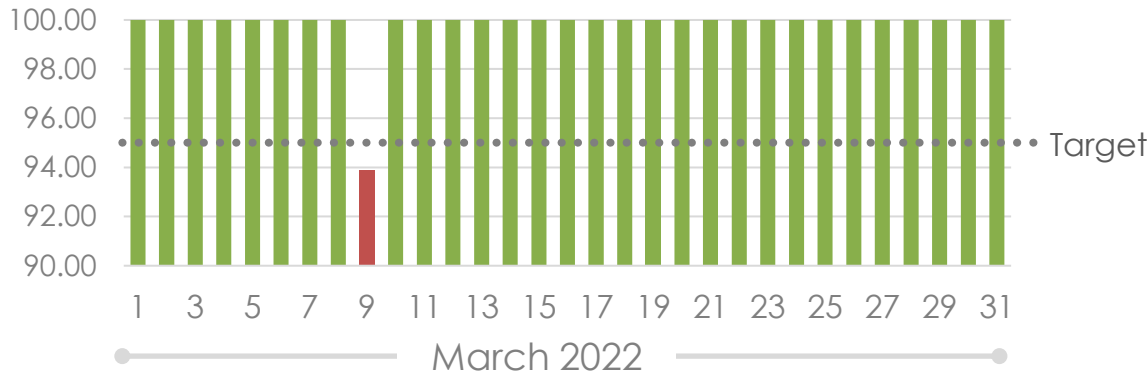
3
Response time of 5-6 seconds

1
Response time of <14 seconds due to 3 month EDBC run

PR #15: Prime Availability of Training Environments

Target: Available 95% of the time from 6am - 9pm, Monday – Sunday

March 2022—Training Env Availability During Prime



In March

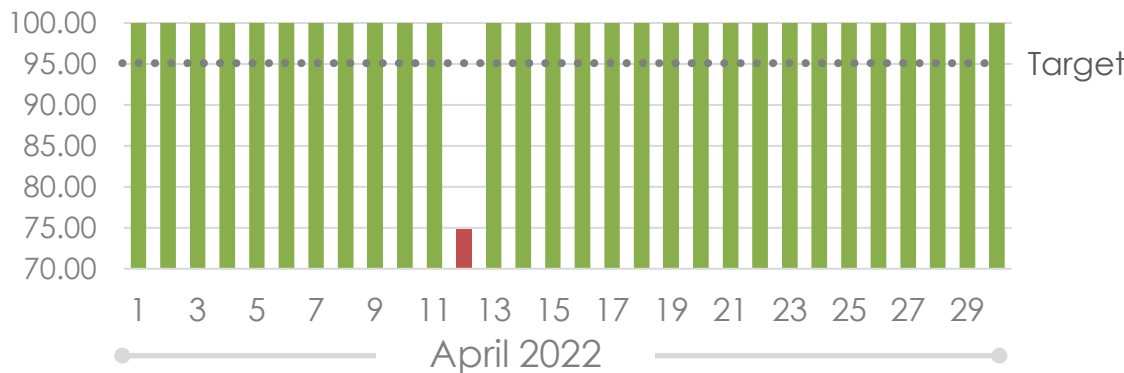
Training Production was unavailable for 55 minutes on 3/9/2022 from 10:25-11:20am due to space issue with Training database space.

Corrective Action Plan:

The database team increased the Training Production environment recovery space from 100GB to 400GB.

Also, older restore points were dropped to keep only two restore points for backup.

April 2022—Training Env Availability During Prime



In April

Starting at 6:00 AM on April 12, 2022, users were unable to login to the CalSAWS Training Production environment. As of 9:46 AM on April 12, 2022, the issue was resolved. The issue occurred due to multiple restore points being active, consuming large space.

Corrective Action Plan:

Create automated alerts to check on training environments availability

Legend: ■ Target Met ■ Target Not Met

Performance Results

Next Steps



Request Consortium Executive Director's discretion for approving the CalACES Migration Final Acceptance on the basis of:

- Completed deployment of the CalSAWS Software per the requirements defined in the CalSAWS DD&I Statement of Requirements
- Completed migration of the 39 C-IV Counties to the CalSAWS System
- The CalSAWS System has met/exceeded all system-related SLAs in March and April 2022, with exception of one in April (Off Prime Business Hours EDBC Response Time – 4 of 52 transactions missed the SLA target)
- All Defects related to C-IV Migration SCRs deployed via releases 19.11 through 21.07 have been resolved
- Zero open Critical/High Helpdesk incidents



The Project Team will continue with action plans and ongoing M&O improvements

- Continue implementing action plans to improve results for missed SLAs from April 2022 (Helpdesk diagnosis, Training environments)
- Provide training materials, job aids, release notes to shift information to the left towards county users
- Improve diagnosis time for Helpdesk tickets by reducing touchpoints
- Create automated alerts to check on training environments availability
- Provide updates on Helpdesk ticket metrics in preparation of upcoming CalWIN cutovers (a second Final Acceptance for the CalWIN Counties' Migration is planned for 2024)

CalACES Migration Final Acceptance

QA—Requirement Verification (DDID 1983)

- ☑ QA recommendation for final acceptance is on track pending
 - ☑ Summary of correction of each Deficiency identified during DD&I period
 - ☐ Summary of Lessons Learned
 - ☐ Recommendations for any Improvements to CalSAWS Software
 - ☑ Update to Requirements Traceability Matrix (RTM)
 - ☐ Verification the CalSAWS Software has performed for 30 consecutive days without any Deficiencies, other than inconsequential Deficiencies that do not affect any Performance Standard, requirement, or Specification
 - ☐ Receipt of Certification Letter from Accenture
 - ☐ Final Assessment of Del #71—CalACES Migration Final Acceptance Certification

- ☑ QA will continue to participate in continuous improvement activities in support of the CalSAWS application:
 - ☑ Release Management, Functional Enhancements
 - ☑ Technical Maintenance and Upgrade Planning
 - ☑ Applications SLA/Performance Reviews
 - ☑ Service Desk Reviews





C-IV/CalACES Final
Acceptance – Informational
Items



Informational Items

- Update on the CalSAWS Imaging Project was provided earlier in this meeting
- Update on reports will be provided as an upcoming agenda topic in this meeting

Accessibility Overview

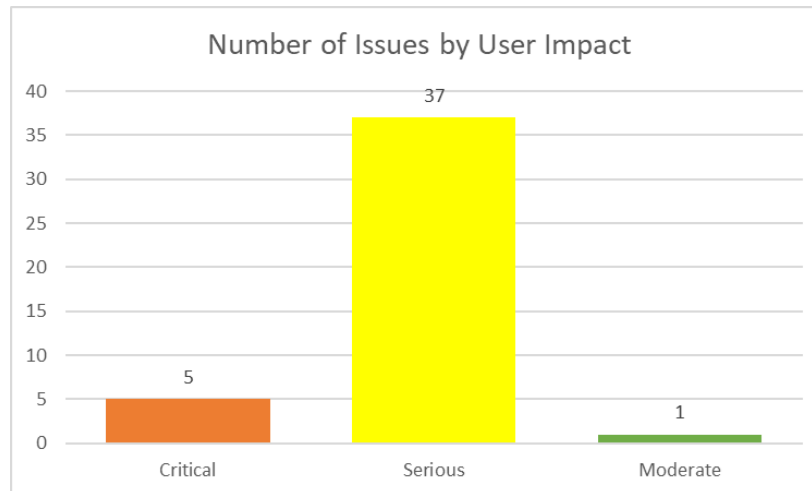
Scope

- As part of the CMS operational readiness review last year, CMS recommended an updated accessibility assessment for the core CalSAWS application
- An assessment is in progress with an external vendor in accordance with Web Content Accessibility Guidelines (WCAG) 2.0 A & AA
 - 40 high-volume pages, representing over 60% of all system transactions, are being assessed
 - Global components, including
 - Calendar Icon/widget, Headers, Left task navigator
- The assessment was performed using the following:
 - Chrome browser
 - Edge browser
 - Automated and manual testing
 - Screen reader and keyboard-only navigation testing

Accessibility Overview

Status and Next Steps

- Complete assessment, including remediation work. The chart below reflects items in process:
 - 39 items are awaiting testing
 - 4 items (2 critical, 2 serious) are pending analysis. All four items are associated with the calendar picker (global element)
- Complete the plan for phase 2 of testing
 - Determining transactions and pages that would increase testing coverage to 80% of transactions
 - Second phase is targeted for completion by October 30, 2022





Updates on Key Risks and the Mitigation Plans

Update on Key Risks

Risk Level: High

Risk #	Risk Name	Risk Description	Mitigation Plans / Status
258	The CalWIN Conversion Cutover Window is at-risk of completing past the 84-hour cutover window	The CalWIN Conversion Cutover Window is at-risk of completing past the 84-hour cutover window	<ul style="list-style-type: none">• Review of Cutover Schedule internally and with Consortium and ClearBest QA has been completed• Present the Cutover Schedule to the WCDS, CalSAWS Consortium Section Directors and Leadership, and/or PSC and JPA members• Wave 1 Mock Conversion results to be leveraged to reassess the risk and to determine mitigation steps (if any) to Wave 2-6• Options are being investigate to reduce the amount of historical data to be included in conversion event<ul style="list-style-type: none">• <u>Filter out Extracted CalWIN data</u> that is more than <u>6 years</u> from the Conversion Date. → In-Progress• <u>Filter out Closed Cases and Convert as a Cutover C</u> one-week after each (wave) Go-Live. → In-Progress• Team is assessing projected conversion window based on latest case load data• Mock conversion will confirm timing and identify areas to benefit from additional turning

Update on Key Risks

Risk Level: High

Risk #	Risk Name	Risk Description	Mitigation Plans / Status
262	The CalWIN counties may not be fully prepared for go-live if they do not have sufficient or timely information	The CalWIN counties and County Directors have voiced concern that they do not have sufficient information or direction from the CalWIN ISS team to adequately prepare for go-live. In some cases, they have begun creating their own materials based on what they understand. If the counties do not have a framework within which to prepare, they may not be ready for cutover. This includes clear communication and timelines for what is needed to be completed by when, readiness checklists, early conversations on the transition from the current state to the future state, and clear direction.	<ol style="list-style-type: none"> Work Plan/Checklist: The Project Teams and Counties have Integrated Work Plans that feed into the JIRA Readiness checklist. There is a structured and timed process to sync the workplan and checklist information weekly. Wave 1 Counties have stated that there is a lack of sufficient details in the Work Plan, and different dates when comparing their Work Plan and Checklist. In-person meetings will be conducted with Counties to address this. Green Light Governance: Wave 1's Governance Model and Meetings have been vetted with project executives and the next step is to communicate the approach and schedule to CalWIN counties. IMP Readiness Dashboard/Package: The ISS team is preparing the initial Dashboard/Package to share with Wave 1 counties. Resources: Targeted Onsite Support (TOSS) teams have begun engaging with Wave 2 counties, Santa Clara and Tulare, to refine their Work Plan and Checklists.
263	Unresolved High Priority Conversion defects not resolved prior to Wave 1 Go-Live could impact County Case Worker business Post Go-Live	Remaining CDT as well as New UAT defects will need to be resolved prior to the Wave 1 Go-Live. Defects not resolved could result in a schedule slippage of and/or impact the counties experience after Wave 1 Go-Live.	<ul style="list-style-type: none"> • Prioritize New P1 for the next GDS (i.e., GDS#8) • Prioritize Existing or New P2, P3, and P4 Defects into GDS#8 and/or GDS#9 • Prioritize any defects, not assigned to GDS#8 or GDS#9) to be resolved and included in the Conversion logic for Go-Live. Testing to occur in Conversion environment • On-Schedule to deliver GDS#8 on 6/20/22. Focused effort on resolving existing and new P1 and P2 defects • Beginning in May, On-Schedule to begin the Impact Analysis of the remaining Open P3/4 Defects. • Conversion (Consortium, QA, and Accenture) began and will continue weekly meetings with UAT to assess defects that could impact Test Execution.

Update on Key Risks

Risk Level: High

Risk #	Risk Name	Risk Description	Mitigation Plans / Status
267	GA/GR UAT and County Data Validation functionality may be delayed past May 2022	If all required CalSAWS GA/GR EDBC/CC functionality is not delivered by May 2022 then the GDS to support UAT, County Data Validation may not contain all of the GA/GR automation or converted GA/GR data.	<ul style="list-style-type: none"> Not all functionality will be delivered by May 2022. With SCR 215680 a GAP in GA/GR Timeclock functionality is found in design and development. New SCR 244108 addresses missed GA/GR Timeclock functionality. <ul style="list-style-type: none"> Expedited Timeline developed to support implementation by R 22.07 just in time for 18 County UAT on July 25, 2022 Resources Impacted to support the extended timelines for support and testing Designs to be completed in parallel with Development. Designs to be completed by May 31, 2022, which would then move this back to a medium risk. <ul style="list-style-type: none"> On track for 18 CalWIN counties to validate GA/GR Functionality and county specific rules during UAT. Wave 1 will have converted data; Wave 2-6 will validate with new data County Data validation, counties will perform self-paced Case Reviews and Comparisons against converted CalWIN Cases and Programs including GA/GR and have the ability to run EDBC in a CalSAWS environment
268	Implementation Readiness for CalWIN Cutover to CalSAWS	If implementation readiness (project and county) is not on track to meet their respective exit criteria by 04/29/2022, then the CalWIN Wave 1 cutover to CalSAWS could either be delayed or require significantly greater support to help counties through outstanding issues. Individual risks have been opened related to the ability to be fully ready in time for a successful CalWIN Wave 1 cutover to CalSAWS on October 27, 2022 and subsequent waves. This risk serves as an overarching risk for the overall readiness of the project and CalWIN counties to cutover to CalSAWS.	<ul style="list-style-type: none"> Individual risks have been opened related to the ability to be fully ready in time for a successful CalWIN Wave 1 cutover to CalSAWS on October 27, 2022, and subsequent waves: <ul style="list-style-type: none"> Batch Performance (Risk #237) Imaging Scalability and Performance (Risk #256) County Readiness (Risk #262) Converted Data Test (CDT) Defect Resolution (Risk #263) GA/GR UAT and County Data Validation Delay (Risk #267) Report Refactoring and Ancillary System Timelines (Risk #269) Change Discussion Guides (CDGs) Readiness (Risk #270) Provided update of DRAFT Mitigation Plans and Contingency Plan work models/options at the April JPA and PSC. Met with Contra Costa on April 20, 2022 to discuss implementing Mitigation Plan of moving from Wave 1 to Wave 2. On April 25, 2022, Contra Costa communicated that they would officially be moving to Wave 2. Assessing Risk Triggers aligned with 4/29/2021 to determine if risk becomes and issue and if additional mitigation or contingency steps are required at this time.

Update on Key Risks

Risk Level: High

Risk #	Risk Name	Risk Description	Mitigation Plans / Status
269	CalWIN Counties may not have enough development and testing timeline to Refactor their Ad-hoc Reports and Ancillary System before Go-Live	The CalWIN Counties need time in the schedule, leading up to their respective Go-Live, to Refactor Ad-hoc Reports and/or Ancillary Systems. To do so, the counties need connectivity and access to CalSAWS environments, data model (and definitions), as well as data. The current CalSAWS delivery schedule (of these) is compressing the CalWIN counties Design, Development, and Testing timelines (i.e., schedule) and putting their County Readiness for Go-Live at-risk.	<ol style="list-style-type: none"> 1. Defined Wave 1 - 6 Curriculum: Activities, Training, and Milestones which includes T- timelines for the following: <ul style="list-style-type: none"> • Initial Discovery Session • Qlik Overview • Operational, Fiscal, and State Reports Used by County • APEX/EDR Demonstration and Training • CalSAWS Database Structure and Data Dictionary Training • CalWIN to CalSAWS Data Mapping Report Training 2. CalWIN County Education Sessions have been planned for Wave 1 - 3 3. CalWIN County Ad Hoc Reports Refactoring Sessions have been planned for Wave 1 - 3
270	The CalWIN counties may not be fully prepared for Go-Live if there is insufficient information in the Organizational Change Management (OCM) Change Discussion Guides (CDGs)	<p>If OCM does not have sufficient documentation and resources to create CDGs, and counties do not have adequate time to review and provide feedback, the CDG delivery timeframe and level of detail might be impacted. The OCM team uses the County To-Be Process documentation to create the CDGs.</p> <p>In Wave 1 County CDG Kickoffs, Counties stated that BPR and draft CDGs do not capture the level of detail needed to understand the new processes and the changes. Counties stated that process improvements, automation opportunities, open items, and pending county decisions need to be addressed in the To-Be Process documentation.</p> <p>Between now and March 29, 2022, the OCM team must create Change Discussion Guides DDELS, review content with all Wave 1 counties, and finalize drafts. Wave 1 Change Discussion Guide FDELs are due to be submitted on April 21, 2022. CDGs must be finalized by May 20th which is 2 weeks prior to the start of Early Training.</p>	<ol style="list-style-type: none"> 1. The OCM team is addressing the CDG reviewer comments and anticipates publishing the FDEL as planned. Themes in reviewer comments include inaccuracies in system steps, insufficient information provided in the Change Description (what is changing from CalWIN to CalSAWS), gaps or missing information, and consistency across all Wave 1 CDGs. 2. Comments received on the Contra Costa CDG are planned to be updated with reviewer comments in this cycle, but DDEL and FDEL timelines will be realigned to match Wave 2 CDG timelines. 3. Revised Deliverable Dates <ul style="list-style-type: none"> • County Review: 3/29/2022 – 4/26/2022 • DDEL Review Period: 4/12/2022 – 4/26/2022; DDEL Comments Addressed: 4/26/2022- 5/2/2022 - COMPLETE • FDEL Review Period: 5/2/2022 – 5/9/2022; FDEL Comments Addressed: 5/9/2022- 5/16/2022 • It's estimated that the earliest that the Wave 1 CDGs will be final is 5/16/2022

Update on Key Risks

Risk Level: Medium

Risk #	Risk Name	Risk Description	Mitigation Plans / Status
236	The scaling of Analytics Dashboards and Reports for 58 Counties may have an impact on System Batch Performance	As the Analytics Dashboards and Reports are re-platformed and/or new or modified Dashboards and Reports are deployed into CalSAWS production, the increase in jobs (reports) and data (+18 counties to a total of 58 counties) could have a scalability impact on daily batch performance, thus putting at-risk these Dashboards and Reports being available for Counties by 6am each morning.	<ul style="list-style-type: none"> Road Map with specific performance enhancements has been developed and being implemented by the Analytics team 3 months of Performance Testing for Wave 1 scheduled for May through August Wave 2 Performance Testing scheduled for fall and a combined performance test for Waves 3-6 planned for the end of the year Batch Performance Testing is planning to use CalWIN Golden Data Set (CW GDS #7). Subsequent CalSAWS Batch Performance Testing will be performed on Wave 2 then Wave 3 – 6 Converted Data
237	The scaling of Batch for 58 Counties may have an impact on system performance	The CalSAWS production batch schedule does not always complete by 6am. As part of DDI there will be growth in both the count of batch jobs and volume of data as additional counties are converted into CalSAWS. This growth may add a challenge to batch completing on time. Related Risk 236 addresses Analytics specifically. Risk 237 addresses mitigation activities to impact the entire batch cycle.	<ul style="list-style-type: none"> 40 County Production system is consistently meeting SLAs Batch Regression testing began on 4/1 and 4 cycles have been executed. Additional Road Map items and additional performance defects are in progress 3 months of Performance Testing for Wave 1 scheduled for May through August Wave 2 Performance Testing scheduled for fall and a combined performance test for Waves 3-6 planned for the end of the year
264	CalWIN County waves may not complete their Imaging migration readiness activities by their designated wave go-live dates	Delays in CalWIN counties predecessor activities (such as securing external legacy vendors for export support, mapping document types for each county, using Snowball as data transfer method, and completing the test batch phase on time) may delay cutover dates within each county. Further, counties must complete their predecessor activities by the deadline if they want to start exporting/importing on time. As a result of early pitfalls associated with predecessor tasks, Wave 1 counties have experienced significant delays, including delays in establishing contracts with external vendors, incorrect mapping, and failures to complete testing activities on time, which are putting their respective go-live dates at risk.	<ul style="list-style-type: none"> Communicate lessons learned with each wave, such as, contracting early with external vendors and following AWS recommended data transfer methods (Over the Wire transfer is currently the preferred approach) Use project tools such as Forumbee to provide immediate feedback and guidance Share CIT/Email with counties about best practices learned from C-IV/LA migrations Implement tracking templates with the counties to facilitate reporting on the delivery of images, including burndown charts for each county for tracking mapping progress and imaging export/import progress Testing of extract, transfer and load of images

Update on Key Risks

Risk Level: Low

Risk #	Risk Name	Risk Description	Mitigation Plans / Status
256	Imaging Scalability, Performance degradation, and Operational Process risk may impact the go-live dates for upcoming counties	Due to the performance degradation experienced with the Hyland imaging solution post C-IV go live, a pause on further onboarding of counties (LA County) is in place until additional testing confirms the solution can scale and be performant at a 40 County load and 58 County state-wide county load. As we expand statewide, Hyland's operational procedures must improve as they have greater impact to business operations and participants.	<ul style="list-style-type: none">• Downgraded risk from high to low. Continue to monitor for remaining CalWIN counties• LA Imaging Go Live was successfully deployed• Performance and stability of the imaging processing has been consistently good since Los Angeles County Go-live• Performance testing was performed with 58 county volumes prior to Los Angeles County Go-live with successful results• Operational Procedures and Processes have been successfully implemented• Additional performance test to be executed as segment of CalWIN conversion preparation



Reports and Claiming Update



CalSAWS - State and Fiscal Reports

Bi-Weekly County Meetings and Communication

The Reports team continues to support the CalSAWS counties by addressing incidents, resolving identified defects, and facilitating Bi-Weekly State and Fiscal Reports meetings

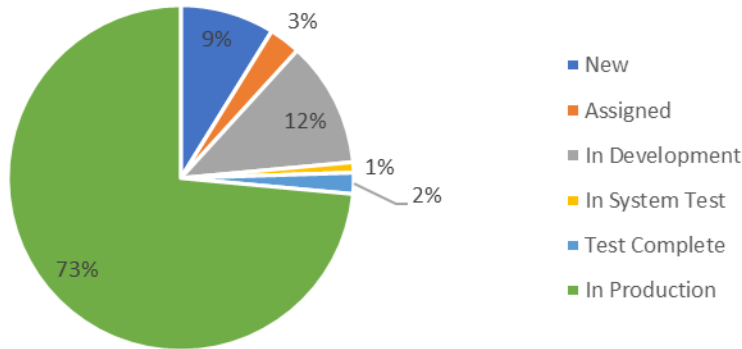
- Bi-Weekly State and Fiscal Reports meetings with the Counties includes:
 - Reviewing Recent and Upcoming System Change Requests (SCRs);
 - Reviewing Recent and Upcoming Relevant Defects;
 - Reviewing Report Updates;
 - Listening to and Addressing Questions/Topics from Counties
- The team recently sent Enhanced Communication to counties with corresponding details of the above since C-IV's Go-Live into CalSAWS

CalSAWS - State and Fiscal Reports

Enhanced County Communication

Greater than 70% of identified defects since the C-IV counties migration to CalSAWS have been resolved and deployed into Production

Summary of Defects Identified since C-IV Migration to CalSAWS



Approx. 100 Defects Identified

75 Defects Deployed to Production

3 Defects are in System Test or Complete

12 Defects are either New or Assigned for further Assessment

12 Defects are in Development and currently being Resolved

Claiming Defects

3 New
22.05 / RWR

3 in Dev'
22.05.12

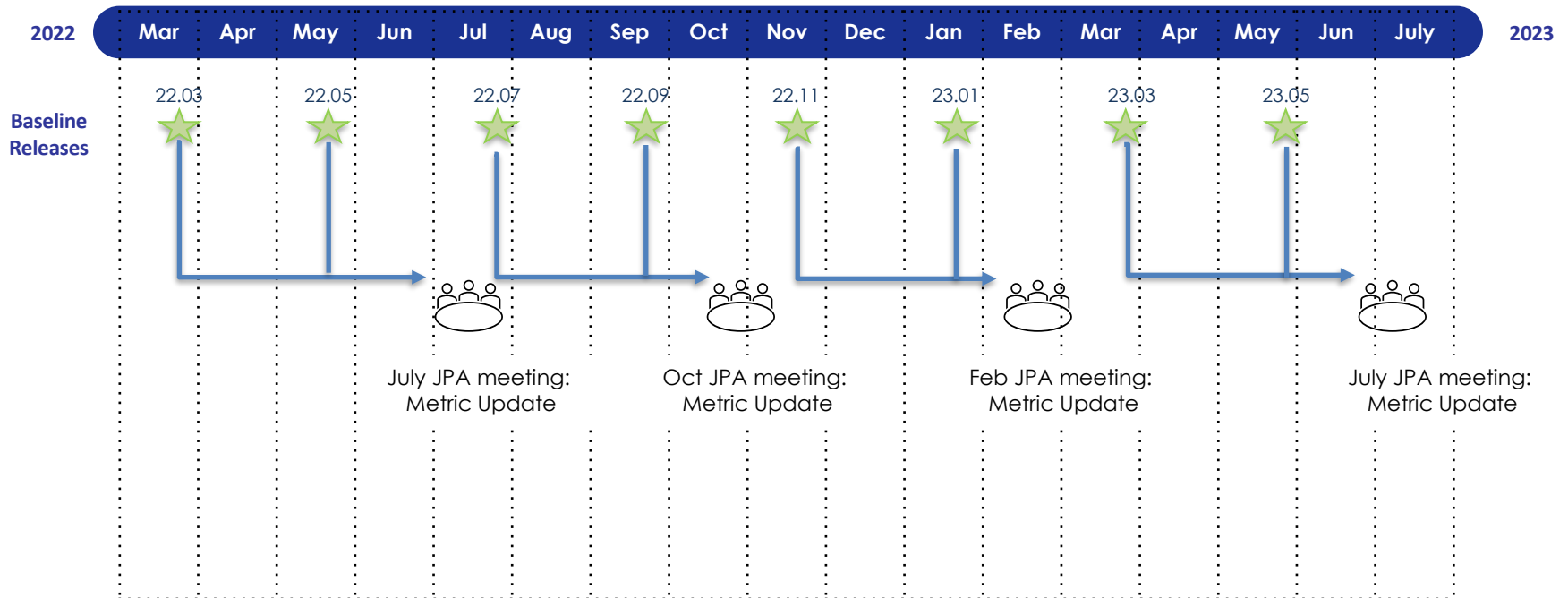


Quarterly Onshore/Offshore Quality Review

QUALITY CONSIDERATIONS

Quarterly Quality Metric Reporting

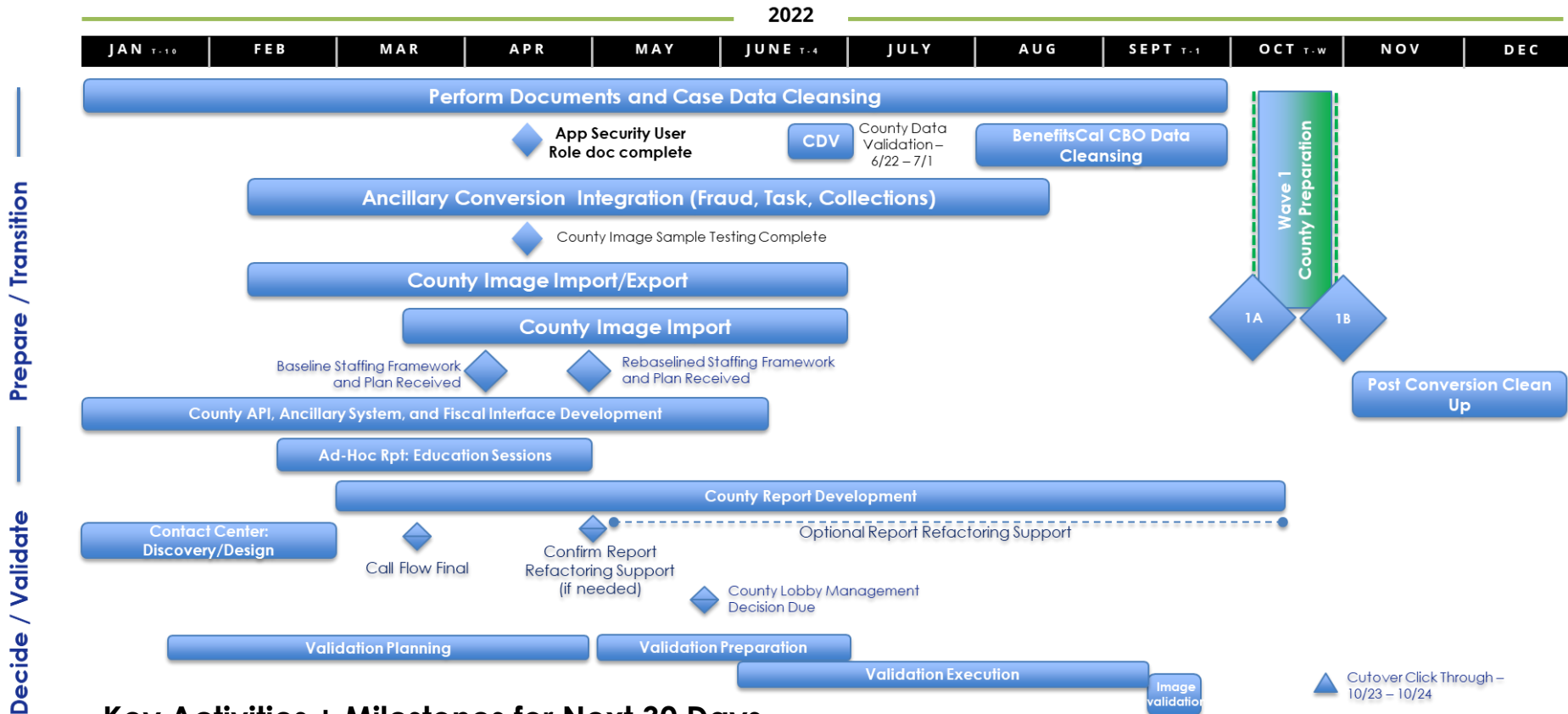
- As requested at the March JPA Board meeting, the project will provide a periodic update on quality metrics for offshore delivery
- The suggested cadence is below to allow for incorporation of baseline releases





CalWIN Wave 1 Implementation Readiness Status and Milestones

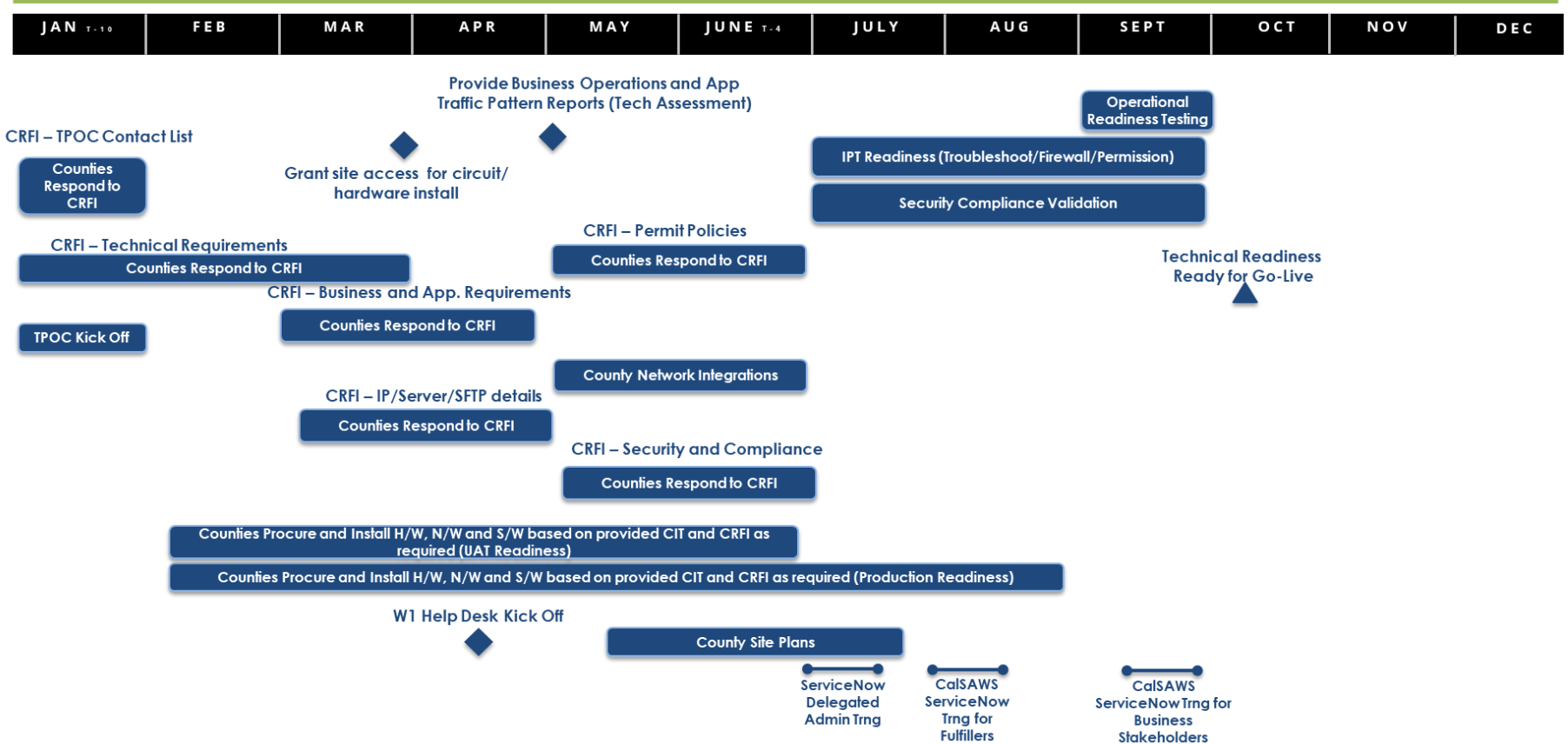
Wave 1 County System Readiness



Key Activities + Milestones for Next 30 Days

- Complete UAT preparation activities (5/2/22 – 6/24/22)
- Continue data cleansing needs (CRGs #1-3; ongoing lists)
- Continue image sample testing
- Confirm and approval Contact Center Call IVR flow (5/13/22)
- Receive County Data for report refactoring access
- Confirm report refactoring prioritization and begin county refactoring development (May)

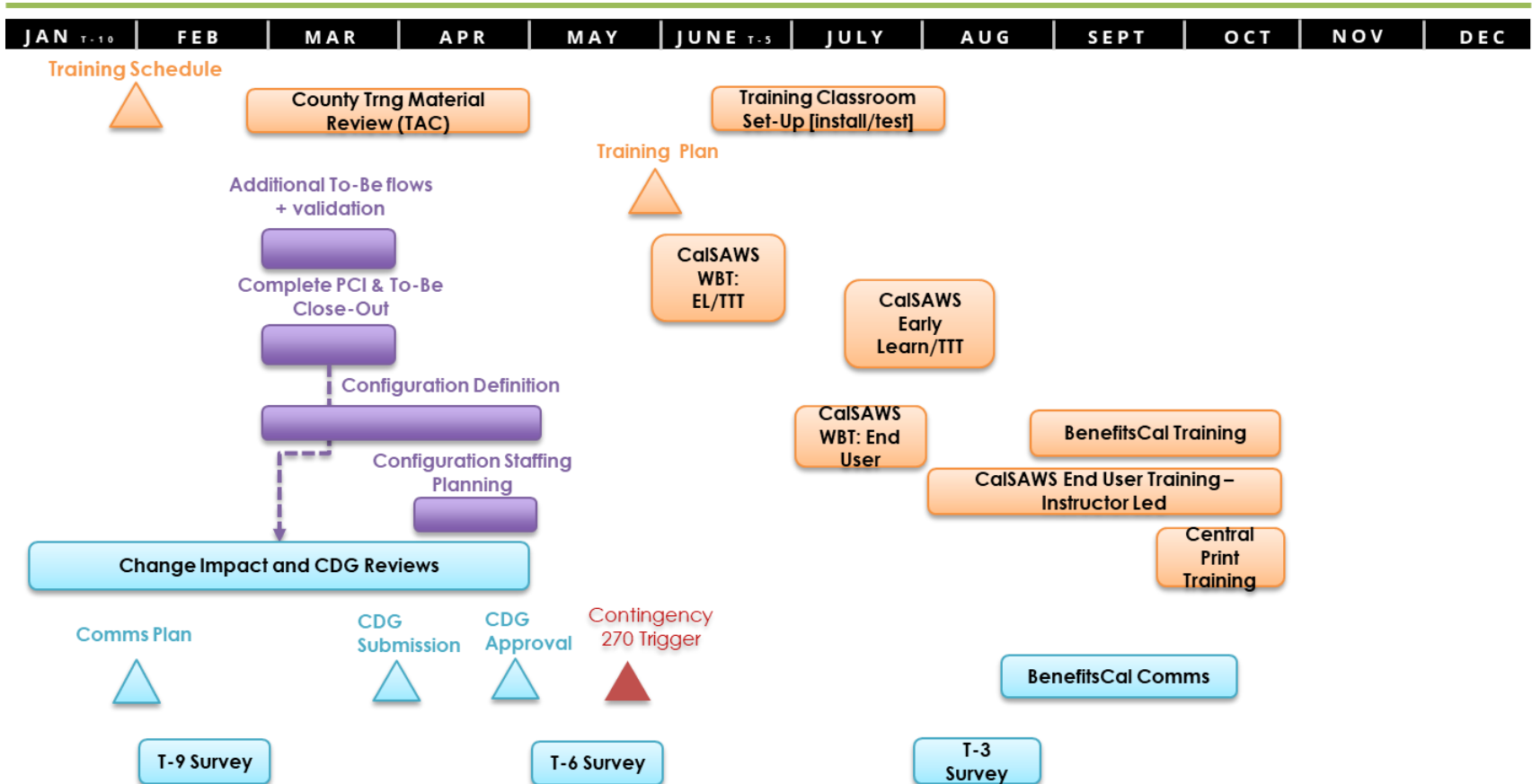
Wave 1 County Technical Readiness



Key Activities + Milestones for Next 30 Days

- Work with Help Desk team to document County Site Plans
- Ongoing working sessions with Project Help Desk team for determining help desk processes
- Prepare for ServiceNow delegated admin training
- Submit County Business and Application Requirements
- Submit County public IP ranges and SFTP server details

Wave 1 County Organizational Readiness



Key Activities + Milestones for Next 30 Days

- Participate in configuration definition activities
- Review and submit approval of W1 Change Discussion Guides
- Continue to participate in training curriculum reviews through TAC meetings and W1 County meetings
- Review County Training Plan and confirm training logistics



CalWIN Conversion Update

CalWIN Conversion Readiness

Wave 1 Conversion Readiness

Support (Wave 1) Converted Data Test (CDT) - Defect Resolution (Risk 263)

- 207 Unresolved CDT Defects as of 5/6/22.
- On-Schedule with Defect Burndown.

Deliver Wave 1 Golden Data Sets (GDS)

- GDS#8 On-Schedule for Delivery on 6/20 – in CDV

Support User Acceptance Test (UAT) - Defect Resolution

- Delivered GDS#7 (to the project) On-Schedule on 4/18 – in UAT

Auto Case Review Match Rate

- 58% Match with GDS#7 (GDS#6 was 57%).

Complete Migration Planning Wave 1A and 1B Cutover Work Plan (Risk 258)

- Approx. 90% Complete

Complete Wave 1 Mock Cutovers

- On-Schedule to Start on June 6, 2022

Deliver Wave 1 Golden Data Set (GDS) #8 for County Data Validation (CDV)

- On-Schedule for planned CDV between 6/20 – 7/1 with the delivery of GDS#8

Support Wave 1 County Data Validation - Defect Resolution

- On-Schedule to Support in June/July 2022

Complete Wave 1A (County Preparation) Cutover

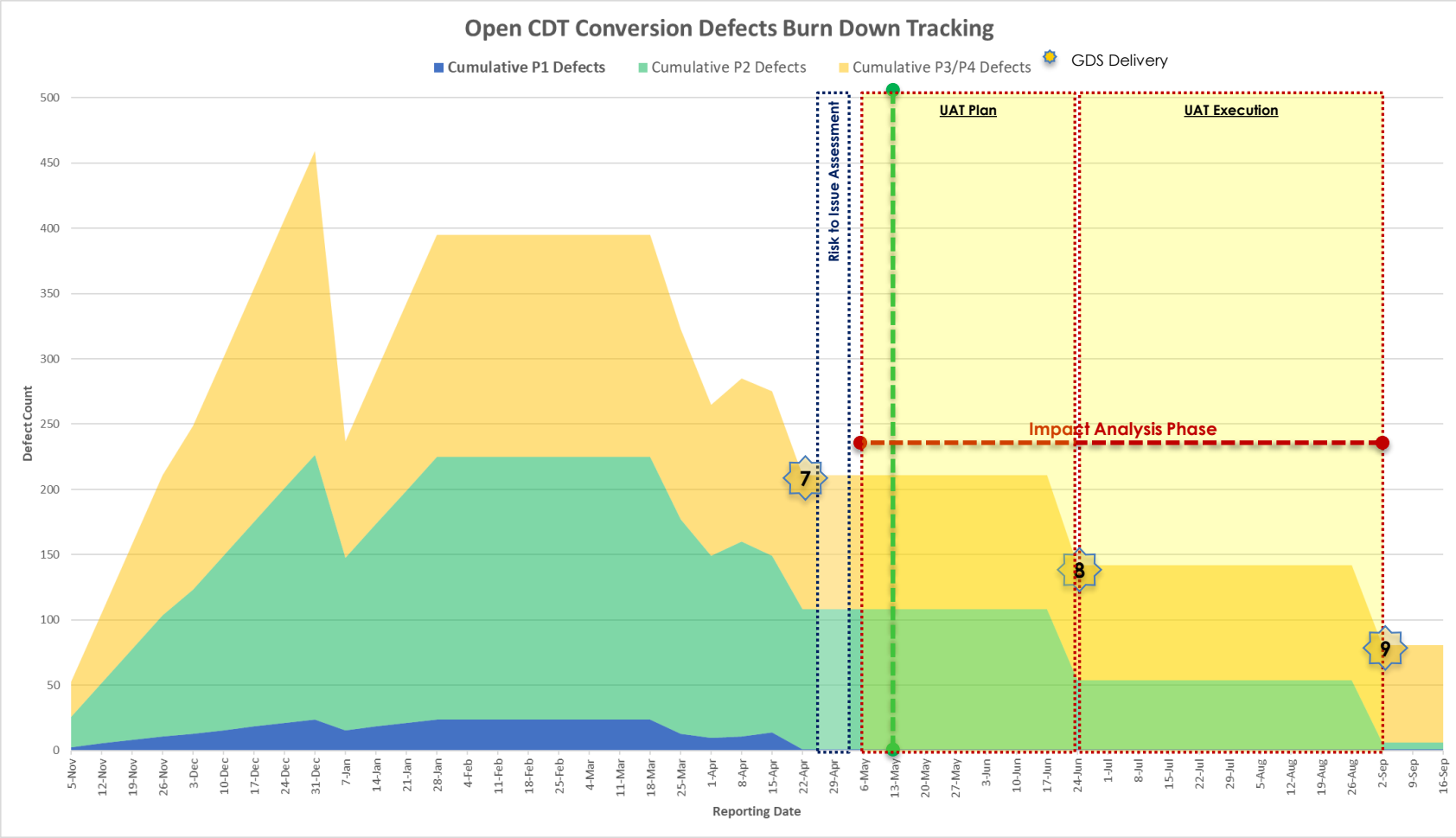
- On-Schedule for 9/18/22 – 9/19/22

Complete Wave 1B (Go-Live) Cutover

- On-Schedule for 10/27/22 – 10/31/22

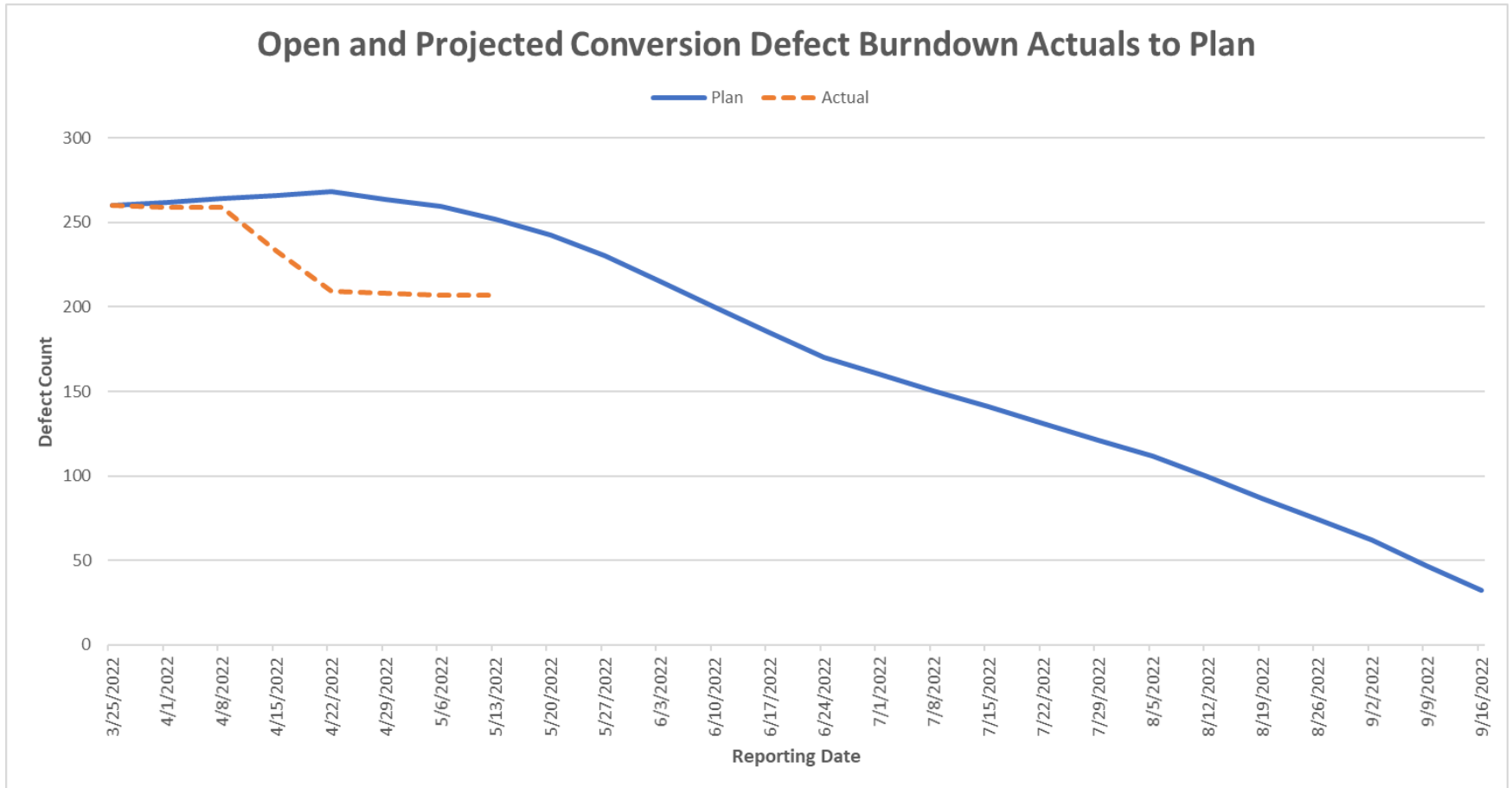
Conversion Readiness: GDS Delivery

Converted Data Test (CDT)	Metrics
Conversion Data Test Completed	1405 (or 74%) Test Scripts Passed
CalWIN Converted Data Delivered for Conversion Data Test Execution	97% Test Scripts Executed (Passed, Failed, Blocked)
Open P1 Defects	1 Assigned to GDS#8 (Hot Fixed in CDT), 1 Re-Opened (Unassigned)
Open P2 / P3 Defects (analysis and assignments continue)	Currently 2 P2 and 81 P3/4 Defect Unassigned to a GDS



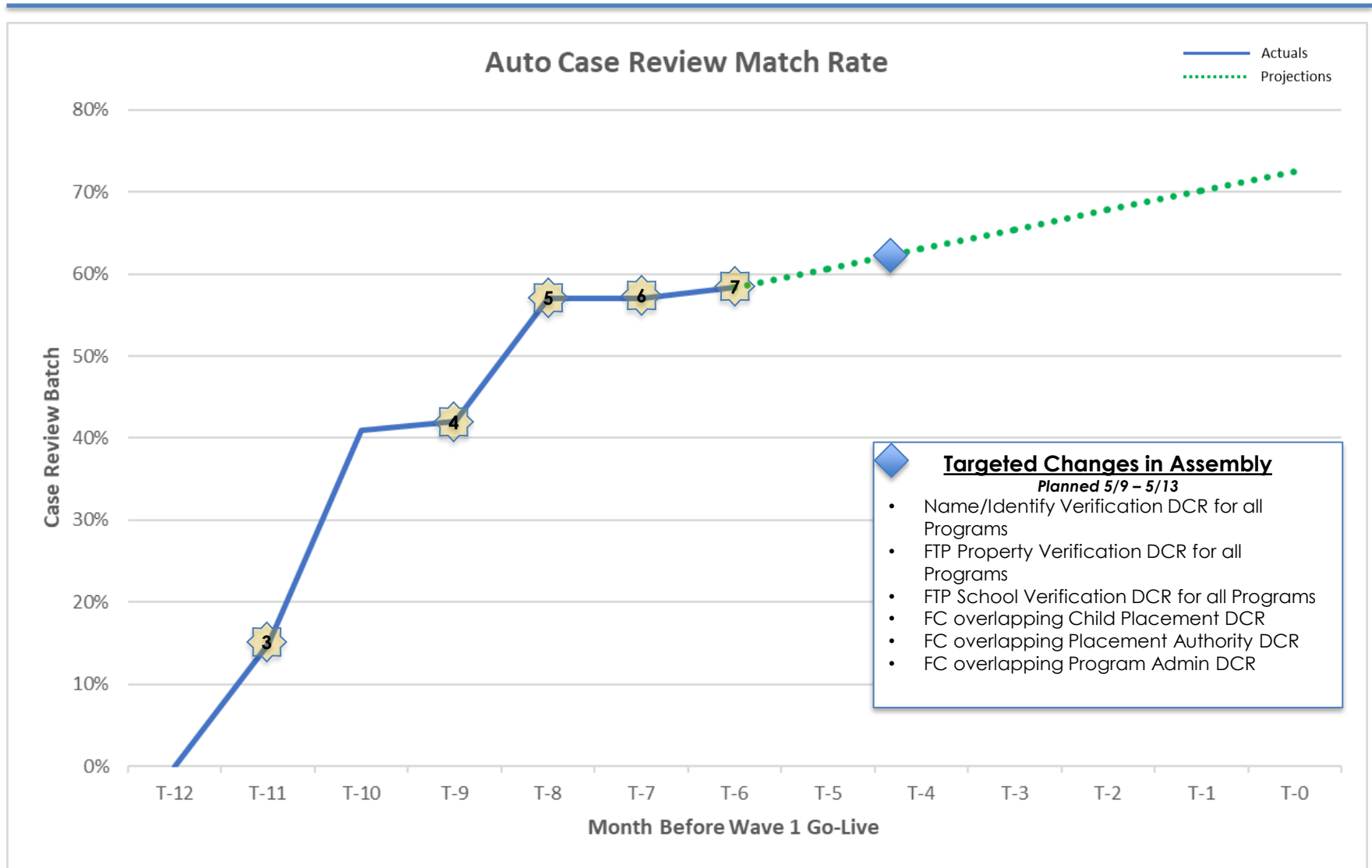
Conversion Readiness

CDT and UAT Defect Burndown



CalWIN Cutover Case Review Batch

Case Review Batch: Actuals to Target





CalWIN Migration Contingency Planning

CalWIN Mitigation and Contingency Planning



Risk #268

If implementation readiness (project and county) is not on track to meet their respective exit criteria by key trigger dates, then the CalWIN Wave 1 cutover to CalSAWS could either be delayed or require significantly greater support to help counties through outstanding issues.

CalWIN Mitigation and Contingency Planning

Risk #268

- Risk #268 serves as an overarching risk for the overall readiness of the project and CalWIN counties to cutover to CalSAWS
- Exploring Risk Mitigation and Contingency Options for Risk #268
- Risk Mitigations Taken:
 - Shifted Contra Costa from Wave 1 to Wave 2
 - Shifted Contra Costa CDG completion also to Wave 2 schedule
 - Will provide additional, in-person, Work Plan walkthroughs and support for counties
 - Will leverage UAT participants, processes, and tools for Process Simulation activities
- Contingency Plans are not required now
- Will continue to monitor Risk Triggers and report progress

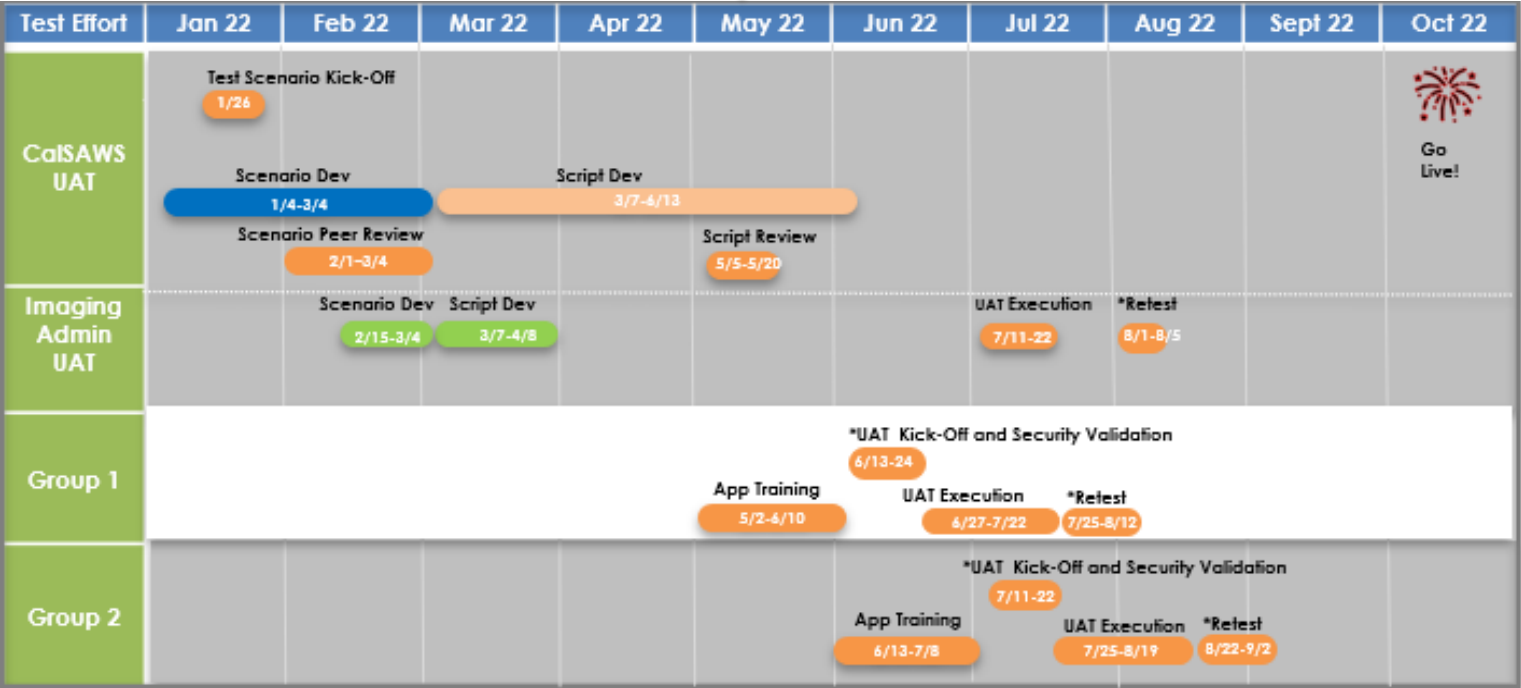


UAT Preparation Status Update



UAT CalWIN County UAT Timeline

We are here!



- Group 1**
1. Manage Personnel
 2. Lobby Management
 3. CW, CF, Non-FC Resource Data Bank (RDB)
 4. CAPI
 5. Child Care
 6. WTW, FSET, Cal-Learn

- Group 2**
8. GAGR
 9. MC, CMSP
 10. FC, AAP, KG, ARC, FC RDB
 11. Fiscal Issuance, Reports
 12. Fiscal OP/OI, Reports
 13. Special Units – Hearings & Investigations
 14. Special Units – QA, Error Prone, IEVS
 15. State Reports

Legend

- County Participant
- Consortium
- Consortium/County
- Vendor

UAT CalWIN Preparation

County UAT Activities

Key topics

- 290 UAT participants confirmed
- The project is working with Sacramento, San Mateo, Santa Clara, Fresno and Ventura on alternatives to the Zscaler VPN which allows access to the UAT CalSAWS environments
- Script Development continues



May 2022 Activities

- **5/2** - Group 1 UAT application Kick-Off-Completed
- **5/3** - CAISAWS CalWIN UAT GAGR Script Development Kick-off- Completed
- **5/3** - CAISAWS CalWIN UAT - Software Installation Zscaler discussion with target counties
- **5/2-6/3** - Group 1 Self-paced LMS (Group 2 can start effective 5/2/22)
- **5/10 – 5/12** – CAISAWS CalWIN UAT Security and configuration setup
- **5/16 – 5/20** – CAISAWS CalWIN UAT County User Validation of login into UAT CalSAWS Environments
- Script development continued



June 2022 Activities

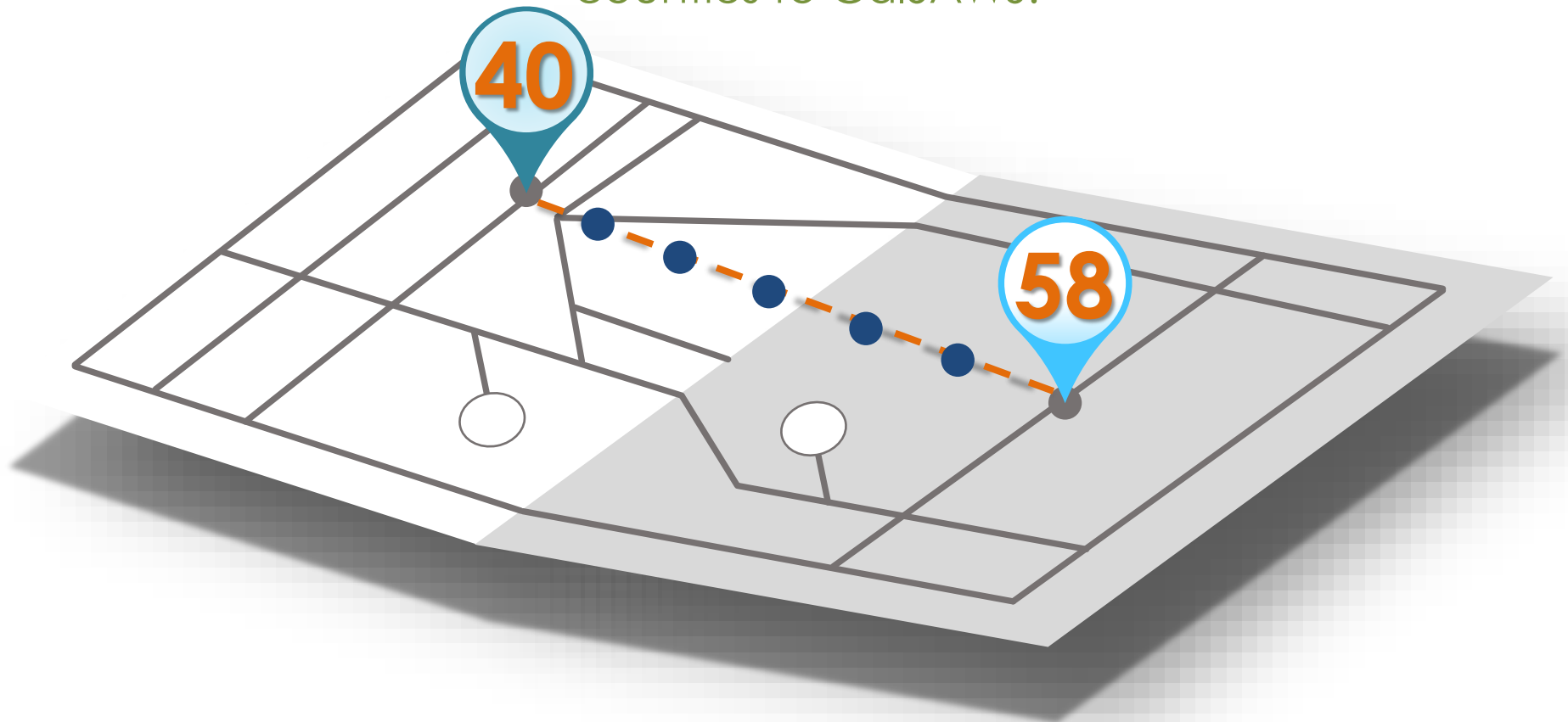
- **6/6-6/10** - Group 1 Facilitated webinar and hands-on training
- **6/13** - Group 2 UAT application Kick-Off
- **6/13-7/8** - Group 2 Self-paced LMS
 - Group 2 Facilitated webinar and hands-on training (7/5-7/8)
- **6/13-6/24** - UAT Execution Kick-off – Group 1
- **6/27 – 7/22** UAT Group 1 Execution begins



CalWIN Implementation Go-Live Governance

How we'll navigate to a 58-county system

There are a series of meetings on the path to Go-Live, to assess project and county readiness for the transition of 18 CalWIN counties to CalSAWS.



Here is more information on each type of meeting, the participants, frequency, format, and materials.

Go-Live Readiness Meetings - Overview

Wave 1 Go-Live
Oct 31, 2022

	Who and What	May 2022 (T-5M)	June 2022 (T-4M)	July 2022 (T-3M)	August 2022 (T-2M)	September 2022 (T-1M)	October 2022 (T-4W to T-1W)	
County Readiness Checkpoints	County checkpoints include CalSAWS TOSS/County POC meetings, CalWIN ISS Standups, Global IPOC Checkpoints, and Management Site Visits (MSVs) that occur regularly with counties and/or Regions. Implementation Readiness Packet distributed monthly to counties	County Checkpoints CalWIN ISS Standup Global IPOC and TPOC Checkpoints	County Checkpoints CalWIN ISS Standup Global IPOC and TPOC Checkpoints	County Checkpoints CalWIN ISS Standup Global IPOC and TPOC Checkpoints	County Checkpoints CalWIN ISS Standup Global IPOC and TPOC Checkpoints	County Checkpoints CalWIN ISS Standup Global IPOC and TPOC Checkpoints	County Checkpoints CalWIN ISS Standup Global IPOC and TPOC Checkpoints	
Project Readiness Checkpoints	Weekly and monthly status reported via regular meetings and reports at project level. State and IV&V involved in weekly. CMS involved in monthly. Internal Project Teams report Milestone/Task completion and escalate issues to CalSAWS Leadership	Weekly and Monthly Reporting of Status (Project and CMS/FNS)						
Governance Check-ins	Implementation Team informs JPA, PSC, OPAC, and WCDS members of readiness status during regularly scheduled monthly meetings and responds to questions. State stakeholders, county directors, and advocates may also be in attendance.	PSC JPA OPAC WCDS	JPA Mbr Rep & Conf. OPAC	PSC JPA OPAC WCDS	PSC JPA OPAC	PSC JPA OPAC WCDS	OPAC JPA	
State and County Stakeholder Checkpoints	RMs meet with their County Directors to inform them of status and timelines, escalate any issues/risks, and obtain agreement Go-Live readiness. Receive support from project, as needed. CalSAWS Leadership and Implementation team informs State Stakeholders of status, timelines, and issues/risks and obtains support of Go-Live readiness				County Director T-2 Checkpoint State IT T-2 Checkpoint State T-2 Checkpoint	County Prep Check State IT County Prep Check State County Prep Check	County Director T-3W Checkpoint State IT T-3W Checkpoint State T-3W Checkpoint	
Pre-Green Light	Internal Project Teams, Section Directors, and RMs conduct Pre-Green Light to report readiness to CalSAWS Leadership. RMs report on behalf of Region/County Directors (align with Regional governance voting). State Partners, IV&V, and County Directors (observers) Dry Runs – Internal only	Suggestion: Combine Pre-Green Light with PSC/JPA meetings if possible. Include as an Informational Item only. No voting by PSC or JPA members.				Dry Run County Prep	Pre-GL County Prep	Dry Run Go-Live
Green Light	Internal Project Teams, Section Directors, and RMs conduct Green Light to report readiness to CalSAWS Leadership. RMs (Approvers) to vote on behalf of Region/County Directors (align with Regional governance voting). State Partners, IV&V, and County Directors observers. PSC/JPA informed post green-light. If attend, they are observers only. During cutover weekend, communications will be provided by the Project Teams. Only RMs will vote on final Go-Live. All others are observers to the process.					GL County Prep	GL Go-Live GL Cutover Wkd	

County Readiness Checkpoints to Go-Live

County
Checkpoints

Global IPOC
Checkpoints

CalWIN
ISS
Standup

Participants



County Staff

Implementation Points of Contact
Technical Points of Contact
Identified County Staff



CalSAWS Staff

Targeted Onsite Support Staff
(TOSS)
CalSAWS Project Team
Regional Managers

Format

County Checkpoints: TOSS Teams work with County IPOCS and TPOCs to review Milestone/Task completion and escalate issues to Customer Engagement Management and RMs.



Global IPOC Checkpoints provide an update to county staff on all project activities leading up to Go-Live.

CalWIN ISS Standups informational meeting for counties using CalWIN on upcoming migration activities

Frequency and Duration



County Checkpoints

Monthly or agreed upon frequency between TOSS and County Team, that began at T-9M
Approx 1 hour meeting with each county



Global IPOC Checkpoints

Monthly meetings are scheduled by the ISS team
1 hour meeting with all CalWIN county IPOCS



CalWIN ISS Standup

Monthly meetings are scheduled by the Consortium
1 hour meeting with all CalWIN County representatives

County Checkpoint Materials

INPUTS

County Readiness Work Plan and Checklist, one per county

OUTPUTS

Implementation Readiness Dashboard

Implementation Readiness Packet

Documented discussions, issues, and decisions

Project Readiness Checkpoints to Go-Live

Weekly and Monthly Reporting of Status (Project and CMS)

Project Team Checkpoints

Participants



Weekly and Monthly Reporting of Status (Project/CMS)

Section Directors
Regional Managers
CMS staff (monthly only)



Project Team Checkpoints

ISS Team
CalSAWS Project Team Leads

Format



Weekly and Monthly Reporting of Status (Project/CMS): Updates from Section Directors and Regional Managers

Project Team Checkpoints: Team Leads provide update to checklists milestone and tasks

Frequency and Duration



Weekly and Monthly Reporting (Project/CMS)

Weekly and monthly status reported via regular meetings and reports at project level. State and IV&V involved in weekly. CMS/FNS involved in monthly.

CMS: T-2W, Monday, 10/17/2022



Project Team Checkpoints

TBD

All project teams report on project readiness task status on a weekly basis

Materials

Weekly and Monthly Reporting (Project/CMS)

Implementation Readiness Packet

Implementation Readiness Dashboard

Project Team Checkpoints

Project readiness checklists milestones and tasks

PSC, JPA, and General Member Checkpoints

PSC

JPA

JPA Mbr
Rep. &
Conf

Participants



Project Steering Committee

County PSC Members
Section Directors
Regional Managers
CalSAWS Project Leads



Joint Powers Authority

County JPA Members
Section Directors
Regional Managers
CalSAWS Project Leads



CalSAWS Conference & JPA Member Rep. Meeting

Format



PSC: PSC members are informed of readiness status during regularly scheduled meetings. State stakeholders, county directors, and advocates also in attendance.

JPA: CalSAWS Project Teams inform the General Membership of readiness status during regularly scheduled monthly meetings and responds to questions.

CalSAWS Conference/JPA Member Meeting: JPA membership is informed of readiness status in the annual meeting.

Frequency and Duration



Project Steering Committee Checkpoints

Monthly on the 3rd Thursdays, 8:30AM to 12:00PM

T-5: Thursday, 5/19/2022

T-2: Thursday, 8/18/2022

T-3: Thursday, 7/21/2022

T-1: Thursday, 9/15/2022

T-2W: TBD



CalSAWS Conference & JPA Member Rep. Meeting Checkpoint

Annual

T-4: JPA Member Rep. Meeting, Wed, 6/22, 8:30am - 10:30am
Annual Conference, Thursday, 6/23, 8:30am - 4:30pm



Joint Powers Authority Checkpoints

Monthly

T-5: Fri 5/13/2022 12:30-3:30

T-2: Fri 8/12/2022, 12:30-3:30

T-3: Fri 7/22/2022 12:30-3:30

T-1: Fri 9/9/2022, 12:30-3:30

T-3W: TBD

Materials

Implementation Readiness Dashboard

OPAC and WCDS Checkpoints

OPAC

WCDS

Participants



OPAC

OPAC Members
Section Directors
Regional Managers
CalSAWS Project Leads



WCDS

WCDS Members
Section Directors
Regional Managers
CalSAWS Project Leads

Format



OPAC: OPAC members are informed of readiness status during recurring meetings. Stakeholders, and county representatives also in attendance. Closed meeting.

WCDS: CalSAWS Project Teams inform WCDS members of readiness status during regularly scheduled bimonthly meetings and responds to questions.

Frequency and Duration



OPAC Checkpoint

Monthly on the 4th Thursdays, 8:30AM to 4:00PM

T-5: Thursday, 5/26/2022

T-2: Thursday, 8/25/2022

T-4: Thursday, 6/16/2022

T-1: Thursday, 9/22/2022

T-3: Thursday, 7/28/2022

T-2W: Thursday, 10/27/2022



WCDS Checkpoint

Bimonthly (every 2 months)

T-5: Fri 5/20/2022 12-2pm

T-1: Fri 9/16/2022, 12-2pm

T-3: Fri 7/8/2022 12-2pm

Materials

Implementation Readiness Dashboard

County Stakeholder Checkpoints Starting at T-2M

County
Director T-2
Checkpoint

County Prep
Check

County
Director T-3W
Checkpoint

Participants



County Leadership

Director
Deputy Director(s)
County Managers



Regional Managers



County Staff

Primary Point of Contact
Implementation Point of Contact
Change Network Champion

Format



ISS prepares the materials. Regional Managers share overall county readiness and gather county feedback.

Dates



County Director T-2 Checkpoint

Timeframe: 8/19/2022 - 8/30/2022
Approx. 1 hour meeting conducted with each county or group of counties



Director's County Prep Check

County Prep Check Meeting: Tuesday, 9/12/2022
RMs conduct checkpoint within 2 days (by 9/14/2022)



County Director T-3W Checkpoint

Timeframe: 10/10/2022 - 10/14/2022
Approx. 1 hour meeting conducted prior to Pre-GL meeting

Materials

INPUTS

Implementation Readiness Dashboard

Implementation Readiness Packet

OUTPUTS

Checkpoint results

County Director feedback

County concerns, if any

State Stakeholder Checkpoints Starting at T-2M

State IT T-2
Checkpoint

State IT County
Prep Check

State IT T-3W
Checkpoint

State T-2
Checkpoint

State County
Prep Check

State T-3W
Checkpoint

Participants



State Partners

DHCS
CDSS
OSI

CWDA
IV&V



CalSAWS Leadership

Customer Engagement Section
Director
Deloitte Delivery Managers

Format



CalSAWS Leadership and Implementation team informs State Stakeholders of status, timelines, and issues/risks and obtains support of Go-Live readiness, and build awareness of the content to be presented in JPA/PSC

Dates



State IT T-2 Checkpoint

Wed 8/10/22 (@ State
Monthly IT Status Report Meeting,
2nd Wednesday Monthly)

State T-2 Checkpoint

Week of 8/8/22



State IT County Prep Check

Wed 9/14/22(@ State
Monthly IT Status Report Meeting,
2nd Wednesday Monthly)

State County Prep Checkpoint

Week of 9/12/22



State T-3W Checkpoint

Wed 10/12/22(@ State
Monthly IT Status Report Meeting,
2nd Wednesday Monthly)

State T-3W Checkpoint

Week of 10/10/22

Materials

INPUTS

Implementation Readiness
Dashboard

Implementation Readiness
Packet

OUTPUTS

Checkpoint results

State feedback

State concerns, if any

Pre-Green Light Meetings Starting at T-1M

Dry Run
County
Prep

Pre-GL
County
Prep

Dry Run
Go-Live
Event

Pre-GL
Go-Live
Event

Participants



County Leadership

PSC Board Members
County PSC Members



State Partners

DHCS, CDSS, OSI, CWDA, IV&V



CalSAWS Staff

CalSAWS Executive Leadership
Regional Managers
CalSAWS Leads

Format



Internal Project Teams, Section Directors, and RMs conduct Pre-Green Light to report readiness to CalSAWS Leadership. RMs report on behalf of Region/County Directors (align with Regional governance voting).

State Partners, IV&V, and County Directors (observers)
Dry Runs – Internal only

Dates



Dry Run County Prep

Wednesday 9/7/2022, Morning
Duration: 2 hours



Pre-Green Light County Prep

Tuesday, 9/15/2022 - an agenda item @ PSC meeting
Same information shared in 9/9/2022 JPA meeting
Duration: 2 hours



Dry Run Go-Live Event

Tuesday, 10/11/2022
Duration: 2 hours



Pre-Green Light Go-Live Event

Tuesday, 10/18/2022
Duration: 2 hours

Materials

INPUTS

Pre-Green Light Presentation
(same format as Green Light Presentation)

Supplemental Materials:
Implementation Readiness Dashboard,
Implementation Readiness Packet

OUTPUTS

Session results

Decisions documented

Participant feedback

Green Light Meetings Starting at T-1M

Green Light County Prep

Green Light Go-Live Event

Green Light Cutover Weekend

Participants



County Leadership

PSC Board Members
County PSC Members



State Partners

DHCS, CDSS, OSI, CWDA, IV&V



CalSAWS Staff

CalSAWS Executive Leadership
Regional Managers
CalSAWS Leads

Format



Internal Project Teams, Section Directors, and RMs conduct Pre-Green Light to report readiness to CalSAWS Leadership. RMs vote on behalf of Region/County Directors (align with Regional governance voting). State Partners, IV&V, and County Directors (observers) PSC/JPA informed post green-light. If attend, they are observers only.

Dates



Green Light County Prep

Wednesday 9/14/22
Duration: 2 hours



Green Light Go-Live Event

Wednesday, 10/26/2022
Duration: 2 hours



Green Light Cutover Weekend

Sunday, 10/30/2022
Duration: 2 hours

Materials

INPUTS

Green Light Presentation

Supplemental Materials:
Implementation Readiness Dashboard, Implementation Readiness Packet

OUTPUTS

Session results

Decisions documented

Participant feedback



CaSAWS Conference & JPA
Member Representatives
Meeting



CalSAWS Conference and JPA Member Meeting

Proposed Format

Two-Day Conference

- **Day 1 – JPA Member Representative Business Meeting**
 - Date/Time TBD
 - Hold JPA Board and PSC Member Representative elections, conduct JPA Board business, hear guest speakers, and provide procurement updates
 - Brown Act rules apply

- **Day 2 – CalSAWS Conference**
 - June 23, 2022
 - 9:00 AM – 4:30 PM
 - General session for major topics
 - Morning and afternoon breakout sessions
 - Open forum for all attendees
 - Up to 1,000 participants
 - Registration opens May 18, 2022

CalSAWS Conference and JPA Member Meeting – June 2022

Proposed Agenda

Business Meeting

Day 1 Agenda

- | | |
|--------|--|
| 2 min | Call Joint Meeting of the Member Representatives and Board of Directors of CalSAWS to Order |
| 3 min | Confirmation of Quorum, Agenda Review, and Protocols |
| 15 min | Public Comment |
| 30 min | Guest Speakers from Accenture, Deloitte, and Gainwell |
| 10 min | Nominations, Elections, and Appointments of the JPA Board and Project Steering Committee Members for Fiscal Year 2022/23 |
| 10 min | Approval of SFY 2022/23 CalSAWS Project Budget |
| 10 min | Approval of Contract Items (if needed) |
| 5 min | Consent Calendar |
| 5 min | Procurement Update |
| 25 min | Overview of CalSAWS Conference on June 23, 2022 |
| 1 min | Adjourn joint meetings of the CalSAWS Member Representatives and JPA Board of Directors |

CalSAWS Conference and JPA Member Meeting – June 2022

Proposed Agenda

Conference

Day 2 Agenda

- 9:00 – 9:10** **Welcome and Conference Overview**
- 9:10 – 10:15** **Implementation/Roadmap including Upcoming Policy**
- 10:15 – 10:30** **Break**
- 10:30 – 12:00** **Morning Breakout Sessions**
- ❖ Imaging
 - ❖ Reports and Dashboards
 - ❖ UAT, Process Simulation, and County Data Validation
 - ❖ OCM and Training
 - ❖ Post Implementation Support (including conversion)
 - ❖ BenefitsCal
- 12:00 – 1:00** **Lunch**
- 1:00 – 2:00** **Guest/Motivational Speaker**
- 2:00 – 2:15** **IDEA/Cultural Transformation Updates**
- 2:15 – 2:30** **Break**
- 2:30 – 4:00** **Afternoon Breakout Sessions**
- ❖ Imaging
 - ❖ Reports and Dashboards
 - ❖ UAT, Process Simulation, and County Data Validation
 - ❖ OCM and Training
 - ❖ Post Implementation Support (including conversion)
 - ❖ BenefitsCal
- 4:00 – 4:30** **General Session – Conference Closing**



Update on Key State IV&V Activities

Update on Key IV&V Activities

Key Activities being monitored by IV&V



Imaging Stability and Performance

- Production defect resolution
- Continued improvements to queues
- Performance test results and metrics



Los Angeles County cutover - Imaging & BenefitsCal

- Post go live support
- Defect resolution post to go live
- Communications updates
- Monitor application submission through BenefitsCal



CalWIN Converted Data (CDT) Testing

- Defect resolution and risk mitigation activities
- Golden Data Set (GDS) 7 testing, GDS 8 development
- Assignment of all defects to a GDS



Batch Performance

- Batch performance improvements and time savings
- Metrics on increased case loads from CalWIN
- Production batch window



CalWIN Implementation Readiness

- UAT, County Data Validation, Process Simulation planning and preparation
- County communications
- Change Discussion Guides
- Contingency Planning



Development and Implementation

- CalSAWS and BenefitsCal releases
- Post implementation support

Adjourn Meeting

