

CalSAWS

California Statewide Automated Welfare System

Design Document

CA-207180 DDID 2097

Add the Legal Authority field to the Protective
Custody Authority Detail Page

CalSAWS	DOCUMENT APPROVAL HISTORY	
	Prepared By	Darren Goostree
	Reviewed By	Amy Gill

DATE	DOCUMENT VERSION	REVISION DESCRIPTION	AUTHOR
03/28/2019	1.0	Initial	Darren Goostree
5/6/2019	1.1	Adding Batch changes	Avi Bandaranayake
07/25/2019	1.2	Updated section numbering for 2.3 section based on Deliverable Comments.	Melissa Mendoza

DRAFT

Table of Contents

1	Overview	4
1.1	Current Design.....	4
1.2	Requests	4
1.3	Overview of Recommendations	4
1.4	Assumptions	4
2	Recommendations	5
2.1	Protective Custody Authority Detail.....	5
2.1.1	Overview.....	5
2.1.2	Protective Custody Authority Detail Mockup.....	5
2.1.3	Description of Changes.....	6
2.1.4	Page Location	6
2.1.5	Security Updates.....	6
2.1.6	Page Mapping.....	6
2.1.7	Page Usage/Data Volume Impacts	6
2.2	Data Change – Legal Authority Field Default Value	6
2.2.1	Overview.....	6
2.2.2	Description of Change	6
2.2.3	Estimated Number of Records Impacted/Performance	7
2.3	1.1 Foster Care Interface change.....	7
2.3.1	1.1.1 Overview.....	7
2.3.2	1.1.2 Description of Change.....	7
3	Requirements.....	7
3.1	Migration Requirements.....	7

1 OVERVIEW

1.1 Current Design

The Protective Custody Authority Detail page contains the Legal Authority Code field. This field is not mandatory and always displays on the page.

1.2 Requests

Per DDID 2097, add the Legal Authority field to the Protective Custody Authority Detail page. Update the Legal Authority Code to display based on the value in this new field.

1.3 Overview of Recommendations

Add the Legal Authority field to the Protective Custody Authority Detail page.

Update the Legal Authority Code field to dynamically display based on the value in the Legal Authority field.

Apply a data change to default the value of the new Legal Authority field based on the existing values of the Legal Authority Code field.

1.4 Assumptions

1. Counties that do not utilize the Legal Authority Code should always select the default value of 'No' in the Legal Authority dropdown field, which will hide the Legal Authority Code dropdown on the Protective Custody Authority Detail page.
2. There are no changes to EDBC logic with this SCR. For example, existing logic to set aid code 40 when the Legal Authority Code exists will continue, regardless of what data is entered in the Emergency Assistance (EA) section.

2 RECOMMENDATIONS

2.1 Protective Custody Authority Detail

2.1.1 Overview

Add the Legal Authority field to the Protective Custody Authority Detail page.

Update the Legal Authority Code field to dynamically display depending on the value in the Legal Authority field.



2.1.2 Protective Custody Authority Detail Mockup

Protective Custody Authority Detail

*- Indicates required fields


Save and Return Cancel

Child's Name: *
Grimwold Parks
The child was placed in protective custody.



Begin Date: *  **End Date:** 

SW/PO Name : **Select** **CWS/CMS Case Number:**

Legally Removed from Whom: **Relationship to Child:**


Physically Removed from Whom: **Physical Removal Date:** 


Legal Authority: Yes **Legal Authority Code: *** - Select -

Petition Date:  **Detention Order Date:** 

Emergency Assistance (EA)

Was the EA1 application approved?

Date of Risk: 

Not to Exceed Date: 

Save and Return Cancel

This Type_1 page took 0.59 seconds to load.

Figure 2.1.1 – Protective Custody Authority Detail Mockup

2.1.3 Description of Changes

- Add the Legal Authority field to the page. The values in this field are:
 - No
 - Yes

This field is not required, but it does not contain an empty option – one of the two available values is always selected. The default value for this field is No.

- Update the Legal Authority Code field to dynamically display based on the value of the Legal Authority field as follows:
 - Hide the field when Legal Authority has the value No
 - Display the field when Legal Authority has the value Yes

2.1.4 Page Location

Global: Eligibility

Local: Customer Information

Task: Placement Authority

2.1.5 Security Updates

N/A

2.1.6 Page Mapping

Add page mapping for the Legal Authority field.

2.1.7 Page Usage/Data Volume Impacts

N/A

2.2 Data Change – Legal Authority Field Default Value

2.2.1 Overview

Apply a data change to existing Los Angeles County records in CalSAWS to default the value of the Legal Authority field based on the value of the existing Legal Authority Code field.

2.2.2 Description of Change

Apply a data change to existing Los Angeles County records to default the value of the Legal Authority field based on the value of the Legal Authority Code field as follows:

- Default the field to Yes for all records with a non-null value in their Legal Authority Code field

- Default the field to No for all records with the null value in their Legal Authority Code field

2.2.3 Estimated Number of Records Impacted/Performance

Approximately 540,000 records will be affected by this change.

2.3 Foster Care Interface change

2.3.1 Overview

DCFS Data Mart sends information from CWS/CMS to LRS, which LRS uses to create and maintain Foster Care cases.

2.3.2 Description of Change

Update the LRS Foster Care interface to set the new Y/N value to Yes, if the Legal Authority Code exists. Otherwise, the Y/N field would default to N.

See Online changes and descriptions above.

Assume a new DB column will be added to store the Y/N value.

3 REQUIREMENTS

3.1 Migration Requirements

DDID #	REQUIREMENT TEXT	Contractor Assumptions	How Requirement Met
2097	<p>The CONTRACTOR shall update the Protective Custody Authority Detail Page to add a Legal Authority Y/N drop down field, defaulted to N. If Yes is selected, the existing Legal Authority Code drop down field will display.</p> <p>The CONTRACTOR shall update LRS interface to set the Y/N value to Yes, if the Legal Authority Code exists. Otherwise, the Y/N field would default to N.</p> <p>The CONTRACTOR shall create a Data Change to populate Los Angeles records.</p>	<p>The FC EDBC results will continue to set a State aid code, rather than an emergency assistance aid code, when a WIC Legal Authority Code is specified on the Protective Authority Detail page.</p>	<p>Legal Authority field added and default value set as described.</p> <p>Interface changed to populate Legal Authority field based on inbound value.</p>