

# CalSAWS

California Statewide Automated Welfare System

## **Design Document**

CA-201036 CIV-100500 – Last Date of  
Payment for Extended Foster Care

CalSAWS	DOCUMENT APPROVAL HISTORY	
	Prepared By	Yale Yee, Howard Suksanti, Anand Kulkarni
	Reviewed By	Jennifer Chen, Chris Larson, Prashant Goel, Akira Moriguchi, Christine Altavilla, Prakash Thota, Gopal Vedula

DATE	DOCUMENT VERSION	REVISION DESCRIPTION	AUTHOR
4/12/2018	1.0	Initial document	Yee Y
4/13/2018	1.2	Updated on Batch requirements	Howard Suksanti
5/8/2018	1.3	Updated with comments from design walkthrough meeting	Howard Suksanti
7/16/2018	1.4	Updated NOA requirements – Update NMD Age Rules NOA	Anand Kulkarni
9/10/2018	1.5	Updated Batch requirements to include Kin-GAP program	Howard Suksanti
1/14/2019	1.6	Updated Batch requirements to include ARC program	Howard Suksanti
6/4/2019	1.7	Updated Batch requirements to include changes on Batch EDBC and requirements on the KG Discontinuance batch job	Howard Suksanti
7/8/2019	1.8	Updated Batch requirements based on the review comments	Howard Suksanti
9/19/2019	1.9	Updated Batch requirements based on the review comments	Howard Suksanti
9/26/2019	2.0	Updated Correspondence based on Build review comments	Tiffany Huckaby
10/1/2019	2.1	Updated Batch requirements based on the review comments	Howard Suksanti
10/22/2019	2.2	Updated Correspondence under the section 2.4.2.5 and 2.4.3.5 based on the committee review comments	Tiffany Huckaby
10/23/2019	2.3	Updated Batch requirements Example 3 under the section 2.3.4.2 based on the committee review comments	Howard Suksanti
10/29/2019	2.4	Updated Task details on the new FC and KG tasks	Howard Suksanti
11/26/2019	2.5	Fix the Batch trigger conditions on section 2.3.4.2 and 2.3.5.2	Howard Suksanti

## Table of Contents

1	Overview.....	4
1.1	Current Design.....	4
1.2	Requests.....	4
1.3	Overview of Recommendations.....	4
1.4	Assumptions.....	4
2	Recommendations.....	5
2.1	Eligibility.....	5
2.2	To Stop Aid the Day Before an NMD Turns 21 Years Old (C-IV and LRS) .....	5
2.3	Batch.....	5
2.3.1	Add new Batch job to create tasks for FC or ARC child turning 21 years old (C-IV Only) 5	
2.3.2	Add new batch job to create tasks for KG child turns 21 years old (C-IV Only) 7	
2.3.3	Update the existing Batch EDBC (PB00E50X) to Discontinue FC and KG programs when the child reaches 21 years old (CalSAWS only).....	9
2.3.4	Add new daily batch job to trigger Batch EDBC when FC child turns 21 to prorate the benefit (CalSAWS only).....	10
2.3.5	Add new daily batch job to trigger Batch EDBC effective the month after FC child turns 21 to discontinue (CalSAWS only) .....	12
2.3.6	Add new monthly batch job to trigger Batch EDBC when KG child turns 21 (CalSAWS only).....	14
2.3.7	Add a new monthly batch job to Discontinue KG program when a child turns 21 (CalSAWS only) .....	15
2.4	Correspondence.....	16
2.4.1	Updates for FC Non-CCR Youth turns 21 Years of Age NOA (CalSAWS Only) ..	16
2.4.2	Updates for FC CCR Youth turns 21 Years of Age NOA .....	17
2.4.3	Updates for KG CCR Youth turns 21 Years of Age NOA.....	21
2.4.4	Updates for FC/KG Non-CCR NOA Reasons for Status Reason 'Age' (C-IV only) 24	
2.4.5	Add new Prorated FC/KG NOA Reason.....	25
3	SUPPORTING DOCUMENTS.....	27
4	Requirements .....	29
4.1	Project Requirements.....	29
5	MIGRATION IMPACTS.....	29
6	Outreach .....	30
6.1	Active NMD 21 years old or older .....	30

# 1 OVERVIEW

---

## 1.1 Current Design

A Non-Minor Dependent (NMD) that meets the eligibility criteria for Foster Care (FC), Approved Relative Caregiver (ARC), or Kin-GAP (KG) benefits is eligible for extended benefits until an NMD is 21 years old. An NMD is eligible for benefits until the end of the month in which an NMD turns 21 years old.

## 1.2 Requests

Per ACL 18-15 effective the date of implementation, an NMD on FC, ARC or KG program is eligible to receive benefits until the day before an NMD turns 21 years old. C-IV will add two new daily tasks sweep batch jobs that will run when an NMD is approaching 21 years old. In addition, CalSAWS will add two new daily batch EDBC sweep jobs that will run when an NMD turns 21 years old for Foster Care program and two new monthly Batch jobs for KG program.

## 1.3 Overview of Recommendations

An NMD is eligible for benefits in Foster Care, ARC or Kin-GAP until the day before their 21<sup>st</sup> birthday.

A batch sweep will be added to create automated tasks for FC/ARC/KG cases with an NMD that is approaching 21 years old in C-IV. In CalSAWS for Foster Care program, there will be two new daily batch jobs to trigger Batch EDBC on the day prior to an NMD child's 21<sup>st</sup> birthday. For KG program there will be two new monthly batch jobs to prorate the benefit and to discontinue the program after an NMD child turned 21.

Existing Discontinuance NOAs for 21 years of age reason (FC and KG) will be updated to use the new fragments. New change NOA will be added in CalSAWS to generate when the FC/KG benefits change for the last month of child's 21<sup>st</sup> birthday.

## 1.4 Assumptions

1. In C-IV, based on the new task generated before the child turns 21, the user will act to run Online EDBC for the current month to prorate the benefit and come up month to discontinue the case.
2. Retroactive discontinuance or overpayments should not be applied.
3. C-IV and CalSAWS will use system's existing NOA header and footers for FC and KG NOAs.
4. All updated and new NOAs for this effort will generate via Online and Batch EDBC.
5. "Batch 10-day cutoff" is a predefined date in LRS. Every year LRS identifies the exact date for each calendar month to be considered "Batch 10-day cutoff" and that date is used for Batch processing to allow enough time for Batch processing and Central Print to adhere to the policy defined 10-day NOA cutoff.

## 2 RECOMMENDATIONS

---

### 2.1 Eligibility To Stop Aid the Day Before an NMD Turns 21 Years Old (C-IV and LRS)

#### 2.2.1.1 Overview

An extended Foster Care payment for an NMD who turns 21 years old should stop no later than the day before an NMD's 21<sup>st</sup> birthday.

#### 2.2.1.2 Description of Changes

- Update the FC/KG EDBC, to prorate the benefits until the day before an NMD turns 21 years old after the implementation date of the SCR.
- Modify FC EDBC to have the implementation date 1<sup>st</sup> of the future month of the release date which is February 1<sup>st</sup>, 2020.
- Modify KG EDBC to have the implementation date 1<sup>st</sup> of the future future month of the release date which is March 1<sup>st</sup>, 2020 to follow 10-day NOA logic

**Example# 1:** FC Child turned 21 after implementation date January 27, 2020. An NMD turns 21 years old say on February 13, 2020. The FC EDBC for the benefit month of February 2020 will prorate benefits for February 1-12 and will discontinue the child from March 1<sup>st</sup>, 2020 onwards.

**Example# 2:** KG Child turned 21 after implementation date January 27, 2020. An NMD turns 21 years old say on February 13, 2020. The KG EDBC for the benefit month of February 2020 will not prorate benefits for February as this will cause overpayment and will discontinue the child from March 1, 2020 onwards.

**Technical Note:** ARC in C-IV is manual program and user need to prorate the benefits. ARC in LRS is embedded and part of the FC Program automation.

#### 2.2.1.3 Programs Impacted

Foster Care, Approved Relative Caregiver, Kin-GAP

### 2.3 Batch

#### 2.3.1 Add new Batch job to create tasks for FC or ARC child turning 21 years old (C-IV Only)

##### 2.3.1.1 Overview

An NMD that meets the eligibility criteria for FC or ARC benefits is eligible to Extended benefits until an NMD is 21 years old. As part of this SCR a new batch job will be created to generate a task for the current worker assigned to the FC or ARC program 30 days before the child turns 21 years old.

### 2.3.1.2 Description of Change

Add a new batch job to create a task when all the following conditions are met:

- o Program type is FC or ARC.
- o Program status is active as of the Batch Date.
- o Child status is active as of the Batch Date.
- o There is an active child placement as of the Batch Date.
- o Batch run date is 30 calendar days before child turns 21. If there is no batch run on the 30 days before child turned 21 then the batch job will create task on the next batch run date.

The new daily batch job will perform the below actions:

- o Create a task and assign to the currently assigned FC or ARC program worker with the task details specified below.

C-IV Task Details	FC or ARC Program
Trigger Condition	Trigger 30 calendar days before FC or ARC child turns 21 years old.
Automated Action Name	Foster Care/ARC: Non-Minor Dependent turning 21.
Automated Action Scenario	Batch has detected that a Foster Care or ARC Non-Minor Dependent will turn age 21 in the next 30 days.
Automated Action Program	FC, AR
Automated Action Source	Batch
Automated Action Run Date	Daily(Mon-Sat).
Automated Action Type	Create Task.
Automated Action Due Date	Default Due Date.
Task Initial Assignment	Current Program Worker.
Task Due Date	30 Calendar days.
Task Long Description	"[Foster Care / ARC} Program: {Child_Name} will turn 21 on {birth_date}. Please review eligibility."
Automated Action Status	Active

Task Type	FC or ARC NMD Turning 21
Task Sub-Type	N/A.
Task Priority	Medium
Task Expiration	No
Task Available Online	No
Task Available for Automation	Yes
Task Newly Assigned Indicator	5 Days

Developer Note: There will be one new task for both FC and ARC program. The Batch will pass parameter based on the program code to the Task Long Description.

### 2.3.1.3 Execution Frequency

System Business Days excluding Sundays and Holidays.

### 2.3.1.4 Key Scheduling Dependencies

N/A.

### 2.3.1.5 Counties Impacted

C-IV Counties only.

### 2.3.1.6 Data Volume/Performance

N/A.

### 2.3.1.7 Failure Procedure/Operational Instructions

Batch Support Operations staff will evaluate transmission errors and failures and determine the appropriate resolution (i.e., manually retrieving the file from the directory and contacting the external partner if there is an account or password issue, etc.)

## 2.3.2 Add new batch job to create tasks for KG child turns 21 years old (C-IV Only)

### 2.3.2.1 Overview

An NMD that meets the eligibility criteria for KG benefits is eligible to Extended Kin-GAP benefits until an NMD is 21 years old. As part of this SCR a new batch job will be created

to generate a task for the current worker assigned to the KG program 45 days prior to the child turning 21 years old.

### 2.3.2.2 Description of Change

Add a new batch job to create task when all the following conditions are met.

- Program type is KG.
- Program status is active as of the Batch Date.
- Child status is active as of the Batch Date.
- There is an active child placement as of Batch Date.
- Batch run date is 45 calendar days before child turns 21. If there is no batch run on the 45 days before child turns 21 then the batch job will create task on the next batch run date.

The new daily batch job will perform the below actions:

- Create a task and assign to the currently assigned KG program worker with the task details specified below:

C-IV Task Details	KG Program
Trigger Condition	Trigger 45 calendar days before KG child turns 21 years old.
Automated Action Name	Kin-GAP: Non-Minor Dependent turning 21.
Automated Action Scenario	Batch has detected that a Kin-GAP Non-Minor Dependent will turn age 21 in the next 45 days.
Automated Action Program	KG
Automated Action Source	Batch
Automated Action Run Date	Daily(Mon-Sat)
Task Initial Assignment	Current Program Worker.
Task Due Date	45 Calendar days.
Task Long Description	“Kin-GAP Program: {Child_Name} will turn 21 on {birth_date}. Please review eligibility.”
Automated Action Status	Active
Task Type	KG NMD Turning 21
Task Sub-Type	N/A.
Task Priority	Medium



Task Expiration	No
Task Available Online	No
Task Available for Automation	Yes
Task Newly Assigned Indicator	5 Days

### 2.3.2.3 Execution Frequency

System Business Days excluding Sundays and Holidays.

### 2.3.2.4 Key Scheduling Dependencies

N/A.

### 2.3.2.5 Counties Impacted

C-IV Counties only.

### 2.3.2.6 Data Volume/Performance

N/A.

### 2.3.2.7 Failure Procedure/Operational Instructions

Batch Support Operations staff will evaluate transmission errors and failures and determine the appropriate resolution (i.e., manually retrieving the file from the directory and contacting the external partner if there is an account or password issue, etc.)

## 2.3.3 Update the existing Batch EDBC (PB00E50X) to Discontinue FC and KG programs when the child reaches 21 years old (CalSAWS only)

### 2.3.3.1 Overview

Batch EDBC do not deny or discontinue a program when the program type is Foster Care, Kin-GAP, or AAP.

### 2.3.3.2 Description of Change

Update Batch EDBC to no longer skip when the EDBC result of a child welfare program is in 'Denied' or 'Discontinued' and the FC or KG child reached 21 years old.

There is no change for the AAP program. Batch EDBC will continue skipping for AAP programs when the EDBC result is 'Denied' or 'Discontinued'.

### 2.3.3.3 Counties Impacted

This functionality will apply to all counties after migration.

## 2.3.4 Add new daily batch job to trigger Batch EDBC when FC child turns 21 to prorate the benefit (CalSAWS only)

### 2.3.4.1 Overview

A Non-Minor Dependent (NMD) that meets the eligibility criteria for FC or ARC benefits is eligible to Extended benefits until an NMD is 21 years old. As part of this SCR a new daily batch job will be created to trigger batch EDBC when an active FC or ARC child turns 21 or the child age is over 21.

**Technical Note:** The CalSAWS system stores ARC programs with the same program code as FC program.

### 2.3.4.2 Description of Change

1. Create a CTCR to add a new Batch EDBC Sweep code for the journal entry Category 942 (Batch Eligibility Sweep Codes).

Batch EDBC Skip reason	Description
New/Update	New
Category Id	942
Short Decode Name	Prorate NMD turned 21
Long Decode Name	Prorate NMD turned 21
Begin date	Default / System Min Date / 01-JAN-00 00:00:00
End date	Default / System High Date /31-DEC-99 00:00:00

2. Add a new daily batch job to trigger Batch EDBC when all the following conditions are met.
  - o Program type is Foster Care (FC). This condition will include the ARC program since FC or ARC program are in the same program type in CalSAWS – (FC).
  - o Program status is active as of the Batch Date.
  - o Child status is active as of the Batch Date.
  - o There is an active child placement as of the Batch Date.
  - o One calendar day **before** the child's 21<sup>st</sup> birthday is between the Last Success Batch Run Date and Batch Date.
  - o There is no EDBC run (EDBC that has Accepted and Saved status) on the current month.Run

Note –

If there are no transactions coming from the interface prompting an EDBC trigger prior to the 21<sup>st</sup> Birthday, this new batch job will trigger EDBC on this case as highlighted in below Example 1. But if the system receives a transaction prompting an EDBC trigger prior to this new batch sweep the existing process will take over as highlighted in Example 2 (Placement End date) or Example 3 (Rate/Placement change).

Example 1 (FC, ARC):

The child's birthday is on April 15, 2020. The new batch job will trigger Batch EDBC on the case on the night of April 14, 2020. EDBC will set the budget end date to April 14, 2020 (The day prior to the child's 21<sup>st</sup> Birthday). EDBC will discontinue the program effective May 1, 2020. On the next day the new 21 years old batch sweep will not select the case again because the current month is already prorated.

EDBC result: April month is prorated.

Example 2 (FC program): (the new 21 years old batch and the existing placement end batch (PB19E450) happen on the same period)

The child's birthday is on April 15, 2020. The Los Angeles County Department of Children and Family Services (DCFS) Interface receives a placement end date on April 14<sup>th</sup>, 2020. Existing placement end batch functionality will run Batch EDBC on the night of April 14, 2020. EDBC will prorate the current month based on the placement date. After that 7 days following the placement end date, an existing negative action Batch (PB19E471) will trigger negative action EDBC to discontinue the case effective on May 1, 2020.

EDBC result: April month is prorated (By a placement end batch). May month the program is discontinued (By an existing negative action batch). The new 21 years old batch will not select the case because there is no active placement on the case as of April 15, 2020

Example 3 (FC program): (Existing Placement end or rate change transaction (PB19E448) received before batch run date of this new daily batch job)

If the system receives a placement or rate change transaction before April 14<sup>th</sup>, 2020 the existing batch EDBC (Placement/Rate change transaction) process will continue to trigger EDBC for the month of April and May.

When the receiving transaction is a Placement End which has an end date before the child birthday, then The System will prorate the benefit on the month of April till the date the placement is end.

When the receiving transaction is a Rate Change transaction. The system will process the rate change and will prorate the benefit on the month of April till the day before the child turned 21.

EDBC result:

For Placement End, April month is prorated (By existing Placement transaction). May month the program is discontinued. The new 21 years old batch will not select the case since the April benefit month is already prorated.

For Rate Change, April month is prorated (By existing Rate Change transaction till the day before the child turned 21). May month the program is discontinued. The new 21 years old batch will not select the case since the April benefit month is already prorated.

The new daily batch job will perform below actions.

- Trigger Batch EDBC effective the current month that the child turns 21 years old. Even though the batch run date is after the Batch 10 days cutoff, the batch will trigger EDBC effective on the current month to prorate.
- Trigger Batch EDBC in 'All Program' mode.
- Trigger regular Batch EDBC rules.

Note: The new batch will be run as part of the DCFS Batch EDBC.

### **2.3.4.3 Execution Frequency**

Daily except Sunday and Holidays. ii If there is no batch run on the one calendar day before child's 21<sup>st</sup> birthday then the batch job will trigger Batch EDBC on the next batch run date.

### **2.3.4.4 Key Scheduling Dependencies**

This new job will run before the existing DCFS Batch EDBC job.

### **2.3.4.5 Counties Impacted**

This job will be developed as a County Configurable batch job. C-IV counties can opt-in this daily batch job as part of CalSAWS migration.

### **2.3.4.6 Data Volume/Performance**

N/A.

### **2.3.4.7 Failure Procedure/Operational Instructions**

Batch Support Operations staff will evaluate transmission errors and failures and determine the appropriate resolution (i.e., manually retrieving the file from the directory and contacting the external partner if there is an account or password issue, etc.)

## **2.3.5 Add new daily batch job to trigger Batch EDBC effective the month after FC child turns 21 to discontinue (CalSAWS only)**

### **2.3.5.1 Overview**

A Non-Minor Dependent (NMD) that meets the eligibility criteria for FC or ARC benefits is eligible to Extended benefits until an NMD is 21 years old. As part of this SCR a new daily batch job will be created to trigger batch EDBC when an active FC or ARC child turns 21 or the child age is over 21.

### 2.3.5.2 Description of Change

1. Create a CTCR to add a new Batch EDBC Sweep code for the journal entry Category 942 (Batch Eligibility Sweep Codes).

Batch EDBC Skip reason	Description
New/Update	New
Category Id	942
Short Decode Name	Disc NMD turned 21
Long Decode Name	Disc NMD turned 21
Begin date	Default / System Min Date / 01-JAN-00 00:00:00
End date	Default / System High Date /31-DEC-99 00:00:00

2. Add a new daily batch job to trigger Batch EDBC when all the following conditions are met.
  - o Program type is Foster Care (FC). This condition will include the ARC program since FC or ARC program are in the same program type in CalSAWS – (FC).
  - o Program status is active as of the following month (the month after the child turns 21).
  - o Child status is active as of the following month.
  - o There is an active child placement as of the Batch Date.
  - o One calendar day **before** the child's 21<sup>st</sup> birthday is between the Last Success Batch Run Date and Batch Date or child's age is over 21.

The new daily batch job will perform below actions.

- o Trigger Batch EDBC effective the following month.
- o Trigger Batch EDBC in 'All Program' mode.
- o Trigger regular Batch EDBC rules.

Note: The new batch will be run as part of the DCFS Batch EDBC.

### 2.3.5.3 Execution Frequency

Daily except Sunday and Holidays.

### 2.3.5.4 Key Scheduling Dependencies

This new job will run before the existing DCFS Batch EDBC processing batch job.

### 2.3.5.5 Counties Impacted

This job will be developed as a County Configurable batch job. C-IV counties can opt-in this daily batch job as part of CalSAWS migration.

### 2.3.5.6 Data Volume/Performance

N/A.

### 2.3.5.7 Failure Procedure/Operational Instructions

Batch Support Operations staff will evaluate transmission errors and failures and determine the appropriate resolution (i.e., manually retrieving the file from the directory and contacting the external partner if there is an account or password issue, etc.)

## 2.3.6 Add new monthly batch job to trigger Batch EDBC when KG child turns 21 (CalSAWS only)

### 2.3.6.1 Overview

A Non-Minor Dependent (NMD) that meets the eligibility criteria for KG benefits is eligible to Extended benefits until an NMD is 21 years old. As part of this SCR a new monthly batch job will be created to trigger batch EDBC when an active KG child turns 21 or the child's age is over 21.

### 2.3.6.2 Description of Change

Add a new monthly batch job to trigger Batch EDBC when all the following conditions are met.

- Program type is Kin-GAP (KG).
- Program status is active effective the month following the batch date.
- Child status is active effective the month following the batch date.
- Child's 21<sup>st</sup> birthday is the month following the Batch Date.

The new monthly batch job will perform the below actions:

- Trigger Batch EDBC effective for the month in which the child turns 21.
- Trigger Batch EDBC in 'All Program' mode.
- Trigger regular Batch EDBC rules.
- The batch will run with the new sub type code - 'Prorate NMD turned 21'.

Note: The new batch will be run as part of the DCFS Batch EDBC.

### 2.3.6.3 Execution Frequency

3<sup>rd</sup> Business Day of the Month

#### **2.3.6.4 Key Scheduling Dependencies**

This new job will run before the existing DCFS Batch EDBC processing batch job.

#### **2.3.6.5 Counties Impacted**

This job will be developed as a County Configurable batch job. C-IV counties can opt-in this monthly batch job as part of CalSAWS migration.

#### **2.3.6.6 Data Volume/Performance**

N/A.

#### **2.3.6.7 Failure Procedure/Operational Instructions**

Batch Support Operations staff will evaluate transmission errors and failures and determine the appropriate resolution (i.e., manually retrieving the file from the directory and contacting the external partner if there is an account or password issue, etc.)

### **2.3.7 Add a new monthly batch job to Discontinue KG program when a child turns 21 (CalSAWS only)**

#### **2.3.7.1 Overview**

There is no Batch process to automatically discontinue KG children when the child's age is over 21.

#### **2.3.7.2 Description of Change**

Add a new monthly batch job to trigger Batch EDBC when all the following conditions are met:

- Program type is Kin-GAP (KG).
- Program status is active in the following month.
- Child status is active in the following month.
- Child's 21<sup>st</sup> birthday is in the current month or child's age is over 21.

The new monthly batch job will perform the below actions:

- Trigger Batch EDBC effective the following month.
- Trigger Batch EDBC in 'All Program' mode.
- Trigger regular Batch EDBC rules.
- The batch will run with the new sub type code - 'Disc NMD turned 21'.

Note: The new batch will be run as part of the DCFS Batch EDBC.

#### **2.3.7.3 Execution Frequency**

Monthly Batch 10 days cutoff.

### 2.3.7.4 Key Scheduling Dependencies

The new job will run before the existing DCFS Batch EDBC processing batch job.

### 2.3.7.5 Counties Impacted

This job will be developed as a County Configurable batch job. C-IV counties can opt-in this monthly batch job as part of CalSAWS migration.

### 2.3.7.6 Data Volume/Performance

N/A.

### 2.3.7.7 Failure Procedure/Operational Instructions

Batch Support Operations staff will evaluate transmission errors and failures and determine the appropriate resolution (i.e., manually retrieving the file from the directory and contacting the external partner if there is an account or password issue, etc.)

## 2.4 Correspondence

### 2.4.1 Updates for FC Non-CCR Youth turns 21 Years of Age NOA (CalSAWS Only)

#### 2.4.1.1 Overview

Currently the 'NMD Age Rules' NOA Reason is to inform the Foster Care provider that the cash aid is being stopped for Non-CCR FC when a Foster Care child reaches age 21. The effective date currently populates on the NOA is the last effective placement date. With this SCR, the effective date of discontinuance will be populated as the day before the child's 21<sup>st</sup> birthday and the 'Youth turns 21 Years of Age' NOA reason will generate instead of the 'NMD Age Rules Reason'.

See Supporting Documents #1 for updated 'NMD Age Rules' FDD.

#### 2.4.1.2 Update Variable Population for Existing Action Fragment

Currently the NMB Age Rules NOA generates with the following Action Fragment:

Update the variable population to the following for the new 'Youth turns 21 Years of Age' Reason:

Variable Name	Population	Format
EFFECTIVE_DATE	This date will be populated as the day before the child's 21 <sup>st</sup> birthday when generated with the 'Youth turns 21 Years of Age' Reason.	Arial Font Size 10  Example: "07/19/2019"



	Example: if the FC/KG Child's birthday is on 7/20/2019 then the effective date on this NOA will be populated as 7/19/2019.	
--	--	--

### 2.4.1.3 Update Reason Fragment for Child Turns 21

Existing 'NMD Age Rules' Reason for this NOA will be replaced by the 'Youth turns 21 Years of Age' Reason provided below:

**Existing Reason Fragment Text** (FC\_TN\_NMD\_AGE\_RULES\_T302):

'You no longer meet the age rules'

**Updated Reason Fragment Text** (FC\_TN\_YOUTH\_21YEARS\_AGE\_T313):

'The youth is turning 21 years of age on <BIRTHDAY>.'

### 2.4.1.4 Update Variable Population for 'Youth turns 21 Years of Age' Reason Fragment

Update the variable population to the following for the new 'Youth 21 Years of Age' Reason:

Variable Name	Population	Format
BIRTHDAY	This will populate with the Foster Care child's 21 <sup>st</sup> birthday.  Example: if the FC/KG Child's birthday is on 7/20/2019 then the effective date on this NOA will be populated as 7/20/2019.	Arial Font Size 10  Example: "07/20/2019"

## 2.4.2 Updates for FC CCR Youth turns 21 Years of Age NOA

### 2.4.2.1 Overview

Currently the 'Youth turns 21 Years of Age' NOA reason is to inform the Foster Care provider that the cash aid is being stopped and gets triggered for FC with CCR rates when a Foster Care child reaches age 21. With this SCR, Foster care payments for the month the child turns 21 will now be prorated. Since this existing NOA Action Fragment that generates for 'Youth turns 21 Years of Age' populates the monthly aid amount and not a prorated amount, a new action fragment will be created. This Recommendation will also add new reason verbiage to include the birth date and add a new Message to inform of MC eligibility.

### 2.4.2.2 Update the 'Youth turns 21 Years of Age' Action Fragment

Existing Action fragment in FC discontinuance NOA for the child turning 21 years of age will be replaced by the below new Action fragment. This new action fragment will be implemented in English and Spanish languages.

Fragment Name	Existing Action Text
C-IV: <b>ACTN_FC_KG_DISC</b> LRS: <b>FC_KG_TN_ACTION4</b>	Your case has been discontinued.  As of<Effective Date>, the county is Discontinuing your <Program Type> aid of \$<Monthly FC Rate> per month.  Here's why:

**New Action Fragment text:**

"Your case has been discontinued.

As of <EFFECTIVE\_DATE>, the county is discontinuing your <PGM\_TYPE> aid.

Here's why: "

Note: This new Action Fragment will be used for both Foster Care and Kin-GAP when the program has failed for 'Youth turns 21 Years of Age'.

### 2.4.2.3 Update Variable Population for new Action Fragment

Update the variable population to the following for the new Action Fragment:

Variable Name	Population	Format
EFFECTIVE_DATE	Populates with the day before the child turns 21 years.  Example: If the birthday of the child is on 6/11/2019 then the effective Date will be populated as 6/10/2019.	Arial Font Size 10  Example: "06/10/2019"
PGM_TYPE	Populates with the Program Name.  Example: Foster Care pulled from CT-18	Arial Font Size 10  Example: "Foster Care"

#### 2.4.2.4 Add new Generation Conditions for New Action Fragment

Trigger this new Action fragment when EDBC Discontinues a FC program that was receiving a CCR rate and the child is over 21 years of age the month prior to the EDBC Benefit Month.

#### 2.4.2.5 Update FC CCR Youth turns 21 Years of Age Reason Fragment

The existing Reason fragment that generates on FC Discontinuance NOAs for CCR rates for the Youth turns 21 Years of Age will be updated as below. The updated fragment will be implemented in English and Spanish languages.

Fragment Name	Existing Action Text
C-IV: RSN_FC_KG_AGE_21 LRS: FC_TN_YOUTH_21YEARS_AGE_T313	The youth is at least 21 years of age.

#### Updated Reason Fragment text:

"The youth is turning 21 years of age on <BIRTHDAY>.

Because <PERS\_NAME> was eligible for <PGM\_TYPE> on the day before his/her 21st birthday, he/she may be eligible to Medi-Cal until the month of his/her 26th birthday as long he/she lives in California."

Note: This updated Reason Fragment will be used for both Foster Care and Kin-GAP when the program has failed for 'Youth turns 21 Years of Age'. The second paragraph is not included for KG. The second paragraph will be dynamic and only generated for FC.

#### 2.4.2.6 Update Variable Population for 'Youth turns 21 Years of Age' Reason Fragment

Update the variable population to the following for the new 'Youth 21 Years of Age' Reason:

Variable Name	Population	Format
BIRTHDAY	This will populate with the Foster Care child's 21 <sup>st</sup> birthday.  Example: if the FC/KG Child's birthday is on 7/20/2019 then the effective date on this NOA will be populated as 7/20/2019.	Arial Font Size 10  Example: "07/20/2019"

PERS_NAME	Populates with the name (first and last) of the child on Foster Care program.	Arial Font Size 10 Bold  Example: "John Doe"
PGM_TYPE	Populates with the Program Name.  Example: Foster Care pulled from CT-18	Arial Font Size 10  Example: "Foster Care"

### 2.4.2.7 Update Generation Conditions for Updated Reason Fragment

Trigger this updated 'Youth turns 21 Years of Age' Reason fragment when EDBC Discontinues a FC program that was receiving a CCR rate and the child is over 21 years of age the month prior to the EDBC Benefit Month and the FC program fails for the reason of 'Age' (CT73\_81).

See Recommendation 2.4.4 for updates to C-IV for existing NOA Reason Fragments.

### 2.4.2.8 Add Regulations for Updated Reason

The following regulations (provided with the system regulation standards) will be displayed on the NOA for CCR FC when the case is discontinued for the reason the 'Youth turns 21 Years of Age':

**LRS:** Rules: These rules apply; you may review them at your local welfare office: AB 403, WIC 11460, 11463, 11464, 11364, 11387, 18358; ACL 18-15

**C-IV:** AB 403; W&I Code Section 11460; W&I Code Section 11463; W&I Code Section 11464; W&I Code Section 11364; W&I Code Section 11387; W&I Code Section 18358; ACL 18-15

Note: The above Regulations are listed as they will appear in the database and not the NOA. Existing C-IV regulation logic that consolidates the regulations by type will still apply.

### 2.4.2.9 Add New Message Fragment for 'Youth turns 21 Years of Age' Reason

A new Message fragment will be added in the system and will be used with the new 'Youth turns 21 Year of Age' NOA reason. This fragment informs the child about their Medi-Cal eligibility. This fragment will be implemented in English and Spanish languages.

**New Message Fragment text:**

“**Medi-Cal:** This Notice of Action does not change or stop Medi-Cal benefits. If there is any change in your Medi-Cal benefits, you will receive another Notice of Action.

**DO NOT THROW YOUR PLASTIC ID CARD AWAY.”**

Note: This new Message fragment will be used for both Foster Care and Kin-GAP when the program has failed for ‘Youth turns 21 Years of Age’.

**C-IV only:** The below Message fragment is generating on Foster Care Discontinuance NOAs. This message fragment in C-IV will be updated to be suppressed for Foster Care Discontinuance NOA when the case is discontinued, and the FC child is over 21 years of age as this language is provided in the new Message fragment.

**Existing Message Fragment Text (C-IV):**

“**Medi-Cal:** This Notice of Action does not change or stop Medi-Cal benefits. If there is any change in your Medi-Cal benefits, you will receive another Notice of Action.

**DO NOT THROW YOUR PLASTIC ID CARD AWAY.”**

**2.4.2.10 Update Generation Conditions for New Message Fragment**

Trigger this new Message fragment when EDBC Discontinues the FC program, and the child has reached 21 years of age.

**2.4.3 Updates for KG CCR Youth turns 21 Years of Age NOA**

**2.4.3.1 Overview**

The ‘Youth turns 21 Years of Age’ NOA is to inform the Kin-GAP provider that the cash aid is being stopped for CCR rates when a Kin-GAP child reaches age 21. This NOA also informs the provider the amount of Monthly cash aid that is being stopped. With this SCR, Kin-GAP payments for the month the child turns 21 are prorated. Since this existing NOA Action Fragment that generates for ‘Youth turns 21 Years of Age’ populates the monthly aid amount and not a prorated amount, a new action fragment will be created. This Recommendation will also add new reason verbiage to include the birth date and add a new Message to inform of MC eligibility.

**2.4.3.2 Update the ‘Youth turns 21 Years of Age’ Action Fragment**

Existing Action fragment in KG discontinuance NOA for the child turning 21 years of age will be replaced by the below new Action fragment. This new action fragment will be implemented in English and Spanish languages.

Fragment Name	Existing Action Text
---------------	----------------------

<p>C-IV: <b>ACTN_FC_KG_DISC</b> LRS: <b>FC_KG_TN_ACTION4</b></p>	<p>Your case has been discontinued.</p> <p>As of &lt;Effective Date&gt;, the county is Discontinuing your &lt;Program Type&gt; aid of \$&lt;Monthly FC Rate&gt; per month.</p> <p>Here's why:</p>
--	---

**New Action Fragment text:**

“Your case has been discontinued.

As of <EFFECTIVE\_DATE>, the county is discontinuing your <PGM\_TYPE> aid.

Here's why: “

Note: This new Action Fragment will be used for both Foster Care and Kin-GAP when the program has failed for 'Youth turns 21 Years of Age'.

**2.4.3.3 Update Variable Population for new Action Fragment**

Update the variable population to the following for the new Action Fragment:

Variable Name	Population	Format
EFFECTIVE_DATE	<p>Populates with the day before the child turns 21 years.</p> <p>Example: If the birthday of the child is on 6/11/2019 then the effective Date will be populated as 6/10/2019.</p>	<p>Arial Font Size 10</p> <p>Example: "06/10/2019"</p>
PGM_TYPE	<p>Populates with the Program Name.</p> <p>Example: Kin-GAP pulled from CT-18</p>	<p>Arial Font Size 10</p> <p>Example: "Kin-GAP"</p>

**2.4.3.4 Trigger Conditions for New Action Fragment**

Trigger this new Action fragment when EDBC Discontinues a KG program that was receiving a CCR rate and the child is over 21 years of age the month prior to the EDBC Benefit Month.

### 2.4.3.5 Update KG CCR Youth turns 21 Years of Age Reason Fragment

The existing Reason fragment that generates for KG NOAs for CCR rates for CCR rates for the 'Youth turns 21 Years of Age' will be updated as below. The updated fragment will be implemented in English and Spanish languages.

Fragment Name	Existing Action Text
C-IV: <b>RSN_FC_KG_AGE_21</b> LRS: <b>KG_TN_YOUTH_21YRS_K019</b>	The youth is at least 21 years of age.

#### Updated Reason Fragment text:

"The youth is turning 21 years of age on <BIRTHDAY>."

Because <**PERS\_NAME**> was eligible for <PGM\_TYPE> on the day before his/her 21st birthday, he/she may be eligible to Medi-Cal until the month of his/her 26th birthday as long he/she lives in California."

Note: This updated Reason Fragment will be used for both Foster Care and Kin-GAP when the program has failed for 'Youth turns 21 Years of Age'. The second paragraph is not included for KG. The second paragraph will be dynamic and only generated for FC.

### 2.4.3.6 Update Variable Population for 'Youth turns 21 Years of Age' Reason Fragment

Update the variable population to the following for the new 'Youth 21 Years of Age' Reason:

Variable Name	Population	Format
BIRTHDAY	This will populate with the Kin-GAP child's 21 <sup>st</sup> birthday.  Example: if the FC/KG Child's birthday is on 7/20/2019 then the effective date on this NOA will be populated as 7/20/2019.	Arial Font Size 10  Example: "07/20/2019"
PERS_NAME	Populates with the name (first and last) of the child on Kin-GAP program.	Arial Font Size 10 Bold  Example: " <b>John Doe</b> "
PGM_TYPE	Populates with the Program Name.	Arial Font Size 10

	Example: Kin-GAP pulled from CT-18	Example: "Kin-GAP"
--	------------------------------------	-----------------------

### 2.4.3.7 Add Regulations for Updated Reason

The following regulations (provided with the system regulation standards) will be displayed on the NOA for CCR KG when the case is discontinued for the reason the 'Youth turns 21 Years of Age':

**LRS:** Rules: These rules apply; you may review them at your local welfare office: AB 403, WIC 11460, 11463, 11464, 11364, 11387, 18358; ACL 18-15

**C-IV:** AB 403; W&I Code Section 11460; W&I Code Section 11463; W&I Code Section 11464; W&I Code Section 11364; W&I Code Section 11387; W&I Code Section 18358; ACL 18-15

Note: The above Regulations are listed as they will appear in the database and not the NOA. Existing C-IV regulation logic that consolidates the regulations by type will still apply.

### 2.4.3.8 Add New Message Fragment for 'Youth turns 21 Years of Age' Reason

A new Message fragment will be added in the system and will be used with the new 'Youth turns 21 Year of Age' NOA reason. This fragment informs the child about their Medi-Cal eligibility. This fragment will be implemented in English and Spanish languages.

**New Message Fragment text:**

**"Medi-Cal:** This Notice of Action does not change or stop Medi-Cal benefits. If there is any change in your Medi-Cal benefits, you will receive another Notice of Action.

**DO NOT THROW YOUR PLASTIC ID CARD AWAY."**

Note: This new Message fragment will be used for both Foster Care and Kin-GAP when the program has failed for 'Youth turns 21 Years of Age'.

## 2.4.4 Updates for FC/KG Non-CCR NOA Reasons for Status Reason 'Age' (C-IV only)

### 2.4.4.1 Overview

C-IV currently has existing fragments regarding Age. These fragments require updates to work with the new 'Youth turns 21 Years of Age' reason.



### 2.4.4.2 Update Existing 'Age' Fragments for FC and KG (C-IV only)

Update Rules for Non-CCR rates for FC and KG when the program failure status reason is 'Age' (CT-73, Code-81) as below

- When the FC/KG Child's age is over 21, generate **RSN\_FC\_KG\_AGE\_21** fragment.
- When the FC/KG Child's age is over 18, generate the existing reason fragments based on the program
  - For FC **RSN\_AGE\_CHILD\_IN\_FC** fragment will be generated
  - For KG **RSN\_KG\_FAILURE\_DUE\_TO\_AGE** fragment will be generated.

## 2.4.5 Add new Prorated FC/KG NOA Reason

### 2.4.5.1 Overview

Foster Care (FC) and Kin-GAP (KG) programs will be discontinued effective the 21<sup>st</sup> birthday of the child on the program. Last month of the aid is prorated and will be less than the monthly cash aid. Providers are required to be informed of the change in benefits due to the program discontinuance. A new NOA reason will be added to inform the FC and KG providers about the change in benefits due to the child turning 21 years old. This new reason will be added in English and Spanish language only.

### 2.4.5.2 Add new Prorated FC/KG Reason

A new NOA reason will be added to the system to inform the providers the change in benefits due to child turning 21 years.

See Supporting Documents #4 for NOA FDD.

#### **New Reason Fragment text:**

"The cash aid payment for your <MONTH\_YEAR> aid is only for part of the month. It is from the beginning of the month through the day before <PERS\_NAME> turns 21 years of age."

### 2.4.5.3 Add Variable Population for new Prorated FC/KG Reason

Update the variable population to the following for the new Prorated FC/KG Reason:

Variable Name	Population	Format
PERS_NAME	Populates with the name (first and last) of the child on Foster Care/Kin-GAP program.	Arial Font Size 10  Example: "John Doe"
MONTH_YEAR	Month in which the child turns 21 years age.	Arial Font Size 10

	Example: Child birthday is on 15th May 2019 then it would display as 05/2019.	Example: "05/2019"
--	---	--------------------

#### 2.4.5.4 Add Generation for new Prorated FC/KG Reason

Trigger when the EDBC is run for the month the child is turning 21 and benefits change.

#### 2.4.5.5 Add new Prorated FC/KG Action

A new NOA action will be added to the system to inform the providers the change in benefits due to child turning 21 years.

See Supporting Documents #5 for Action Fragment FDD.

#### LRS Action Fragment for new Reason:

"As of <EFFECTIVE\_DATE>, the county is Changing your <PGM\_TYPE> aid from <PRIOR\_BENEFIT\_AMT> to <NEW\_BENEFIT\_AMT>. This aid is for: <PERS\_NAME>

Here's why:"

#### 2.4.5.6 Add Variable Population for new Prorated FC/KG Action

Update the variable population to the following for the new Prorated FC/KG Action:

Variable Name	Population	Format
EFFECTIVE_DATE	Populates with day before the child's 21 <sup>st</sup> birthday.	Arial Font Size 10  Example: "John Doe"
NEW_BENEFIT_AMT	Authorized amount in the current edbc.	Arial Font Size 10  Example: "\$100.00"
PERS_NAME	Name of the child on FC/KG Case.  Example: Child birthday is on 15th May 2019 then it would display as 05/2019.	Arial Font Size 10  Example: "John Doe"
PGM_TYPE	Program name either "Foster Care" or "Kin-GAP"	Arial Font Size 10  Example: "Foster Care"

PRIOR_BENEFIT_AMOUNT	Authorized amount in the last EDBC. This will be the prior EDBC from the same month, or if there is no EDBC in the same month the latest run and saved EDBC from the prior month.	Arial Font Size 10  Example: "\$100.00"
----------------------	---	--

### 2.4.5.7 Add Regulation for new Prorated FC/KG Reason

The following regulation will be displayed on the NOA for Foster Care and Kin-GAP when the new Prorated FC/KG Reason generates on an NOA.

**New Regulation:** ACL 18-15

## 2.4.6 CalSAWS only: Add Spanish version of the existing FC NOA Budget and KG NOA Template

### 2.4.6.1 Overview

The new FC Reason fragments in Recommendations 2.4.2.5 and 2.4.3.5 will generate with the existing FC Budget fragment (BUDGT\_FC\_APPROVAL) and the KG Reasons will generate on the existing KG NOA Template. These fragments are currently not available in Spanish.



### 2.4.6.2 Add FC NOA Budget in Spanish


Add the Spanish translation version of the existing FC NOA Budget provided in Supporting Documents #9.

### 2.4.6.3 Add KG NOA Template in Spanish

Add the Spanish translation version of the existing KG NOA Template provided in Supporting Documents #10.

## 3 SUPPORTING DOCUMENTS

Number	Functional Area	Description	Attachment
1	NOA	NMD Age Rules NOA FDD	 NOA_T302T_6244_S PD.docx
2	NOA	Youth is at least 21 Years of Age NOA for CCR and Non-CCR Rate changes.	 FC 21 Years FDD.docx

3	NOA	New Action Fragment FDD for Foster Care and Kin-Gap	 FC KG Disc Action FDD.docx
4	NOA	New Change NOA SPD for FC and KG	 NOA_FC_KG_Change_21_Years_Age_SPD
5	NOA	New Action Fragment FDD for FC/KG Benefits change due to 21 years age	 FC_KG_Change_ACTION_Age_21_FDD.docx
6	NOA	FC/KG Discontinuance Message fragment	 NOA_FC_KG_Discontinuer_Message_FDD
7	NOA	FC/KG Discontinuance NOA Example for child turning 21	 FC_KG_Discontinuer_NOA_Example-21_Years.pdf
8	NOA	Youth is at least 21 Years of Age NOA for KG.	 KG 21 Years FDD.docx
9	NOA	FC NOA Budget FDD	 NOA_FC_Approval_Change_Budget_FDD.docx
10	NOA	KG NOA Template FDD	 NOA_KG_TEMPLATE_FDD.docx

## 4 REQUIREMENTS

### 4.1 Project Requirements

REQ #	REQUIREMENT TEXT	How Requirement Met
2.8.1.15	The LRS shall determine the effective start and end date of eligibility and the Redetermination, Recertification, and/or Annual Agreement period for all individuals for all applicable programs.	The system will grant Extended Foster Care benefits to an NMD until the day before an NMD turns 21 years old.
3.1.15. d	Batch interface with other systems (according to COUNTY-specified criteria).	Based on the County specified criteria Monthly batch job is performed.

## 5 MIGRATION IMPACTS

At migration C-IV Counties can choose to opt-in to use the new auto trigger EDBC Batch jobs instead of a Task Sweep Batch job. The Task Sweep Batch job will be turned off when the County selected to opt-in.

Number	Functional Area	Description	Impact	Priority	Address Prior to Migration?
1	Foster Care/ AAP/ ARC/ Kin- GAP	<b>C-IV:</b> New daily task sweep batch jobs for an NMD turns 21 years old <b>LRS:</b> No Task	The Task Management implementation is different in both systems. During migration a common solution for all tasks will be implemented in CalACES	High	No

## 6 OUTREACH

---

### 6.1 Active NMD 21 years old or older

A list of cases where an NMD child is active on a FC/ARC/KG case and 21 years old or older will be provided with the Standard List Columns for each program.

NOTE: Standard List Columns and the location of the lists on SharePoint is provided below:

- 1) Case Name
- 2) Case Number
- 3) County
- 4) Unit
- 5) Unit Name
- 6) Office Name
- 7) Worker ID
- 8) Worker Name
- 9) Facility Name

In CalACES after the SCR implemented in production, the case listing details will be posted at the below location:

CalACES SharePoint > Web Portal > System Changes > SCR and SIR Lists > 2019  
> SCR 201036

In C-IV after the SCR implemented in production, the case listing details will be posted at the below location:

CalACES SharePoint > Web Portal > System Changes > SCR and SIR Lists > 2019  
> SCR 100500

# CalSAWS

California Statewide Automated Welfare System

## **Design Document**

CA-204814 CIV-541 Update WDTIP Outbound file writer to not allow LD02 transactions to be generated for WTW supportive services participation records

CalSAWS	DOCUMENT APPROVAL HISTORY	
	Prepared By	Sowmya Coppisetty
	Reviewed By	Balakumar Murthy, Chris Larson

DATE	DOCUMENT VERSION	REVISION DESCRIPTION	AUTHOR
08/19/2019	1.0	Initial Design	Sowmya Coppisetty
9/17/2019	1.1	Updated design with inputs from committee	Sowmya Coppisetty
12/10/2019	1.2	Added details on the one time clean up file.	Howard Suksanti



## Table of Contents

1	Overview .....	4
1.1	Current Design.....	4
1.2	Requests .....	4
1.3	Overview of Recommendations .....	4
1.4	Assumptions .....	4
2	Recommendations .....	5
2.1	WDTIP Outbound writer for WTW/REP Programs .....	5
2.1.1	Overview.....	5
2.1.2	Description of Change .....	5
2.1.3	Execution Frequency .....	5
2.1.4	Counties Impacted .....	5
2.1.5	Interface Partner.....	5
2.2	One time Clean up file to WDTIP .....	6
2.2.1	Overview.....	6
2.2.2	Description of Changes.....	6
2.2.3	Interface Partner.....	6
3	Requirements.....	7
3.1	Project Requirements .....	7
4	Migration Impacts .....	7
5	Outreach .....	7
6	Appendix.....	8

# 1 OVERVIEW

---

The WDTIP outbound interface sends changes to the program participation or Time Limit clock for adult participants known to the WDTIP and CDSS. LRS WDTIP outbound interface writes the below two transactions out of 10 transactions to individual files before merging them into a single file and sending it to WDTIP to accurately calculate the time-on-aid clocks for TANF, CalWORKs and Welfare to Work programs.

LD02- The transaction LD02 is used to identify a customer's participation in a cash assistance program's (CalWORKs, Refugee Cash Assistance (RCA), Homeless (Temp) Assistance, Homeless (Perm) Assistance).

LD06- This transaction is sent when the participant of WTW program starts receiving supportive services.

## 1.1 Current Design

Currently, when the participant of WTW program starts receiving supportive services the WDTIP Outbound Interfaces writes both Program Participation Transaction (LD02) and Supportive Services Only Transaction (LD06) instead of only LD06 into the WDTIP Outbound File.

## 1.2 Requests

- Update the WDTIP LD02 transaction writer to not allow LD02 transactions to be generated when a former participant (e.g. CalWORKs discontinued, CalWORKs timed-off, or Family Reunification participant on a zero-grant case – 4P/4R) is not receiving cash aid, but is only receiving child care, case management or supportive services.
- Send one-time Clean up file to WDTIP to delete historical records for the LD02 transactions that were sent in the WDTIP Outbound file for Retention Services (WTW) time limit program participation records

## 1.3 Overview of Recommendations

- To update the WDTIP Outbound writer to not allow LD02 transaction to be generated when a participant of WTW program starts receiving supportive services.
- Create a one-time WDTIP Outbound file with LD02 DISC transactions generated for all historical Retention Services (WTW) time limit program participation records and send it to WDTIP.
- Provide a detailed list of all the WTW program persons for which historical LD02 transactions were generated in the WDTIP outbound file for Retention Services (WTW) time limit program participation records.

## 1.4 Assumptions

- No changes will be made to the LD03 transaction writer and the LD03 transactions will continue to be generated when a customer signs the WTW plan.

- Post 19.11 SCR CA-207340/DDID 1367 the “Welfare to Work” Program on the Cash Aid Time Limit Month Detail page will be referred to as “Retention Services”
- The Cash Aid Time Limit Month Detail page will continue to display Count for TANF, Don’t Count for CalWORKs, and N/A for WTW for “Supportive Services” time limit months, However, The TANF clock will count when employment indicator is 'No' and will not count when the employment indicator is 'Yes'.

## 2 RECOMMENDATIONS

---

### 2.1 WDTIP Outbound writer for WTW/REP Programs

#### 2.1.1 Overview

Currently, The WDTIP LD02 transaction writer allows LD02 transactions to be generated for participation in cash assistance programs (i.e. CalWORKs, Refugee Cash Assistance (RCA), Homeless (Temp) Assistance, Homeless (Perm) Assistance) and when a participant of WTW program starts receiving supportive services.

With this SCR, we will limit the LD02 transaction writer to generate LD02 transactions for participation in cash assistance programs. CalWORKs, Refugee Cash Assistance (RCA), Homeless (Temp) Assistance, Homeless (Perm) Assistance.

#### 2.1.2 Description of Change

Update the LD02 transaction writer to NOT allow the LD02 transactions to be generated and written into the WDTIP outbound file when a participant of WTW program starts receiving supportive services.

Note- Only LD06 transactions should be generated when a participant of WTW program starts receiving supportive services.

#### 2.1.3 Execution Frequency

Daily

#### 2.1.4 Counties Impacted

LRS and All CIV Counties

#### 2.1.5 Interface Partner

Welfare Data Tracking Implementation Project (WDTIP)

## 2.2 One time Clean up file to WDTIP

### 2.2.1 Overview

In order to sync up transactions in LRS, CIV and WDTIP systems a one-time clean up file will be generated and sent to WDTIP to delete historical LD02 transactions that were sent erroneously when a participant of WTW program was only receiving supportive services.

### 2.2.2 Description of Changes

Generate a one-time WDTIP outbound file that will include LD02 DISC transactions for all historical retention services (WTW) time limit program participation records to be sent to WDTIP.

Note 1- For each of the LD02 DISC transaction record in the one-time file the program status of Calworks, RCA, Immediate Need, and Homeless (Temp) Assistance, Homeless (Perm) Assistance should be discontinued and WTW program status should be active in the case for the time limit effective month.

Note 2-The list of LD02 DISC transactions that will be sent in the one-time file need to be shared with WDTIP by first week of December to ensure that a corresponding LD06 already exists in their system for each of the LD02 DISC transaction. The file will be sent by the LRS and CIV systems the week following the release of this SCR.

Note 3-(LRS ONLY) In December 2019, the CalSAWS project produced the list of LD02 Transactions prior to this SCR's scheduled release. Any new errant LD02 transactions that may be transmitted prior to the scheduled release will be transmitted to WDTIP in a supplemental file, starting the week following the release of this SCR. The file produced for CalSAWS in December, as well as the supplemental file (if required), will satisfy the overall requirement of generating a single cleanup file for historical LD02 transactions. This process will not affect C-IV.

### 2.2.3 Interface Partner

Welfare Data Tracking Implementation Project (WDTIP)

### 3 REQUIREMENTS

---

#### 3.1 Project Requirements

REQ #	REQUIREMENT TEXT	How Requirement Met
2.20.1.5	The LRS shall identify, determine the significance of, and report discrepancies between LRS Data received via external interfaces and existing applicant, participant, and/or case records.	Send one-time file to WDTIP clear historical records sent incorrectly.
2.20.1.2	The LRS shall trigger automated requests for LRS Data exchange of information with other systems, based on information captured during the application registration, application evaluation, intake, case maintenance, and referral processes.	Update triggers for LD02 transaction generation.

### 4 MIGRATION IMPACTS

---

N/A

### 5 OUTREACH

---

A detailed case list of all the WTW program persons will be provided for which LD02 transactions were generated in the WDTIP outbound file prior to this SCR for Retention Services (WTW) time limit program participation records.

The following columns will be included in the file-

1. County number
2. Office Number
3. CalWORKs Worker ID
4. Case Name
5. Case Number
6. Program Code
7. WTW Program – Current/Last Worker ID
8. WTW Program – Participant Name
9. WTW Program – Participant CIN Number
10. WTW Program- Transaction month
11. CalWORKs Program- Participant Last Month of Aid

## 6 APPENDIX

---



ICD WDTIP  
Outbound.docx



Copy of Case list  
for SCR SCR CA 2046



## **Design Document**

CA-49736 | CIV-102308 – Clean-up of MC  
Program Block for Individuals Active on CW



## DOCUMENT APPROVAL HISTORY

Prepared By	Renee Gustafson, Howard Suksanti
Reviewed By	Prashant Goel, Balakumar Murthy, Priya Subramaniam, Lena Lam, Akira Moriguchi, William Baretsky

DATE	DOCUMENT VERSION	REVISION DESCRIPTION	AUTHOR
11/13/2018	.01	Original Draft	Renee Gustafson
2/15/2019	.02	Updated Batch recommendation sections	Howard Suksanti
3/20/2019	.03	Updated MC EDBC rules and eHIT sections	Renee Gustafson
7/5/2019	.04	Updated MC EDBC rules and eHIT sections	Renee Gustafson
7/17/2019	.05	Updated Batch recommendation sections based on the review comments	Howard Suksanti
7/23/2019	.06	Updated Batch recommendation sections based on the review comments	Howard Suksanti
8/19/2019	.07	Removed RCA from cash-based Medi-Cal programs	Renee Gustafson
8/28/2019	.08	Updated on section 1.1	Howard Suksanti
8/29/2019	.09	Updated on sections 2.1.2, 2.2.2, and 2.4.2	Howard Suksanti
09/27/2019	1.0	Clarified sections 2.5 and 2.6 to include current functionality for other MAGI EDBC sweeps. Clarified that OPA should be considered in sections 2.1 and 2.2	Renee Gustafson
12/5/2019	1.1	Updated section 2.7.2 to reflect that the Eligibility changes apply to MAGI-Only mode	



# Table of Contents

1	Overview .....	5
1.1	Current Design.....	5
1.2	Requests .....	6
1.3	Overview of Recommendations .....	6
1.4	Assumptions .....	7
2	Recommendations .....	8
2.1	Medi-Cal Eligibility Rules.....	8
2.1.1	Overview.....	8
2.1.2	Description of Changes.....	8
2.1.3	Programs Impacted .....	8
2.2	eHIT.....	9
2.2.1	Overview.....	9
2.2.2	Description of Change .....	9
2.2.3	Counties Impacted.....	9
2.2.4	Interface Partner.....	9
2.3	Duplicate Non-MAGI Medi-Cal Clean-up Batch EDBC Sweep .....	10
2.3.1	Overview.....	10
2.3.2	Description of Change .....	10
2.3.3	Execution Frequency .....	11
2.3.4	Key Scheduling Dependencies.....	11
2.3.5	Counties Impacted .....	11
2.3.6	Failure Procedure/Operational Instructions.....	11
2.4	Duplicate MAGI Medi-Cal Clean-up Batch MAGI Sweep .....	12
2.4.1	Overview.....	12
2.4.2	Description of Change .....	12
2.4.3	Execution Frequency .....	12
2.4.4	Key Scheduling Dependencies.....	13
2.4.5	Counties Impacted .....	13
2.4.6	Failure Procedure/Operational Instructions.....	13
2.5	LRS only: Add Batch MAGI EDBC Sweep for Duplicate MC .....	14
2.5.1	Overview.....	14
2.5.2	Description of Change .....	14
2.5.3	Execution Frequency .....	14

2.5.4	Key Scheduling Dependencies .....	14
2.5.5	Counties Impacted .....	14
2.5.6	Failure Procedure/Operational Instructions.....	14
2.6	C-IV only: Update Find DER for EDBC Sweep job for Duplicate MC .....	15
2.6.1	Overview.....	15
2.6.2	Description of Change .....	15
2.6.3	Execution Frequency .....	15
2.6.4	Key Scheduling Dependencies.....	15
2.6.5	Counties Impacted .....	16
2.7	Automated Regression .....	16
2.7.1	Overview.....	16
2.7.2	Description of Changes.....	16
3	Requirements.....	17
3.1	Project Requirements .....	17
4	Outreach.....	18
5	Appendix.....	19
5.1	The System .....	19
5.2	Existing NOA functionality for Duplicate Aid.....	19
5.2.1	Non-MAGI Medi-Cal Discontinuance.....	19
5.2.2	MAGI Medi-Cal Discontinuance .....	20

# 1 OVERVIEW

---

The intent of this SCR is to clean-up The System to discontinue individuals from Medi-Cal who are active in both cash-based Medi-Cal through the CalWORKs program and Medi-Cal. The SCR will update Medi-Cal EDBC MAGI-only mode to discontinue an individual from MAGI Medi-Cal who is also active in any cash-based Medi-Cal and to inform CalHEERS when an individual is in any cash-based Medi-Cal program so CalHEERS can determine the individual not eligible to MAGI Medi-Cal.

## 1.1 Current Design

Medi-Cal EDBC rules will discontinue an individual from Non-MAGI Medi-Cal who is also active in another cash-based Medi-Cal program when Medi-Cal EDBC is run in Full Medi-Cal Hierarchy mode; however, Medi-Cal EDBC rules will only discontinue an individual from MAGI Medi-Cal who is also active on cash-based Medi-Cal through the CalWORKs program when running in MAGI-only mode. This incorrectly allows the individual to remain active in both MAGI Medi-Cal and another cash-based Medi-Cal program (other than CalWORKs).

When an individual is active on CalWORKs, The System communicates to CalHEERS that the individual is already a beneficiary of Medi-Cal in Medi-Cal Eligibility Data System (MEDS) which provides Minimal Essential Coverage (MEC) by sending 'MEDS-MEC' Administrative (Admin) Verification = 'Yes' in an Eligibility Determination Request (EDR); however, when an individual is a beneficiary on any other cash-based Medi-Cal (other than CalWORKs), The System does not send 'MEDS-MEC' Admin Verification = Yes in the EDR so CalHEERS may determine the individual MAGI Medi-Cal Eligible. This allows an individual to be active on both a cash-based Medi-Cal program (other than CalWORKs) and MAGI Medi-Cal.

When an individual is discontinued from the CalWORKs program, The System auto-tests the individual for Medi-Cal to provide continuity of medical coverage. Often, these individuals are active in Medi-Cal and then will subsequently have their CalWORKs termination rescinded, at which time the worker should run Medi-Cal EDBC to discontinue the Medi-Cal program for 'Gets CalWORKs'. When Medi-Cal EDBC is not run together with the CalWORKs rescind, the individual remains active on both CalWORKs and Medi-Cal.

## 1.2 Requests

- Medi-Cal EDBC rules shall determine an individual ineligible to Medi-Cal when an individual is also active in any cash-based Medi-Cal regardless of EDBC mode (Full Medi-Cal Hierarchy and MAGI-only).
- The System should inform CalHEERS that an individual is receiving MEDS-MEC in an EDR when the individual is active in any cash-based Medi-Cal.
- Run an on-going batch to discontinue the Medi-Cal for individuals who are in both Medi-Cal and CalWORKs as long as the most recently authorized EDBC was for CalWORKs.
- Add new Batch EDBC Sweep job that will trigger EDBC when the System receives a DERs that is associated to an EDR that initiated by the Duplicate Medi-Cal Clean-up batch (LRS only).
- Update the existing Find DER for EDBC Sweep job (PB00E120) to include DERs that is associated to an EDR that initiated by the Duplicate Medi-Cal Clean-up batch (C-IV only).
- Provide a one-time list to the workers for the rest of the population active in both cash-based Medi-Cal and Medi-Cal after the Duplicate Medi-Cal Clean-up batch is run the first time; the workers can use the existing Duplicate Aid Report to follow up after the initial batch run and list clean up.

## 1.3 Overview of Recommendations

- Update Medi-Cal EDBC MAGI-only mode rules to close an individual when they are active in any cash-based Medi-Cal.
- Update eHIT to send MEDS-MEC Admin Verification = Yes when an individual is active in any cash-based Medi-Cal.
- Create a Duplicate Non-MAGI Medi-Cal Clean-Up Batch EDBC sweep to identify individuals active on both CalWORKs and Non-MAGI Medi-Cal. The batch will run prior to Batch 10-day cutoff and will only pick up individuals where the last Accepted and Saved EDBC was for CalWORKs.
- Create a Duplicate MAGI Medi-Cal Clean-Up Batch MAGI sweep to identify individuals active on both CalWORKs and MAGI Medi-Cal. The batch will run prior to Batch 10-day cutoff and will only pick up individuals where the last Accepted and Saved EDBC was for CalWORKs.
- Add a new Batch EDR Run Reason code for "Duplicate Medi-Cal Clean-up".
- LRS only: Add a new Batch MAGI EDBC Sweep job that will trigger EDBC when LRS receives a DER associated to an EDR initiated by the Batch EDR Run Reason "Duplicate Medi-Cal Clean-up."
- C-IV only: Update the existing Find DER for EDBC Sweep job to include DERs associated to an EDR initiated by the Batch EDR Run Reason "Duplicate Medi-Cal Clean-up."
- Provide a one-time list to the workers of individuals active in both cash-based Medi-Cal and Medi-Cal after the Duplicate Medi-Cal Clean-up batch is run the first time.

## 1.4 Assumptions

- “Batch 10-day cutoff” is a predefined date in LRS. Every year LRS identifies the exact date for each calendar month to be considered “Batch 10-day cutoff” and that date is used for Batch processing to allow sufficient time for Batch processing and Central Print to adhere to the policy defined 10-day NOA cutoff.

Policy defined 10-day NOA cutoff is as follows: a timely NOA must be mailed 10 calendar days before the effective date of action whenever the action is a discontinuance or other adverse action. The 10-day period does not include the date the notice is mailed nor the first day of the month the change will take effect. There are exceptions to the 10-day NOA cutoff requirement and if an exception applies, it will be described in the Recommendations.

- There will be no new NOAs or correspondence automation as part of this SCR. See appendix for “Existing NOA functionality for Duplicate Aid”
- The System will use Person ID as the unique indicator to determine if an individual is active in both cash-based Medi-Cal and Medi-Cal.

DRAFT

## 2 RECOMMENDATIONS

---

### 2.1 Medi-Cal Eligibility Rules

#### 2.1.1 Overview

Update Medi-Cal EDBC rules for MAGI-only mode to close an individual when they are active in any cash-based Medi-Cal program.

#### 2.1.2 Description of Changes

1. Update the Medi-Cal EDBC MAGI-only mode rules to set an individual's Role and Role Reason in the Medi-Cal program per the table below when the individual is a beneficiary in any of the following cash-based Medi-Cal programs (this includes in other counties in the same system and Other Program Assistance (OPA) records effective for the same EDBC benefit month):

Cash-based Medi-Cal Program	Role	Role Reason
AAP	UP	Gets AAP
ARC	UP	Gets ARC
CalWORKs	UP	Gets CalWORKs
Foster Care	UP	Gets FC
Kin-GAP	UP	Gets Kin-GAP
SSI	UP	Gets SSI
SSI/SSP	UP	Gets SSI/SSP

#### 2.1.3 Programs Impacted

Medi-Cal

## 2.2 eHIT

### 2.2.1 Overview

Update eHIT to send MEDS-MEC Admin Verification = Yes when an individual is active in any cash-based Medi-Cal.

### 2.2.2 Description of Change

1. Update eHIT functionality to send MEDS-MEC Admin Verification = "Y" in an EDR when the individual is found to be a beneficiary in any of the cash-based Medi-Cal programs below (this includes in other counties in the same system and OPA records effective for the same EDBC benefit month):

Cash-based Medi-Cal Program
AAP
ARC
CalWORKs
Foster Care
Kin-GAP
SSI
SSI/SSP

### 2.2.3 Counties Impacted

All 40 Counties

### 2.2.4 Interface Partner

CalHEERS

## 2.3 Duplicate Non-MAGI Medi-Cal Clean-up Batch EDBC Sweep

### 2.3.1 Overview

Create a new Duplicate Non-MAGI Medi-Cal Clean-up Batch EDBC Sweep to identify any individuals receiving both CalWORKs and Non-MAGI Medi-Cal simultaneously. The batch sweep will create records to be picked up by Batch EDBC to process all active Medi-Cal programs on the case.

### 2.3.2 Description of Change

1. **LRS only:** Add a CTCR for the journal entry when Batch EDBC runs for the Duplicate Medi-Cal Clean-up scenarios.

Batch Eligibility Sweep Codes	Description
New/Update	Update
Category ID	942
Code_num_identif	'Implementation TBD'
Short Decode Name	MC Duplicate Clean-up
Long Decode Name	Medi-Cal Duplicate Clean-up

Example journal entry created by Batch EDBC:

**Short Description:** Batch EDBC ran for [MONTH/YEAR]

**Long Description:** Batch EDBC ran for [MONTH/YEAR]. Batch EDBC processed for the Medi-Cal Program for the following reasons: MC Duplicate Clean-up

2. Create a new Duplicate Non-MAGI Medi-Cal Clean-up Batch EDBC Sweep as follows:
  - a. Identify the population for which to run Batch EDBC:
    - i. The individual is active on both CW and MC program.
    - ii. The individual is active with Role code of Member or Medi-Cal Member Only (MMO) on the CalWORKs program effective for the come-up month.
    - iii. The individual is an Active Member on the Medi-Cal Program effective for the come-up month. The Medi-Cal program on which the individual is active does not have to be on the same case or within the same County as the active CalWORKs program.
    - iv. The latest Accepted and Saved CalWORKs EDBC has a run date that is after the latest Accepted and Saved EDBC record for the Medi-Cal program.
    - v. No individual on the Medi-Cal program is Active on a MAGI Medi-Cal aid code.



- b. Create SYS\_TRANSACT records for the population above to be processed by Batch EDBC. The batch will trigger Batch EDBC with the following details:
  - i. Batch EDBC will be triggered with “Targeted Program” mode such that all Active Medi-Cal programs in the same case will run together.  
Developer Note: the PGM\_LIST column on the SYS\_TRANSACT record will be ‘MC’.
  - ii. Regular Batch EDBC mode.

### **2.3.3 Execution Frequency**

Monthly on the Batch 10-day cutoff.

### **2.3.4 Key Scheduling Dependencies**

The new job will be in the existing 10-day cutoff folder – R2M01CPC.

### **2.3.5 Counties Impacted**

All 40 Counties.

### **2.3.6 Failure Procedure/Operational Instructions**

Batch Support Operations staff will evaluate transmission errors and failures and determine the appropriate resolution (i.e., manually retrieving the file from the directory and contacting the external partner if there is an account or password issue, etc.)

## 2.4 Duplicate MAGI Medi-Cal Clean-up Batch MAGI Sweep

### 2.4.1 Overview

Create a new Duplicate MAGI Medi-Cal Clean-up Batch MAGI Sweep to identify any individuals receiving both CalWORKs and MAGI Medi-Cal simultaneously.

### 2.4.2 Description of Change

1. Add the following new Batch EDR Run Reasons code (CT\_2813). The new Batch EDR Run Reasons code will be used internally to identify the reason the System initiated an EDR.

Batch EDR Run Reasons	Description
New/Update	Update
Category ID	2813
Code_num_identif	'Implementation TBD'
Short Decode Name	MC Duplicate Clean-up
Long Decode Name	Medi-Cal Duplicate Clean-up
Reporting Indicator	Y

2. Create a new Duplicate MAGI Medi-Cal Clean-up Batch MAGI Sweep as follows):
  - a. Identify the population for which to send an EDR to CalHEERS:
    - i. The individual is active on both CW and MC program.
    - ii. The individual is active with role code of Member or Medi-Cal Member Only (MMO) on the CalWORKs program effective for the come-up month.
    - iii. The individual is an Active Member on the Medi-Cal Program effective for the come-up month. The Medi-Cal program on which the individual is active does not have to be on the same case or within the same County as the active CalWORKs program.
    - iv. The latest Accepted and Saved CalWORKs EDBC has a run date that is after the latest Accepted and Saved EDBC record for the Medi-Cal program.
    - v. At least one individual on the Medi-Cal program is Active on a MAGI Medi-Cal aid code.
  - b. Create CH\_TRANSACT records for Batch MAGI processing with the new Batch EDR Run Reason Code from section 2.4.2.1. Then as part of the existing process, Batch MAGI will send an EDR to CalHEERS for this population.

### 2.4.3 Execution Frequency

Monthly, one calendar day prior to the Batch 10-day cutoff.

#### **2.4.4 Key Scheduling Dependencies**

Before Batch MAGI Load MEM Cache job (PB00CH100).

#### **2.4.5 Counties Impacted**

All 40 Counties.

#### **2.4.6 Failure Procedure/Operational Instructions**

Batch Support Operations staff will evaluate transmission errors and failures and determine the appropriate resolution (i.e., manually retrieving the file from the directory and contacting the external partner if there is an account or password issue, etc.)

DRAFT

## 2.5 LRS only: Add Batch MAGI EDBC Sweep for Duplicate MC

### 2.5.1 Overview

Add a new batch job to auto-trigger EDBC for the Duplicate MAGI Medi-Cal Clean-up.

### 2.5.2 Description of Change

1. Add a new Batch MAGI EDBC Sweep job to trigger Batch EDBC for Medi-Cal programs where the DER received from CalHEERS was initiated by the Duplicate MAGI Medi-Cal Clean-up Batch MAGI Sweep job.
2. The new batch will trigger Regular Batch EDBC with a Targeted Program mode (All Active Medi-Cal programs in the same case) on the come-up month with the new sub type code of 'MC Duplicate Clean-up' (Section 2.3.2.1) when all the following are met:
  - a. Received DER is associated to an EDR that was initiated by the Duplicate MAGI Medi-Cal Clean-up Batch MAGI Sweep.
    - i. DER has a Batch indicator =Y.
    - ii. DER does not have any MAGI Pending Eligible individual.
    - iii. DER status is 'Reviewed'
    - iv. Medi-Cal EDBC was not run for the same program and benefit month.
    - v. EDBC was not run against this DER.
    - vi. EDR has an effective month of come-up month.

### 2.5.3 Execution Frequency

Daily except Sunday and Holiday

### 2.5.4 Key Scheduling Dependencies

Before the existing Batch EDBC processing job

### 2.5.5 Counties Impacted

Los Angeles County

### 2.5.6 Failure Procedure/Operational Instructions

Batch Support Operations staff will evaluate transmission errors and failures and determine the appropriate resolution (i.e., manually retrieving the file from the directory and contacting the external partner if there is an account or password issue, etc.)

## 2.6 C-IV only: Update Find DER for EDBC Sweep job for Duplicate MC

### 2.6.1 Overview

The Find DER for EDBC Sweep job triggers Batch EDBC when the DER received from CalHEERS is in response to an EDR sent by Batch MAGI. As part of this SCR, this job will be modified to also trigger Batch EDBC when a DER is received from CalHEERS associated with the EDR that is initiated from the Duplicate MAGI Medi-Cal Clean-up Batch MAGI Sweep job.

### 2.6.2 Description of Change

1. Modify the Find DER for EDBC Sweep job (PB00E120) to trigger Batch EDBC when DER received from CalHEERS was initiated by the Duplicate MAGI Medi-Cal Clean-up Batch MAGI Sweep job.
2. The batch will be updated to include an additional condition as specify below:
  - a. Trigger Regular Batch EDBC with Targeted Program mode (All Active Medi-Cal programs in the same case) on the come-up month with the new sub type code of 'MC Duplicate Clean-up' (Section 2.3.2.1) when all the following are met:
    - i. Received DER is associated to an EDR that was initiated by the Duplicate MAGI Medi-Cal Clean-up Batch MAGI Sweep.
    - ii. DER has a Batch indicator =Y.
    - iii. EDR has an effective month of come-up month.
  - b. Update the existing Batch MAGI EDBC skip functionality in the 'Find DER for EDBC Sweep job' (PB00E120) to skip the program when:
    - i. The Duplicate MAGI Medi-Cal Clean-up DER has any individual with MAGI Pending eligibility
    - ii. the Duplicate MAGI Medi-Cal Clean-up DER status is 'Complete'
    - iii. Medi-Cal EDBC was run for the same program and benefit month.
    - iv. EDBC was run against the Duplicate MAGI Medi-Cal Clean-up DER.

Note: The batch will trigger Batch EDBC without specifying an EDBC Run Reason.

### 2.6.3 Execution Frequency

No Change. Daily except Sunday and Holiday.

### 2.6.4 Key Scheduling Dependencies

No Change.

## 2.6.5 Counties Impacted

C-IV Counties.

## 2.7 Automated Regression

### 2.7.1 Overview

Create new automated test scripts to verify the MEDS-MEC Admin Verification value sent in EDRs and the EDBC logic for closing Medi-Cal programs if the individuals are active in any other cash-based Medi-Cal program.

### 2.7.2 Description of Changes

New automated test scripts will be created for the following scenarios.

1. For each of the following active programs, add a Medi-Cal program and Request MAGI. Verify that the EDR sends a value of MEDS-MEC Admin Verification = Yes.
2. For each of the following active programs, add a Medi-Cal program with **Full Medi-Cal Hierarchy not requested**. Run EDBC and verify that the Medi-Cal program is Denied with the appropriate person role and role reason.
3. For an active Medi-Cal program with **Full Medi-Cal Hierarchy not requested**, add each of the following programs. Run EDBC for both programs and verify that **the new program is made Active, while** the Medi-Cal program is Discontinued with the appropriate person role and role reason.

Programs to be covered

- a. CalWORKs
- b. Foster Care

Additional programs to be covered, if time allows

- a. AAP
- b. ARC
- c. Kin-GAP
- d. SSI (LRS only)
- e. SSI/SSP

### 3 REQUIREMENTS

---

#### 3.1 Project Requirements

REQ #	REQUIREMENT TEXT	How Requirement Met
2.20.1.1	The LRS shall provide for the support of system interfaces and integration necessary for the coordination of services with other federal, State, and COUNTY agencies and other external agencies, for the purposes of reducing paperwork, verification of LRS Data, and preventing the duplication of LRS Data entry.	This SCR will add batch jobs to send information to CalHEERS.
2.8.1.5	The LRS shall automatically evaluate/process ED/BC accounting for the impact of change(s) on all assistance units on a case, on an individual, and on any or all companion cases that could potentially be affected by the change(s).	This SCR will update the existing Batch EDBC Sweep job.

DRAFT

## 4 OUTREACH

---

1. Generate a one-time County list of individuals receiving medical coverage both from a cash-based Medi-Cal program and Medi-Cal after the batch is run the first time. List only the case number in which the individual is in the Medi-Cal program and include a column that lists the name of the cash-based MC program. The list will be processed by the Medi-Cal program worker.

The lists will display the standard columns:

- Case Name
- Case Number
- County
- Unit
- Unit Name
- Office Name
- Worker
- Benefit Month

**List Name:** Duplicate cash-based MC and MC

**Additional Columns:** CIN, Cash-based MC Program

**County Action:** Workers should review cases to ensure individuals are receiving medical coverage from both Cash based Medi-Cal program and Medi-Cal and run EDBC on the Medi-Cal program to discontinue, or review for appropriate action to the Medi-Cal program.

Lists will be posted to the following locations:

System	Path
LRS	CalACES Web Portal>System Changes>SCR and SIR Lists>2019>CA-49736
C-IV	CalACES Web Portal>System Changes>SCR and SIR Lists>2019>CIV-102308



## 5 APPENDIX

---

### 5.1 The System

Throughout this document, references to “The System” includes both the LRS and C-IV Systems.

### 5.2 Existing NOA functionality for Duplicate Aid

#### 5.2.1 Non-MAGI Medi-Cal Discontinuance

##### 5.2.1.1 Detected by The System during Medi-Cal EDBC

The System generates a Non-MAGI Medi-Cal Discontinuance NOA when an individual is discontinued from Non-MAGI Medi-Cal because The System detected duplicate aid on another cash-based Medi-Cal program with the following language:

<Person Name> is getting assistance from a Cash Aid program which includes automatic Medi-Cal benefits.

##### 5.2.1.2 Negative Action for ‘On Aid Another Case’

If the worker processed the discontinuance from leveraging the Negative Action reason of ‘On Aid Another Case’, The System will generate a Non-MAGI Medi-Cal Discontinuance NOA with the following language:

**LRS:** You are not eligible on this case as you are already receiving Medi-Cal in another County or household.

**C-IV:** <Person Name> already receives this same type of aid on another case.

## 5.2.2 MAGI Medi-Cal Discontinuance

### 5.2.2.1 Detected by The System during Medi-Cal EDBC

C-IV generates a MAGI Medi-Cal Discontinuance NOA when an individual is discontinued from MAGI Medi-Cal because C-IV detected duplicate aid on CalWORKs (cash-based Medi-Cal) with the following language:

<Person Name> is getting assistance from a Cash Aid program which includes automatic Medi-Cal benefits.

LRS does not generate a MAGI Medi-Cal Discontinuance NOA when an individual is discontinued from MAGI Medi-Cal because LRS detected duplicate aid on CalWORKs (cash-based Medi-Cal).

### 5.2.2.2 Negative Action for 'On Aid Another Case'

If the worker processed the discontinuance from leveraging the Negative Action reason of 'On Aid Another Case', The System will generate a MAGI Medi-Cal Discontinuance NOA with the following language:

**LRS:** You are already receiving Medi-Cal benefits. Therefore you are not entitled to receive Medi-Cal benefits on this application.


**C-IV:** <Person Name> is already receiving Medi-Cal benefits. Therefore <Person Name> is not entitled to receive Medi-Cal benefits on this application.

# CalSAWS

California Statewide Automated Welfare System

## **Design Document**

SCR CA-205441 CIV-10075 – Add Need  
Categories and Need types for Family  
Stabilization and Housing Support to Need  
Detail page

 <small>CALIFORNIA AUTOMATED CONSISTENCY ELIGIBILITY SYSTEM</small>	DOCUMENT APPROVAL HISTORY	
	Prepared By	Ishrath Khan
	Reviewed By	Sidhant Garg, Jyothirmayi Chavata, Kapil Santosh, John Besa, Naresh Barsagade

DATE	DOCUMENT VERSION	REVISION DESCRIPTION	AUTHOR
10/11/2018	V0	Initial Revision	Rainier Dela Cruz
10/03/2019	V1	Final Revision	Ishrath Khan

DRAFT

## Table of Contents

1	Overview .....	5
1.1	Current Design.....	5
1.2	Requests .....	5
1.3	Overview of Recommendations .....	5
1.4	Assumptions .....	<b>Error! Bookmark not defined.</b>
2	Recommendations .....	5
2.1	Need Detail.....	6
2.1.1	Overview.....	6
2.1.2	Need Detail Mockup .....	6
2.1.3	Description of Changes.....	10
2.1.4	Page Location .....	14
2.1.5	Security Updates.....	14
2.1.6	Page Mapping.....	14
2.1.7	Page Usage/Data Volume Impacts .....	14
2.2	Service Arrangement Detail.....	14
2.2.1	Overview.....	14
2.2.2	Service Arrangement Detail Mockup.....	14
2.2.3	Description of Changes.....	18
2.2.4	Page Location .....	18
2.2.5	Security Updates.....	19
2.2.6	Page Mapping.....	19
2.2.7	Page Usage/Data Volume Impacts .....	19
2.3	Payment Request Detail .....	19
2.3.1	Overview.....	19
2.3.2	Payment Request Detail Mockup .....	20
2.3.3	Description of Changes.....	21
2.3.4	Page Location .....	27
2.3.5	Security Updates.....	27
2.3.6	Page Mapping.....	27
2.3.7	Page Usage/Data Volume Impacts .....	27
2.4	Counties Interface Testing.....	29
2.4.1	Overview.....	31

2.4.2 Description of Changes..... 31

3 Supporting Documents ..... 32

4 Requirements..... 33

4.1 Project Requirements ..... 33

4.2 Migration Requirements..... 33

5 Migration Impacts ..... 33

6 Outreach ..... 33

7 Appendix..... 33

DRAFT

# 1 OVERVIEW

---

## 1.1 Current Design

There are currently no Need categories of 'Family Stabilization' and 'Housing Support Program' on the Need Detail page.

## 1.2 Requests

To track Family Stabilization (FS) and Housing Support Program (HSP) needs and payments in the system, three new Need categories with need types under each category will need to be added to the Need Detail page.

## 1.3 Overview of Recommendations

To track Family Stabilization (FS) and Housing Support Program (HSP) needs and payments in the system, the following new Need categories and subsequent Need Types under them will be added:

1. Family Stabilization (FS)
  - a. Domestic Abuse Services
  - b. Mental Health Services
  - c. Substance Abuse Services
  - d. Ancillary/Other Services
  - e. Rental Assistance
  - f. Security Deposits
  - g. Utility Payments
  - h. Moving Costs
  - i. Hotel/Interim/Temp Housing
  - j. Other
  
2. Family Stabilization – Transportation
  - a. Bus Card
  - b. Campus Parking
  - c. Bus pass – No Valid Month
  - d. Bus Pass – Valid Month
  - e. Bus Ticket
  - f. Bus Token
  - g. Gas Card
  - h. Imprest Cash
  - i. Transportation
  
- NOTE:** Bus Card is only available in LRS system.
  
3. Housing Support Program (HSP)
  - a. Full Rent Assistance
  - b. Partial Rent Assistance

- c. Additional Case Rental Payment
- d. Security Deposits
- e. Utility Payments
- f. Moving Costs
- g. Hotel / Interim / Temp Housing
- h. Habitability Items
- i. Other

## 2 RECOMMENDATIONS

---

### 2.1 Need Detail

#### 2.1.1 Overview

The Need Detail page allows user to view and add needs for supportive services. When adding a need, users will specify a Need Category and a Need Type. This section will describe the update to add new Need Categories and Need Types for Family Stabilization (FS) and Housing Support Program (HSP).

#### 2.1.2 Need Detail Mockup



## Need Detail

\*- Indicates required fields

Save and Return

Cancel

Name: \*

Category: \*

- Select -
- Ancillary - Education
- Ancillary - Work Related
- CalLearn Bonus
- CaWORKs EOA
- CaWORKs HSP
- Counseling
- Dependent Care
- Diversion Services
- Education/Job Training
- Family Stabilization
- Family Stabilization-Transportation
- Housing Support program
- Foster Care/Kin-GAP Services
- Homeless Assistance
- LD Accommodations
- Medical/Legal Services
- Other
- Other Supportive Services
- Special Needs
- Transportation

Type: \*

End Date: \*

Status Reason: \*

Save and Return

Cancel

This Type 1 page took 0.35 seconds to load.

Figure 2.1.1 – New Need Categories

## Need Detail

\*- Indicates required fields

Save and Return

Cancel

Name: \*

Category: \*

Begin Date: \*

Description:

Status: \*

Type: \*

- Select -
- Domestic Abuse Services
- Mental Health Services
- Substance Abuse Services
- Ancillary/Other Services
- Rental Assistance
- Security Deposits
- Utility Payments
- Moving Cost Assistance
- Hotel/Interim/Temp Housing
- Other

Save and Return

Cancel

This [Type 1](#) page took 0.30 seconds to load.

Figure 2.1.2 – New Need Types – Family Stabilization

## Need Detail

\*- Indicates required fields

Save and Return

Cancel

Name: \*

Category: \*

Begin Date: \*

Description:

Status: \*

Type: \*

- Select -
- Bus Card
- Campus Parking
- Bus Pass - No Valid Month
- Bus Pass - Valid Month
- Bus Ticket
- Bus Token
- Gas Card
- Imprest Cash
- Transportation

Status Reason: \*

Save and Return

Cancel

This [Type 1](#) page took 0.30 seconds to load.

Figure 2.1.3 – New Family Stabilization Need Types (Family Stab -Transportation)

## Need Detail

\*- Indicates required fields

Save And Return

Cancel

Name: \*

- Select -

Category: \*

Housing Support Program

Type: \*

- Select -  
Full Rent Assistance  
Partial Rent Assistance  
Additional Case Rental Payment  
Security Deposits  
Utility Payments  
Moving Costs  
Hotel/Interim/Temp Housing  
Habitability Items  
Other

Begin Date: \*

09/25/2019

Description:

Status: \*

- Select -

Status Reason: \*

- Select -

Save And Return

Cancel

This Type 1 page took 0.52 seconds to load.

Figure 2.1.4 – New Family Stabilization Need Types (Housing Support Program)

### 2.1.3 Description of Changes

To track Family Stabilization (FS) and Housing Support Program (HSP) needs and payments in the system, the following new Need categories and subsequent Need Types under them will be added:

1. Family Stabilization (FS)
  - a. Domestic Abuse Services
  - b. Mental Health Services
  - c. Substance Abuse Services
  - d. Ancillary/Other Services
  - e. Rental Assistance
  - f. Security Deposits
  - g. Utility Payments

- h. Moving Costs
  - i. Hotel/Interim/Temp Housing
  - j. Other
2. Family Stabilization – Transportation
- j. Bus Card
  - k. Campus Parking
  - l. Bus pass – No Valid Month
  - m. Bus Pass – Valid Month
  - n. Bus Ticket
  - o. Bus Token
  - p. Gas Card
  - q. Imprest Cash
  - r. Transportation

**NOTE:** Bus Card is only available in LRS system.

3. Housing Support Program (HSP)
- j. Full Rent Assistance
  - k. Partial Rent Assistance
  - l. Additional Case Rental Payment
  - m. Security Deposits
  - n. Utility Payments
  - o. Moving Costs
  - p. Hotel / Interim / Temp Housing
  - q. Habitability Items
  - r. Other

4. Add new code values to Category 1870 (Customer Need to Program Map) to add the mapping for the new need category and new need types to the allowed program.
- **C-IV only:** The allowed programs for Need Category of 'Housing Support Program (HSP) will be CalWORKS, Welfare to Work and General Assistance (Managed). The allowed programs for Need Category of 'Family Stabilization', 'Family Stabilization- Transportation' will be CalWORKS and Welfare to Work
  - **LRS only:** The allowed programs for Need Category of 'Family Stabilization', 'Family Stabilization- Transportation' and 'Housing Support Program (HSP)' will be CalWORKS, Welfare to Work and REP (for LRS only).
5. For CalSAWS, for the new code values referenced in **recommendation #4** above, set the reference columns (refer\_table\_11\_descr, refer\_table\_12\_descr, refer\_table\_13\_descr) in category 1870 that look up the issuance method to use Electronic Benefit Transfer (EBT), Warrant and Direct Deposit.

## LRS Only:

1. Add a Need Category of "Family Stabilization (FS)" and the following Need Types under it as mentioned below. This will allow a service arrangement to be created.

- Substance Abuse Services
- Ancillary/Other Services
- Rental Assistance
- Security Deposits
- Utility Payments
- Moving Cost Assistance
- Other (Existing)

Rename the following Existing Need Types:

- Domestic Abuse to Domestic Abuse Services
- Mental Health to Mental Health Services
- Interim Shelter to Hotel / Interim / Temp Housing

2. Add a Need Category of "Family Stabilization - Transportation" and the following existing Need Types under it as mentioned below. This will allow a service arrangement to be created:

- Bus Card
- Campus Parking
- Bus Pass - No Valid Month
- Bus Pass - Valid Month
- Bus Ticket
- Bus Token
- Gas Card
- Imprest Cash
- Transportation

3. Add a Need Category of " Housing Support program (HSP)" and the following Need Types under it as mentioned below. This will allow a service arrangement to be created:

- Full Rent Assistance
- Partial Rent Assistance
- Additional Case Rental Payment
- Security Deposits
- Utility Payments
- Moving Costs
- Other (Existing)
- Habitability Items
- Hotel / Interim / Temp Housing

## C-IV Only:

1. Add a Need Category of "Family Stabilization (FS)" and the following Need Types under it as mentioned below. This will allow a service arrangement to be created.

- Substance Abuse Services
- Ancillary/Other Services
- Rental Assistance
- Moving Cost Assistance
- Security Deposits (Existing)
- Utility Payments (Existing)
- Other (Existing)

Rename the following Existing Need Types:

- Interim Shelter to Hotel / Interim / Temp Housing
- Domestic Abuse to Domestic Abuse Services

2. Add a Need Category of "Family Stabilization - Transportation" and the following existing Need Types under it as mentioned below. This will allow a service arrangement to be created:

- Campus Parking
- Bus Pass - No Valid Month
- Bus Pass - Valid Month
- Bus Ticket
- Bus Token
- Gas Card
- Imprest Cash
- Transportation

3. Rename the Need Category of "CalWORKS HSP" to "Housing Support program (HSP)" and add the following Need Types under it as mentioned below. This will allow a service arrangement to be created:

- Hotel / Interim / Temp Housing
- Security Deposits (Existing)
- Utility Payments (Existing)
- Moving Costs (Existing)
- Other (Existing)
- Habitability Items (Existing)

Rename the following existing Need types under CalWORKS HSP

- Permanent Housing Cost to Full Rent Assistance
- Temporary housing Cost to Partial Rent Assistance
- Utility deposits to Additional Case Rental Payment

Remove the existing association in CODE\_HIERCHY for the following Need types to HSP

- Credit Repair/Past Evictions

#### 2.1.4 Page Location

**Global:** Employment Services

**Local:** Supportive Services

**Task:** Needs

#### 2.1.5 Security Updates

No change.

#### 2.1.6 Page Mapping

No change.

#### 2.1.7 Page Usage/Data Volume Impacts

Approximately 2000 records are estimated to be created monthly for Family Stabilization by all CalSAWS counties from this page. Please note that this is an approximation and this number may vary.

## 2.2 Service Arrangement Detail

### 2.2.1 Overview

The Service Arrangement Detail page allows users to create a service arrangement for a requested supportive service need. This section will describe the changes to allow a service arrangement to be created for Family Stabilization (FS) and Housing Support Program (HSP).

### 2.2.2 Service Arrangement Detail Mockup



## Service Arrangement Detail

Save and Return

Cancel

### Need

Type	Name	Category	Begin Date
<input checked="" type="radio"/> Domestic Abuse Services	[REDACTED]	Family Stabilization	09/25/2019

### Activities

Type	Status	Begin Date	End Date

Select

### Arrangement Details

#### Arrangement Period: \*

From:   To:  

#### Program Type: \*

CalWORKS  
 REP  
 Welfare to Work

#### Aid Code: \*

#### Payee: \*

#### Provider: \*

Select

#### Employed: \*

#### Additional Payee:

### Service Type Description

Total 

<input type="text"/>	<input type="text"/>
----------------------	----------------------

### Status History

Status	Status Reason	Status Date
<input type="text" value=""/>	<input type="text" value=""/>	09/25/2019 

### Comments:

Save and Return

Cancel

This Type 1 page took 2.25 seconds to load.

**Figure 2.2.1 – Create Service Arrangement (LRS)**

DRAFT

## Service Arrangement Detail

\*- Indicates required fields

Images

Save and Return

Cancel

### Need \*

Type	Name	Category	Begin Date
<input checked="" type="radio"/> <a href="#">Security Deposits</a>		Family Stabilization	10/03/2019

### Activities

Type	Status	Begin Date	End Date
<a href="#">Select</a>			

### Arrangement Details

#### Arrangement Period: \*

From:   To:  

#### Program Type: \*

Welfare to Work

#### Aid Code: \*

30 - CW-All Other Families (Fed)

#### Voucher: \*

Yes

#### Voucher Type: \*

Voucher

#### Payee: \*

Same as Customer

#### Employed: \*

Yes

### Service Type Description

Total \*

<input type="text"/>	<input type="text"/>
----------------------	----------------------

### Status History \*

Status	Status Reason	Status Date
<input type="text"/>	<input type="text"/>	<input type="text"/> 

### Comments:

Images

Save and Return

Cancel

This [Type 1](#) page took 0.60 seconds to load.

**Figure 2.2.1 – Create Service Arrangement with Voucher (C-IV)**

### 2.2.3 Description of Changes

#### 1. C-IV only:

- The 'Program Type' drop down will contain CalWORKs and 'Welfare to Work' for the Need Category of 'Family Stabilization' or 'Family Stabilization- Transportation'.
- The 'Program Type' drop down will contain CalWORKs, 'Welfare to Work', General Assistance (Managed) for the Need Category of 'Housing Support Program (HSP)'.

#### 2. LRS Only:

- The 'Program Type' drop down will contain CalWORKs, 'Welfare to Work' and 'REP' for the Need Category of 'Family Stabilization' or 'Family Stabilization- Transportation' and 'Housing Support program (HSP)'.

3. The 'Aid Code' field will default to the aid code of CalWORKs or RCA program on the case. In the scenario where the aid code information is not available, the aid code will not be set. The user will need to select an aid code from the drop down.

4. ~~Activities will not be required for Family Stabilization (FS) or Housing Support Program (HSP) Need types, however workers can link existing activities to the Service Arrangement if needed.~~

**Modify page logic to not validate for Activities for need categories for any of the following:**

- **Family Stabilization (FS)**
- **Family Stabilization – Transportation**
- **Housing Support Program (HSP)**

5. The 'Service Type Description' field will be identical for all need types pertaining to these three programs as in **Figure 2.2.1**
6. If the county the user is logged into allows for vouchers, the 'Voucher' drop down field will be displayed with the current selectable choices of 'Yes' or 'No'. If 'Yes' is selected, the 'Voucher Type' field will be displayed, and the current selectable vouchers types will populate the drop down. The Valuable Request Detail page will be used to issue Vouchers for Family Stabilization (FS) or Housing Support Program (HSP) Need types.

Note: DDCR # 5043 documented the need to keep C-IV County Voucher options current. CalSAWS SCR # CA201484 was created for DDCR # 5043.

### 2.2.4 Page Location

**Global: Employment Services**

**Local: Supportive Services**

**Task: Service Arrangements**

## 2.2.5 Security Updates

No change.

## 2.2.6 Page Mapping

No change.

## 2.2.7 Page Usage/Data Volume Impacts

Approximately 2000 records are estimated to be created monthly for Family Stabilization by all CalSAWS counties from this page. Please note that this is an approximation and this number may vary.

## 2.3 Payment Request Detail

### 2.3.1 Overview

The Payment Request Detail page allows user to create or approve a recipient's request for a supportive service. When creating/approving a request, users specify the Service Month for the request. This section will describe the changes to allow a payment request to be created or approved for Family Stabilization (FS)

Note:

1. Family Stabilization services can be issued when one of the following is true
  - WTW/REP program status is Active, Non-Compliance, Good Cause, sanction or Exempt (per ACL 14-12.)
  - CalWORKs program status is Active
2. Housing Support program services will be issued when one of the following is true
  - WTW/REP program status is Active, Non-Compliance and Exempt.
  - CalWORKs/General Assistance (Managed) program status is Active

### 2.3.2 Payment Request Detail Mockup

## Payment Request Detail

\*- Indicates required fields

**Service Arrangement ID:**

**Payment Request Number:**

**Service Arrangement Details**

<b>Payee Name:</b> <input type="text"/>	<b>Case Name:</b> <input type="text"/>	<b>Case Number:</b> <input type="text"/>
<b>Program:</b> Welfare to Work	<b>Funding Source:</b>	<b>Aid Code:</b> 30 - CW-All Other Families (Fed)
<b>Need Category:</b> Family Stabilization	<b>Need Type:</b> Security Deposits	<b>Voucher Number:</b>
<b>Service Type:</b>	<b>Employed:</b> No	

<b>Requested Amount: *</b> <input type="text" value="100"/>	<b>Adjusted Amount:</b> 100.00	
<b>Status: *</b> Awaiting Approval	<b>Service Month: *</b> - Select -	<b>Issuance Method: *</b> EBT
<b>Pay Code:</b> <div style="border: 1px solid #ccc; padding: 2px; font-size: 0.8em;">           NF TR UE FS            NF TR EM FS            NF AE EM FS            NF WR EM FS            NF OSS UE FS            FE TR UE FS            FE TR EM FS            FE AE EM FS            FE WR EM FS            FE OSS UE FS            FE HA FS            NF HA FS            NM TR UE FS            NM TR EM FS            NM AE EM FS            NM WR EM FS            NM OSS UE FS            NM HA FS         </div>	<b>Creation Date:</b>	<b>Invoice Number:</b> <input type="text"/>
	<b>Immediacy: *</b> Routine	<b>Purchase Order Number:</b> <input type="text"/>

This Type\_1 page took 1.32 seconds to load.

Figure 2.3.1 – Creating Payment Request (C-IV)

## Payment Request Detail

\* - Indicates required fields

Save

Cancel

**Service Arrangement ID:**  
826306680

**Payment Request Number:**

### Service Arrangement Details

<b>Payee Name:</b> CARLOS RODRIGUEZ	<b>Case Name:</b> [REDACTED]	<b>Case Number:</b> [REDACTED]
<b>Program:</b> Welfare to Work	<b>Funding Source:</b>	<b>Aid Code:</b> 35 - CW-Two Parent (Fed)
<b>Need Category:</b> Family Stabilization	<b>Need Type:</b> Security Deposits	<b>Voucher Number:</b>
<b>Service Type:</b>	<b>Employed:</b> No	

**Requested Amount: \***

**Adjusted Amount:**  
100.00

**Advanced: \***

**Service Arrangement Requested Amount:**  
121.00

**Status: \***  
Awaiting Approval

**Service Month: \***

**Issuance Method: \***

**Service Arrangement Remaining Amount:**  
21.00

**Pay Code:**

- NF TR UE FS \*
- NF TR EM FS
- NF AE EM FS
- NF WR EM FS
- NF OSS UE FS
- FE TR UE FS
- FE TR EM FS
- FE AE EM FS
- FE WR EM FS
- FE OSS UE FS
- FE HA FS
- NF HA FS
- NM TR UE FS
- NM TR EM FS
- NM AE EM FS
- NM WR EM FS
- NM OSS UE FS
- NM HA FS

**Receipt Verification Date:**

**Receipt Amount:**

**Level of Approval Required:**

**Creation Date:**

**Invoice Number:**

**Immediacy: \***

**Purchase Order Number:**

Save

Cancel

This page took 0.76 seconds to load.

Figure 2.3.2 – Creating Payment Request (LRS)

### 2.3.3 Description of Changes

1. Add the following Family Stabilization (FS) pay codes:
  - Fed Transportation Unemployed Family Stabilization (AC)
  - Fed Transportation Employed Family Stabilization
  - Fed Ancillary Expenses Employed Family Stabilization
  - Fed Work Related Employed Family Stabilization

- Fed Other Supportive Services Unemployed Family Stabilization
- Non-Fed Transportation Unemployed Family Stabilization
- Non-Fed Transportation Employed Family Stabilization
- Non-Fed Ancillary Expenses Employed Family Stabilization
- Non-Fed Work Related Employed Family Stabilization
- Non-Fed Other Supportive Services Unemployed Family Stabilization
- Fed Housing Assistance Family Stabilization
- Non-Fed Housing Assistance Family Stabilization
- Non-MOE Transportation Unemployed Family Stabilization
- Non-MOE Transportation Employed Family Stabilization
- Non-MOE Ancillary Expenses - Employed Family Stabilization
- Non-MOE Work-Related Activities & Exp - Employed Family Stabilization
- Non-MOE Other Supportive Services - Unemployed Family Stabilization
- Non-MOE Housing Assistance Family Stabilization

**Note:** This recommendation is for LRS only, as these pay codes already exist in C-IV. The code\_num\_identif "AC" is currently being used by LRS for Approved Caregiver functionality and will need to be updated to align with C-IV pay codes to avoid migration impacts. Please refer to the attached CA-205441 CIV-10075 - Family Stabilization Pay Codes Fund Codes.xlsx file under **Section 3.0** for pay code details.

**2. LRS Only:**

- Update the code values of the following Pay Code (CT 623) in LRS as they will now be used for Family Stabilization Pay Codes.

Category	Short Description	Old Code Value	New Code Value
623	Approved Relative Caregiver	AC	1Z
623	Learning Disability Assessment	AL	1X
623	Vocational Assessment	AS	1Y

- Apply a DCR to update the Pay Code values in the following tables from "AC" to "1Z", "AL" to "1X" and "AS" to "1Y".
  - FISCAL\_TRANSMAP
  - FUND\_CODE\_MAP
  - ISSUANCE\_DETL
  - ISSUANCE\_CLAIM\_TRANSMAP
  - CLAIM\_HIST
  - GL
  - FUND
- Update the code for the following functional areas to use the new code value "1Z" for "Approved Relative Caregiver" pay code instead of the old pay code value "AC".
  - DCFS Claim Data Report – Report generation Query
  - GenerateBlueVoucherForSkippedCasesFCPayrollBatch – Query in FosterCareVoucherDaolmpl.java  
GET\_SKIPPED\_CASES\_DURING\_FC\_MAIN\_PAYROLL



- iii. CreatePlacementVerifRecordsBatch - Query in FosterCareVoucherDaolmpl.java  
GET\_NO\_Placement\_Verif\_Records\_FC\_MAIN\_PAYROLL
  - iv. VerifyARCVouchersAsReceivedBatch - Query in FosterCareVoucherDaolmpl.java  
REC\_NOT\_EXISTS\_CHILD\_PLACEMT\_VERIF
  - v. MarkARCVouchersReceivedBatch - Query in FosterCareVoucherDaolmpl.java  
REC\_EXISTS\_CHILD\_PLACEMT\_VERIF
  - vi. Special Warrant Request Writer – Miscellaneous Vendor Customer Code population logic for ARC aid codes – MISC-LRSARC.
  - vii. Trust Warrant Request Writer – Miscellaneous Vendor Customer Code population logic for ARC aid codes – MISC-LRSARC.
3. Add the following Housing Support Program (HSP) pay codes:
    - Fed Housing Support Program
    - Non-Fed Housing Support Program
    - Non-MOE Housing Support Program
    - Fed Transportation-Employed HSP
    - Fed Transportation-Unemployed HSP
    - Non Fed Transportation-Employed HSP
    - Non Fed Transportation-Unemployed HSP
    - Non-MOE Transportation-Employed HSP
    - Non-MOE Transportation-Unemployed HSP
    - **Note:** This recommendation is for LRS only, as these pay codes are already in C-IV. Please refer to the attached CA-205441 CIV-10075 - Family Stabilization Pay Codes Fund Codes.xlsx file under **Section 3.0** for pay code details.
  4. Add new fund codes in the system to store the accounting string information for Family Stabilization needs (LRS Only).
  5. Add the values in the 'Claim Based On Paycode' column in Category 623 (Pay Code) to allow the Family Stabilization and Housing Support pay codes to be used for claiming. The payment amount will be claimed based on the Federal Indicator on the pay code.
  6. **C-IV Only:** Update the 'Pay Code' drop down to only have the pay codes corresponding to the Need Category of Family Stabilization or Housing Support Program. For ex. If a Need Category of 'Family Stabilization' is selected, only the pay codes relevant to it (listed in Recommendation 1 of Section 2.3.3) will be populated. The pay code will not be automated. The user will need to manually select a pay code from the Pay Code drop down. Update the logic in C-IV to only display the pay codes that are relevant to the Need Category on Payment Request Detail page. This can be done by adding a reference table column of 'custom pay code' to CT 1870.
  7. The 'Issuance Method' drop down will have EBT, warrant and Direct Deposit (LRS only) as selectable choices.
  8. Add the following validation for Family Stabilization **and Family Stabilization - Transportation** when the 'Approve" button is clicked and the CalWORKS/WTW/REP Program status is not Active, Non-Comp, Good Cause, Sanction or Exempt:

- Cannot approve Payment Request for this Service Arrangement. CalWORKS/WTW/REP Program for Family Stabilization Needs must be Active, Non-Comp, Good Cause, Sanction or Exempt during the Service Month.
9. The Nightly Payment Request Sweep will be updated for Family Stabilization, Family Stabilization-Transportation payment requests to pick WTW/REP/CalWORKs program in Active, Non-Comp, Exempt, Good Cause and Sanction status.
  10. The Nightly Payment Request Sweep will be updated for Housing Support program payment requests to pick WTW/REP/CalWORKs/**General Assistance (Managed)**-program in Active, Non-Comp and Exempt status.
  11. **Add the following** validation for Housing Support Program when the 'Approve" button is clicked and the CalWORKS/WTW/REP/**General Assistance** (Managed) Program status is not Active, Non-Comp or Exempt:
    - Cannot approve Payment Request for this Service Arrangement. CalWORKs/WTW/REP Program for Housing Support Needs must be Active, Non-Comp or Exempt during the Service Month

**Note: C-IV:** If the program is CalWORKS, the default issuance method on the Payment request Detail page will be the same as that of CalWORKS. If the WTW Payee on the Payment Request is the same as the CalWORKS Primary Applicant and the issuance method for CalWORKS is EBT, then the default issuance method selected on the Payment Request Detail page will be EBT. Otherwise it will be 'Warrant'. If the program is General Assistance (Managed), the issuance method will be same as that of General Assistance (Managed).

**LRS:** The system finds the issuance method for the payment request's program where the payee is both the Primary Applicant and the Payee. The program must be Active or Discontinued.

- If the program is CalWORKS, CalLearn or Welfare to **Work**, CalWORKs' issuance method is used.
- If the program is REP , RCA or CalWORKs is used, with CalWORKs having priority if both programs are present.
- If no issuance method is found, the default is set to Warrant.

### 2.3.4 Level of Approval (LRS Only):

LRS uses a two-tier approach for Approval of Payment requests.

- Supervisor Approval: The 'Approve' button is visible after a Worker creates a Payment Request which will trigger an alert to a Supervisor as well as a change of status of the Payment Request to "Awaiting Approval". The same worker that creates the payment request cannot approve it. When a Supervisor clicks on the "Approve" button, the status of the payment request changes from "Awaiting Approval" to "Awaiting Deputy Approval" (if a Deputy Approval is required).

- Deputy Approval: When a Deputy clicks on the “Approve” button, the status of the payment request changes from “Awaiting Deputy Approval” to “issuance created”.
1. Add issuance threshold levels for Deputy Approval pertaining to the Need types for Family Stabilization and Housing Support as described in the document “IssuanceThresholdLimits\_LRS” under **Section 3 Supporting Documents**.

### 2.3.5 Validations:

#### LRS:

Field	Validation	Message
Requested Amount	Custom	Requested Amount is greater than Remaining Balance
Pay Code	Custom	Field is required. Please enter a value
Requested Amount	Custom	Requested Amount exceeds issuance threshold
Requested Amount	Custom	The Requested Amount cannot be less than or equal to zero.
Adjusted Amount	Custom	The Adjusted Request Amount cannot be less than zero.
Adjusted Amount	Custom	The Adjusted Request Amount cannot be zero, unless there are Recovery Account Transactions.
Immediacy	Custom	Cannot Rush a Future Month Supplement.
Approve	Custom	Payment Request cannot be approved unless status of Program is Active or Deferred.
Deputy Approval	Custom	<ul style="list-style-type: none"> <li>• Cannot be created and approved by a same worker</li> <li>• Supervisor and Deputy approval cannot be the same worker</li> </ul>
Approve	Custom	Cannot be created and approved by a same worker
Approve	Custom	Payment Request cannot be approved for Rush Warrants
Save	Custom *If the payment request is made to accommodate a need for homeless assistance, and the address of the participants is the address of a district office, they	Provide another mailing address, choose direct deposit, or select an alternate cardholder.

	must provide another mailing address, choose direct deposit, or select an alternate cardholder.	
Save and Copy	Custom	Duplicate payment request found.
Approve	Custom	Cannot approve Payment Request for this Service Arrangement. CalWORKs/WTW/REP Program for Family Stabilization Needs must be Active, Non-Comp, Good Cause, Sanction or Exempt during the Service Month.
Approve	Custom	Cannot approve Payment Request for this Service Arrangement. CalWORKs/WTW/REP Program for Housing Support Needs must be Active, Non-Comp or Exempt during the Service Month.

**C-IV:**

Field	Validation	Message
Requested Amount	Custom	Requested Amount cannot be greater than the Remaining Balance
Pay Code	Custom	Field is required. Please enter a value
Requested Amount	Custom	Requested Amount exceeds issuance threshold
Requested Amount	Custom	The Requested Amount cannot be less than or equal to zero.
Adjusted Amount	Custom	The Adjusted Request Amount cannot be less than zero.
Adjusted Amount	Custom	The Adjusted Request Amount cannot be zero, unless there are Recovery Account Transactions.
Immediacy	Custom	Cannot Rush a Future Month Supplement.
Approve	Custom	Cannot approve Payment Request for this Service Arrangement. CalWORKs/WTW Program for Family Stabilization Needs must be Active, Non-Comp, Good Cause, Sanction or Exempt during the Service Month.
Approve	Custom	Cannot approve Payment Request for this Service Arrangement. CalWORKs/WTW/ <u>General Assistance (Managed)</u> Program for Housing

		Support Program (HSP) Needs must be Active, Non-Comp or Exempt during the Service Month.
--	--	--

### 2.3.6 Page Location

**Global: Fiscal**

**Local: Payment Requests**

**Task: Payment Request Search**

### 2.3.7 Security Updates

No change.

### 2.3.8 Page Mapping

No change.

### 2.3.9 Page Usage/Data Volume Impacts

Approximately 2000 records are estimated to be created monthly for Family Stabilization by all CalSAWS counties from this page. Please note that this is an approximation and this number may vary.

## 2.4 Valuable Request Detail -Vouchers (C-IV & LRS)

### 2.4.1 Overview

When creating a Voucher for Family Stabilization (FS) or Housing Support Program (HSP), the pay codes need to be selectable on the page. This section will describe the update to allow the Family Stabilization pay codes to be selectable on the Valuables Request Detail page.

## 2.4.2 Valuables Detail Mockup

### Valuable Request Detail

\*- Indicates required fields

**Valuable Request ID:**

---

**Service Arrangement Details**

<b>Service Arrangement ID:</b> <input type="text"/>	<b>Case Name:</b> Test Test	<b>Case Number:</b> <input type="text"/>
<b>Payee Name:</b> Test Test	<b>Program:</b> Welfare to Work	<b>Aid Code:</b> 30 - CW-All Other Families (Fed)
<b>Need Category:</b> Family Stabilization	<b>Need Type:</b> Security Deposits	<b>Employed:</b> Yes
<b>Valuable Type:</b> Voucher	<b>Quantity:</b> 1	
<b>Arrangement Period:</b> From: 01/01/2019 To: 01/31/2019		

---

**Financial Information**

**Pay Code:**

INF TR UE FS  
 INF TR EM FS  
 INF AE EM FS  
 INF WR EM FS  
 INF OSS UE FS  
 FE TR UE FS  
 FE TR EM FS  
 FE AE EM FS  
 FE WR EM FS  
 FE OSS UE FS  
 FE HA FS  
 NF HA FS  
 NM TR UE FS  
 NM TR EM FS  
 NM AE EM FS  
 NM WR EM FS  
 NM OSS UE FS  
 NM HA FS

**Balance Summary**

Authorized	Quantity Issued	Service Month
	0	01/01/2019

**Comments:**

Figure 2.2.1 –Valuable Request Detail (Vouchers)

## 2.4.3 Description of Changes

1. Update the Valuable Request Detail page to make the pay code field be a dropdown that contains the relevant pay codes when the Need Category is one of the following:
  - o Family Stabilization (FS)

- Housing Support Program (HSP)

#### 2.4.4 Page Location

**Global: Fiscal**

**Local: Valuables**

**Task: Valuable Request Search**

#### 2.4.5 Security Updates

No change.

#### 2.4.6 Page Mapping

No change.

#### 2.4.7 Page Usage/Data Volume Impacts

Approximately 2000 records are estimated to be created monthly for Family Stabilization by all CalSAWS counties from this page. Please note that this is an approximation and this number may vary.

### 2.5 Valuable Request Detail- Valuables (C-IV & LRS)

#### 2.5.1 Overview

When creating a valuable using a Need category of "Family Stabilization-Transportation", the pay codes need to be selectable on the page. This section will describe the update to allow the Family Stabilization pay codes to be selectable on the Valuables Request Detail page.

#### 2.5.2 Valuables Detail Mockup

## Valuable Request Detail

\*- Indicates required fields

Save and Issue

Cancel

Valuable Request ID:

### Service Arrangement Details

<b>Service Arrangement ID:</b> [Redacted]	<b>Case Name:</b> [Redacted]	<b>Case Number:</b> [Redacted]
<b>Payee Name:</b> [Redacted]	<b>Program:</b> Welfare to Work	<b>Aid Code:</b> 30 - CW-All Other Families (Fed)
<b>Need Category:</b> Family Stabilization-Transportation	<b>Need Type:</b> Bus Pass - No Valid Month	<b>Employed:</b> No
<b>Valuable Type:</b> Student 31 day pass \$45	<b>Quantity:</b> 1	
<b>Arrangement Period:</b> From: 06/06/2019 To: 06/14/2019		

### Financial Information

**Pay Code:** \*

- FE TR UE FS
- FE TR EM FS
- FE AE EM FS
- FE WR EM FS
- FE OSS UE FS
- NF TR UE FS
- NF TR EM FS
- NF AE EM FS
- NF WR EM FS
- NF OSS UE FS
- FE HA FS
- NF HA FS
- NM TR UE FS
- NM TR EM FS
- NM AE EM FS
- NM WR EM FS
- NM OSS UE FS
- NM HA FS

### Balance Summary

Authorized

Quantity Issued

0

	Starting Control Number *	Ending Control Number *	Quantity
<input type="checkbox"/>	11	11	1
Remove			

Comments:

Save and Issue

Cancel

This Type 1 page took 0.45 seconds to load.

Figure 2.2.1 –Valuable Request Detail (Valuables)



### 2.5.3 Description of Changes

1. Update the Valuable Request Detail page to make the pay code field be a dropdown that contains the Family Stabilization pay codes when the Need Category is:
  - o Family Stabilization – Transportation

### 2.5.4 Page Location

**Global: Fiscal**

**Local: Valuables**

**Task: Valuable Request Search**

### 2.5.5 Security Updates

No change.

### 2.5.6 Page Mapping

No change.

### 2.5.7 Page Usage/Data Volume Impacts

Approximately 2000 records are estimated to be created monthly for Family Stabilization by all C-IV counties from this page. Please note that this is an approximation and this number may vary.

## 2.6 Counties Interface Testing

### 2.6.1 Overview

Each CalSAWS county has its separate warrant print & auditor control file exchange process. This section describes the recommendations to perform interface testing for all CalSAWS counties.

### 2.6.2 Description of Changes



Perform the interface file testing for following counties:

- Los Angeles – eCAPS Special Warrant Request (SWR) and Journal Voucher Writer (JVW)
- Migration – Auditor Controller File

**NOTE:** Except for Los Angeles County, all interface test files will be uploaded to the CalSAWS Web Portal under System Changes > SCR and SIR Lists > 2019 > SCR 10075. Los Angeles County test file will be uploaded to eCAPS test FTP servers.

### 3 SUPPORTING DOCUMENTS

---

Number	Functional Area	Description	Attachment
1	Fiscal	Family Stabilization Pay Codes	 FMD Input (5.2.19)_CA-205441 CIV-1007
2	Fiscal	Issuance threshold limits and levels of Approval	 IssuanceThresholdlimits_LRS.xls

DRAFT

## 4 REQUIREMENTS

---

### 4.1 Project Requirements

REQ #	REQUIREMENT TEXT	How Requirement Met
368	The CONTRACTOR shall migrate the values of "Permanent" and "Temporary" in the "Type" field when "Homeless" is selected from the "Category" field on the Needs List page and the Need Detail page.	This SCR will provide additional need categories and need types for 'Family Stabilization 'and 'Housing Support program' services.

### 4.2 Migration Requirements

DDID #	REQUIREMENT TEXT	How Requirement Met

## 5 MIGRATION IMPACTS

---

C-IV currently has additional need types like 'Permanent Housing' and 'Temporary Housing' under the CalWORKs HSP Need Category.

DDID # 368 (SCR # CA-207464) will address bringing those need types into LRS.

CA SCR 207471 in Release 20.05 will Migrate Pay codes and Fund codes specific to the 58 counties.

## 6 OUTREACH

---

N/A

## 7 APPENDIX

---

N/A