



California Statewide Automated Welfare System

## **Design Document**

CA-208863 | CIV-1068

CalHEERS eHIT: Married Filing Jointly and  
Out-of-State Address

CalSAWS	DOCUMENT APPROVAL HISTORY	
	Prepared By	Antony Lerner
	Reviewed By	Maksim Volf, Prashant Goel, William Baretsky, Chad Quan, Geetha Ramalingam, Michael Wu, Long Nguyen, Priya Sridharan, Steph Hugo

DATE	DOCUMENT VERSION	REVISION DESCRIPTION	AUTHOR
12/02/2019	0.1	Original Draft	Antony Lerner
12/13/2019	0.2	Added Online recommendations for Residency Detail page.	Erika Kusnadi-Cerezo
01/09/2020	0.3	Updated Draft based on JAD completion	Renee Gustafson
01/22/2020	0.4	Removed Online recommendations for Residency Detail page. Out of Country Indicator in eHIT will be determined by the Country selection in Address Detail.	Antony Lerner
01/28/2020	0.5	Completed most sections accordingly to most recent requirements and design approaches.	Antony Lerner
01/30/2020	0.6	Added C-IV changes to Address Detail page to include "Country"	Erika Kusnadi-Cereza
02/05/2020	0.7	Completed missing items prior to Build/Test review	Antony Lerner
02/07/2020	0.8	Removed Customer Options updates, removed validation for invalid country. Updated assumptions based on Committee feedback. Redesigned Tax Household Detail page	Antony Lerner
02/18/2020	0.9	Updated Eligibility Rules and eHIT	Antony Lerner
2/21/2020	.10	Updated current design, overviews, batch MAGI, overall formatting and editing	Renee Gustafson
02/25/2020	1.0	Version submitted to Committee for approval	Renee Gustafson

DATE	DOCUMENT VERSION	REVISION DESCRIPTION	AUTHOR
03/25/2020	1.1	Updated section 2.8.2.3 to include "Physical" addresses when considering the out-of-country indicator. Updated section 2.2.3.1.b to clarify in "Add" mode when the State and ZIP code will be required if the Country is changed.	Renee Gustafson and Erika Kusnadi-Cereza
05/05/2020	2.0	Content Revision <ul style="list-style-type: none"> <li>Updated Section 2.2 to change 'Add' to 'Create' for page mode and added clarification on how the system should behave when in Edit Mode for the for 'Address Detail' page.</li> <li>Updated section 2.4.2.2 Page Validation message and 2.5.2.1, 2.5.2.3 Batch Skip reason to read "MAGI Request" instead of "EDR"</li> <li>Updated Section 2.8.2.2.b to add technical note.</li> </ul>	Renee Gustafson and Erika Kusnadi-Cereza
05/14/2020	2.1	Content Revision: <ul style="list-style-type: none"> <li>Per DHCS guidance, temporarily turn off Batch Skips for Recommendations 2.5.2.4 and 2.5.2.5. DHCS will inform SAWS to turn these Batch skips back on and that will be handled with a future SCR. <ul style="list-style-type: none"> <li>Added Assumption 8</li> </ul> </li> </ul>	Renee Gustafson

## Table of Contents

1	Overview .....	7
1.1	Current Design .....	8
1.2	Requests .....	9
1.3	Overview of Recommendations .....	10
1.4	Assumptions .....	12
2	Recommendations .....	13
2.1	Tax Household Detail Page .....	13
2.1.1	Overview .....	13
2.1.2	Tax Household Detail Page Mockup .....	13
2.1.3	Description of Changes .....	15
2.1.4	Page Location .....	16
2.1.5	Security Updates .....	17
2.1.6	Page Mapping .....	17
2.1.7	Page Usage/Data Volume Impacts .....	17
2.2	Address Detail Page (C-IV only) .....	18
2.2.1	Overview .....	18
2.2.2	Address Detail Page Mockup .....	18
2.2.3	Description of Changes .....	19
2.2.4	Page Location .....	20
2.2.5	Security Updates .....	20
2.2.6	Page Mapping .....	20
2.2.7	Page Usage/Data Volume Impacts .....	20
2.3	MAGI Person Detail page .....	20
2.3.1	Overview .....	20
2.3.2	MAGI Person Detail Page Mockup .....	21

2.3.3	Description of Changes .....	21
2.3.4	Page Location .....	22
2.3.5	Security Updates.....	22
2.3.6	Page Mapping.....	22
2.3.7	Page Usage/Data Volume Impacts .....	22
2.4	MAGI Determination List page.....	22
2.4.1	Overview .....	22
2.4.2	Description of Changes .....	23
2.4.3	Page Location .....	24
2.4.4	Security Updates.....	24
2.4.5	Page Mapping.....	24
2.4.6	Page Usage/Data Volume Impacts .....	24
2.5	Batch MAGI .....	25
2.5.1	Overview .....	25
2.5.2	Description of Change.....	25
2.5.3	Execution Frequency.....	26
2.5.4	Key Scheduling Dependencies .....	26
2.5.5	Counties Impacted .....	26
2.5.6	Data Volume/Performance .....	26
2.5.7	Failure Procedure/Operational Instructions.....	26
2.6	Eligibility Non-Compliance Detail page .....	27
2.6.1	Overview .....	27
2.6.2	Eligibility Non-Compliance Detail Mockup.....	27
2.6.3	Description of Changes .....	27
2.6.4	Page Location .....	27
2.6.5	Security Updates.....	28
2.6.6	Page Mapping.....	28
2.6.7	Page Usage/Data Volume Impacts .....	28
2.7	Eligibility Rules Updates .....	28
2.7.1	Overview .....	28
2.7.2	Description of Changes .....	28
2.7.3	Programs Impacted .....	28
2.7.4	Performance Impacts .....	28
2.8	eHIT Update .....	29
2.8.1	Overview .....	29

2.8.2	Description of Changes .....	29
2.8.3	Interface Partner.....	31
2.9	Correspondence: Married Filing Jointly Spouse Information.....	31
2.9.1	Overview .....	31
2.9.2	Create "Married Filing Jointly Spouse Information" Fragment XDP.....	31
2.9.3	Fragment Generation .....	33
2.9.4	Variable Population (C-IV only).....	33
2.9.5	Add Regulations for Married Filing Jointly Spouse Information.....	33
2.10	Correspondence: California Residence NOA .....	34
2.10.1	Overview .....	34
2.10.2	Description of Change.....	34
2.11	Data Change .....	35
2.11.1	Overview .....	35
2.11.2	Description of Change.....	35
2.11.3	Estimated Number of Records Impacted/Performance.....	36
3	Supporting Documents .....	36
4	Requirements.....	36
4.1	Project Requirements.....	36
5	Outreach.....	37
5.1	Lists.....	37

## 1 OVERVIEW

---

The purpose of this document is to satisfy functional specification in support of changes with CalHEERS Change Request CH-153970 (Married Filing Jointly Spouse and Out of State).

With CH-153970, eHIT will now have functionality to specify a tax filing status association between the two individuals who attest to an expected filing status of 'Married Filing Jointly' with each other. CalHEERS and The Systems will perform a one-time data change for individuals with expected filing status of 'Married Filing Jointly' and relationship of 'spouse' to create the tax filing status association with each other. CalSAWS will provide a list to counties of cases in The Systems with at least one individual with 'Married Filing Jointly' expected filing status who is still missing the tax filing status association after the data change.

The Systems will add additional fields to the Tax Household Detail page to collect the tax filing status association. The Systems will allow the worker to indicate if the tax filer meets the Married Filing Jointly Exception; DHCS will provide guidance to counties when it is appropriate for the worker to apply the exception. The Systems will add page validations and batch skips that require the joint tax filer information on an EDR, unless the worker indicated the tax filer meets the Married Filing Jointly Exception to bypass these validations or there is a negative action or non-compliance. The Systems will prevent a parent or child to be selected as the joint tax filer.

The Systems will add a new non-compliance reason "Married Filing Jointly Spouse Information" to be used in conjunction with negative action 'Failure to Complete Determination' or 'Failure to Complete Redetermination' to deny or discontinue an individual from MAGI Medi-Cal and generate the new "Married Filing Jointly Spouse Information" NOA language. This non-compliance reason will not be communicated to CalHEERS in eHIT because it was out of scope for the CalHEERS Change Request (CH-153970) and will be known only in The System until a future CalHEERS Change Request update to include the new non-compliance reason in eHIT.

eHIT will now allow adding an individual to the application who resides out of the state or country. C-IV will add a "Country" dropdown to the Address Detail page to close a gap between C-IV and LRS/CalSAWS as LRS/CalSAWS already has this "Country" dropdown. When the residence address is not in California and the "Country" is not in the US (or US Territories), The Systems will communicate to CalHEERS in an EDR that the individual is living outside the US, but the address itself will not be sent in the EDR.

The CalHEERS Business Rules Engine (BRE) will deny or discontinue any individual who attests to residing out of California and will include an Eligibility Evaluation Reason Code (EERC) of 'Individual not a California Resident' on the Determination of Eligibility Response (DER). The Systems will update the triggers to generate the existing California Residence NOA language for individuals denied or discontinued with EERC of 'Individual not a California Resident'.

If all individuals on a CalHEERS portal application attest to residing out of California, CalHEERS will not send a DER to the counties and will directly send a Denial Notice to the applicants. The System will prevent sending an EDR to CalHEERS if the Primary Applicant has a residence address out of the country.

CalHEERS will establish the County of Responsibility (COR) for a new application on the CalHEERS portal based on the Primary Applicant's residence address if the Primary Applicant lives in California; otherwise, if the Primary Applicant lives outside of California, CalHEERS will establish the COR based on the first individual added to the case with a California residence address. That means, CalHEERS will send the DER to the county of the first individual on the application with a California residence address.

## 1.1 Current Design

The Systems send an Eligibility Determination Request (EDR) to CalHEERS without requiring both joint tax filers to be included on the Medi-Cal application when an individual specifies their "Expected Filing Status" as 'Married Filing Jointly'. C-IV requires spouses on the same Medi-Cal application to have the same "Expected Filing Status" when requesting MAGI from the MAGI Determination List page; LRS/CalSAWS does not have this requirement.

The Systems Tax Household Detail page does not have an option to indicate the joint tax filer on the same tax record for an individual with "Expected Filing Status" of 'Married Filing Jointly' nor a way for the worker to indicate the tax filer meets the 'Married Filing Jointly Exception'.

The Systems eHIT functionality prevents sending an EDR with a deceased person as a tax filer in the calendar year after they are deceased.

LRS/CalSAWS Address Detail page has a field to specify the "Country"; C-IV does not have this "Country" field.

The Systems eHIT functionality sends an EDR with a Federal Information Processing Standards (FIPS) code for addresses outside the state of California, but CalHEERS only reads the FIPS code as a California county; CalHEERS returns an error of a "FIPS code/ZIP Code mismatch" instead of a MAGI Determination.

US Territories are defined in The Systems as the US Territories recognized by MEDS. The current US Territories recognized by MEDS are: American Samoa, Guam, Puerto Rico, Virgin Islands (US) (CT\_228, Refer\_Table\_5\_Descr = Y).

The Systems do not have a non-compliance nor NOA language to populate when an individual is denied or discontinued from MAGI Medi-Cal for failure to provide information about the person with whom they file 'Married Filing Jointly'.



The Systems send non-compliances to CalHEERS in an EDR if The System non-compliance is mapped to a CalHEERS non-compliance in eHIT as implemented in Release 19.06 with CA-203096 | CIV-10287. There is a many-to-one mapping of The System non-compliances to CalHEERS non-compliances in eHIT, so The System stores a reference to The System non-compliance reason that resulted in a non-compliance sent in an EDR to CalHEERS. Medi-Cal EDBC rules then refer to that non-compliance reference in the EDR corresponding to the DER used in Medi-Cal EDBC and then by the NOAs to generate the proper non-compliance language.

The Systems generate the California Residence reason on a MAGI Medi-Cal Change(C-IV) or Denial/Discontinuance NOA when the DER includes the EERC 'Residency – Admin Verification Failed' (RF). C-IV - California Residence NOA is available in all 13 C-IV-supported threshold languages; LRS/CalSAWS - California Residence NOA is currently available in: English, Armenian, Cambodian, Chinese, Korean, Russian, Spanish, Tagalog and Vietnamese.

## 1.2 Requests

1. Update the Tax Household page to require individuals who attest to an "Expected Filing status" of 'Married Filing Jointly' to specify the other individual with whom they file unless the tax filer meets the 'Married Filing Jointly Exception'. The other individual cannot be a grandparent, parent, child or grandchild of the tax filer.
2. Add a Medi-Cal non-compliance reason "Married Filing Jointly Spouse Information" to the 'Failure to Provide' category to generate the appropriate language on the MAGI Change(C-IV)/Denial/Discontinuance NOA as provided by DHCS.
3. Update the MAGI Determination List page and Batch MAGI to only send an EDR when the required information is included for joint tax filers.
  - a. Allow an exception to these requirements when the tax filer is negative actioned, has a non-compliance or the worker indicates the individual meets the policy exception.
4. Perform a one-time data change for individuals with "Expected Filing Status" of 'Married Filing Jointly' and relationship of 'spouse' to create the "Tax Filing Status Association" with each other.
  - a. Create a one-time list of cases with any active Medi-Cal individual who has "Expected Filing Status" of 'Married Filing Jointly' and is missing the "Tax Filing Status Association" after the one-time data change.
5. **C-IV only:** Add "Country" option to the Address Detail page.
6. Update The Systems to communicate an out-of-country indicator in eHIT for individuals who reside out of country. Do not communicate residence and mailing address in the EDR for that individual.
7. Add 'Individual is not a California Resident' EERC to The Systems.
8. Add the new Married Filing Jointly Spouse Information MAGI Medi-Cal Denial and Discontinuance NOA verbiage to The Systems in English and Spanish and generate when the individual has the status reason of 'FTP - Married Filing Jointly Spouse Information'.

9. Add the new Married Filing Jointly Spouse Information MAGI Medi-Cal Denial and Discontinuance NOA verbiage to The Systems in English and Spanish and generate when the individual has the status reason of 'Married Filing Jointly Spouse Information'.
10. Update the trigger conditions for the California Residence NOA to generate if the EERC 'Individual is not a California Resident' is on the DER and the individual is Discontinued or Denied from MAGI Medi-Cal.

**Note:** CalSAWS will implement eHIT technical changes to The Systems to support the new tax filing status association and out-of-country indicator with CA-211616 | CIV-105575 in the same release.

### 1.3 Overview of Recommendations

1. Update the Tax Household Detail page to allow a Worker to establish the "Tax Filing Status Association" and/or indicate if the tax filer meets the "Married Filing Jointly Exception" for individuals with "Expected Filing Status" of 'Married Filing Jointly'.
2. **C-IV only:** Update the Address Detail page to include a new "Country" drop-down field to allow a worker to specify when an address is outside of the United States. This closes a design difference between LRS/CalSAWS and C-IV.
3. Update the MAGI Person Detail page to display "Tax Filing Status Association:" and "Residing Outside Country/US:" sent in the EDR or received in the DER via eHIT.
4. Update the MAGI Determination List page to require joint tax filers to both file as 'Married Filing Jointly' and to indicate with whom they file. The exceptions to these requirements are when the EDR includes a negative action or non-compliance for the tax filer, or if the worker has indicated the "Married Filing Jointly Exception" as 'Yes' in the Tax Household Detail Page.
5. Update the MAGI Determination List page to require both individuals who indicate they are joint tax filers to be on the EDR and prevent sending a deceased person as the joint tax filer in the calendar year after they are deceased.
6. Update the MAGI Determination List page to require the Primary Applicant to have a physical and mailing address within the United States or its Territories.
7. **C-IV only:** Remove the existing page validation which requires spouses to have the same tax filing status. This will allow one spouse to indicate they file as 'Married Filing Separate' and the other not file at all.
8. Update Batch MAGI to skip a case when a tax filer with "Expected Filing Status" 'Married Filing Jointly' is missing the "Tax Filing Association" selection to indicate with whom they file, or when both individuals are not on the EDR or when both individuals do not have "Expected Filing Status" 'Married Filing Jointly'. The exceptions to these requirements are when the EDR includes a negative action or non-compliance for the tax filer, or if "Married Filing Jointly Exception" indicated as 'Yes' for the tax filer.
9. Update the Batch MAGI to skip a case when the EDR would include a deceased person as the joint tax filer in the calendar year after they are deceased.

10. Update Batch MAGI to skip a case when the Primary Applicant has a physical and/or mailing address outside the United States or its Territories.
11. Add a non-compliance reason named, "Married Filing Jointly Spouse Information" to the 'Failed to Provide' type for the Medi-Cal program. This non-compliance is not used by Medi-Cal EDBC to close an individual or program, but it will be used together with the MAGI Medi-Cal negative action for 'Failure to Complete Determination' or 'Failure to Complete Redetermination' to generate additional language on the MAGI Medi-Cal Change(C-IV), Denial or Discontinuance NOA.
12. Update Medi-Cal EDBC rules to save 'FTP-Married Filing Jointly Spouse Information' person status reason when an individual is denied or discontinued from MAGI Medi-Cal for 'Failure to Complete Determination' or 'Failure to Complete Redetermination' and the 'Married Filing Jointly Spouse Information' non-compliance is referenced in the EDR corresponding to the DER used by Medi-Cal EDBC.
13. The Systems eHIT logic will communicate the "Tax Filing Status Association" and out-of-country indicator in the EDR to CalHEERS and save both values when received in a DER. The Systems eHIT logic will no longer send the FIPS code when the address is outside of California and will display the new EERC when CalHEERS determines an individual MAGI ineligible or discontinued because they have a physical address outside of California.
14. The Systems eHIT logic will save the non-compliance reason "Married Filing Jointly Spouse Information" in the background of the EDR when the non-compliance is high-dated and is effective for the individual for the entire EDR benefit month. "Married Filing Jointly Spouse Information" will not be sent to CalHEERS and will not display on the EDR for the worker in MAGI Person Detail.
15. Create a new MAGI Medi-Cal NOA reason for "Married Filing Jointly Spouse Information" to generate when an individual is denied or discontinued from MAGI Medi-Cal for the person status reason 'FTP-Married Filing Jointly Spouse Information'.
16. Update the trigger conditions for the California Residence NOA to generate if the EERC 'Individual is not a California Resident' is on the DER and the individual is Discontinued or Denied from MAGI Medi-Cal.
17. Perform a one-time data change for individuals with "Expected Filing Status" of 'Married Filing Jointly' and relationship of spouse (in the Relationship Detail page) to create the "Tax Filing Status Association" with each other. Create a Journal entry for the cases processed successfully in the one-time process.
18. Generate a one-time list of active Medi-Cal programs with at least one Medi-Cal program person active on a MAGI Medi-Cal aid code where the interpreted tax record for the come-up month has at least one individual with "Expected Filing Status" 'Married Filing Jointly', but the "Tax Filing Status Association" was not populated from the one-time data change. Include a column with known reasons the "Tax Filing Status Association" was not populated from the one-time data change.

## 1.4 Assumptions

1. C4Yourself and YourBenefitsNow will not be updated with the Tax Household and Out-of-Country changes. CIV-106420 | CA-213591 placeholder SCR were created to address the functionality. The SCR has not yet been prioritized.
2. CalHEERS Portal allows an individual to attest to the same individual specified as the Tax Filing Status Association to more than one tax filer who file Tax Filing Status of 'Married Filing Jointly'. The Systems will also allow this functionality per DHCS decision.

For example:

Person A attests to expected filing status 'Married Filing Jointly' with Person B.  
Person B attests to expected filing status 'Married Filing Jointly' with Person C.  
Person C attests to expected filing status 'Married Filing Jointly' with Person B.

For each tax record itself, each person only selected they file with one other person, but both Person A and Person C attested to filing 'Married Filing Jointly' with B.

While this is an unlikely scenario, DHCS decided that the applicant should have the ability to attest to their tax filing situation and the CalHEERS Portal and The Systems shall not restrict this scenario.

3. There will be no updates to eICT; any related changes to eICT will be in a separate effort.
4. There are no changes to the Tax Filing Information printed on the MC 216 (MAGI Pre-Pop Form) or the No Change Medi-Cal Renewal NOA.
5. Threshold translations for the "FTP - Married Filing Jointly Spouse Information" MAGI Medi-Cal Denial or Discontinuance NOA reason will be added as part of future SCR (CA-213726 | CIV-106464).
6. **LRS/CalSAWS:** SCR CA-213833 will add Hmong and Lao threshold translations for Married Filing Jointly Spouse Information NOA and California Residence NOA.
7. A future SCR effort to add missing Templates and Fragments in Arabic and Farsi will add Arabic and Farsi to the California Residence NOA.
8. Per DCHS request on 5/13/2020, this SCR will be implemented with two Batch MAGI skips temporarily turned off (Recommendations 2.5.2.4 and 2.5.2.5). The Batch MAGI skips will be turned on in the future with SCR CA-216391 | CIV-107286 upon instruction from DHCS.

## 2 RECOMMENDATIONS

### 2.1 Tax Household Detail Page

#### 2.1.1 Overview

Update the Tax Household Detail page to allow a Worker to establish the “Tax Filing Status Association” and/or indicate if the tax filer meets the “Married Filing Jointly Exception” for individuals with “Expected Filing Status” of ‘Married Filing Jointly’.

#### 2.1.2 Tax Household Detail Page Mockup

The mockup shows a form titled "Tax Household Detail" with a "Save" and "Cancel" button at the top right. A red asterisk indicates required fields. The form contains the following fields:

- Name:** Anton Nimitz
- Primary Tax Filer:** Yes (dropdown)
- Filing Year:** 2019
- Is this person expected to be required to file taxes for the current year?** Yes (dropdown)
- Is this person planning to file taxes for the current year?** Yes (dropdown)
- Expected Filing Status:** Head of Household (dropdown)
- Caretaker Relative:** (dropdown, highlighted with a red box)
- Is this person expected to be claimed as a Dependent by a non-custodial parent?** No (dropdown)
- Who claims this person as a Dependent this year?** -Select- (dropdown)
- Projected Annual Income** (section header)
- Projected Annual Income Amount:** (text input)
- Is the Projected Annual Income amount correct?** (dropdown)

At the bottom right, there are "Save" and "Cancel" buttons.

Figure 2.1.2.1 – ‘Caretaker Relative:’ field repositioned and displayed under ‘Expected Filing Status:’ field

**Tax Household Detail**

\*- Indicates required fields

Save Cancel

Name: \* Anton Nimitz Primary Tax Filer: \* Yes Filing Year: \* 2019

Is this person expected to be required to file taxes for the current year? \* Yes

Is this person planning to file taxes for the current year? Yes

Expected Filing Status: Married Filing Jointly Married Filing Jointly Exception: \* No Tax Filing Status Association: \*

Caretaker Relative: No

Is this person expected to be claimed as a Dependent by a non-custodial parent? No

Who claims this person as a Dependent this year? -Select-

**Projected Annual Income**

Projected Annual Income Amount: Is the Projected Annual Income amount correct?

Save Cancel

Figure 2.1.2.2 – “Tax Filing Status Association:” drop-down is required when “Married Filing Jointly Exception:” is ‘No’

**Tax Household Detail**

\*- Indicates required fields

Save Cancel

Name: \* Anton Nimitz Primary Tax Filer: \* Yes Filing Year: \* 2019

Is this person expected to be required to file taxes for the current year? \*

Yes

Is this person planning to file taxes for the current year?

Yes

Expected Filing Status: Married Filing Jointly Married Filing Jointly Exception \* Yes Tax Filing Status Association: -Select-

Caretaker Relative:

Is this person expected to be claimed as a Dependent by a non-custodial parent?

No

Who claims this person as a Dependent this year?

-Select-

**Projected Annual Income**

Projected Annual Income Amount: Is the Projected Annual Income amount correct?

Save Cancel

**Figure 2.1.2.3 – “Tax Filing Status Association:” drop-down is not required when “Married Filing Jointly Exception:” is ‘Yes’**

### 2.1.3 Description of Changes

1. Reposition and display “Caretaker Relative:” drop-down field under the “Expected Filing Status:” drop-down field as shown in Figure 2.1.2.1.
2. Add a new drop-down named “Married Filing Jointly Exception:” as shown in Figures 2.1.2.2 and 2.1.2.3.
  - a. Display “Married Filing Jointly Exception:” to the right of “Expected Filing Status:” field.
  - b. Possible values are ‘Yes’ or ‘No’; default value is ‘No’.
  - c. Dynamically display “Married Filing Jointly Exception:” as a required field when “Expected Filing Status:” of ‘Married Filing Jointly’ is selected.

3. Add a new drop-down named "Tax Filing Status Association:" as shown in Figures 2.1.2.2 and 2.1.2.3.
  - a. Display "Tax Filing Status Association:" to the right of "Married Filing Jointly Exception:" field.
  - b. Drop-down options:
    - i. List all case individuals excluding:
      - Duplicate Person
      - Hidden Person
      - Tax Filer
    - ii. Include in the drop-down individuals who have any of the following relationships to the tax filer:
      - Aunt/Uncle (up to 3 greats)
      - Common Law (**LRS/CalSAWS only**)
      - Cousin (1st or 1st once removed)
      - Domestic Partner (**C-IV only**)
      - Registered Domestic Partner (**LRS/CalSAWS only**)
      - Niece/Nephew
      - Other Relative
      - Sibling (full or half)
      - Spouse
      - Stepsibling
      - Unrelated

**Note:** The format for the drop-down values differ between LRS/CalSAWS and C-IV. Each system will display the options in their standard format for person drop downs on that page as below:

- i. LRS/CalSAWS: [Last Name], [First Name] Age (in years)  
Gender
- ii. C-IV: [First Name] [Last Name]
- c. Dynamically display "Tax Filing Status Association:" as a required field when the value of "Married Filing Jointly Exception:" field is set to 'No' as shown in Figure 2.1.2.3
- d. Dynamically display "Tax Filing Status Association:" as an optional field when the value of "Married Filing Jointly Exception:" field is set to 'Yes' as shown in Figure 2.1.2.4

**Note:** The Systems will remove the selection from "Married Filing Jointly Exception:" and "Tax Filing Status Association:" fields when the "Expected Filing Status:" field value is changed from 'Married Filing Jointly' to another value and "Married Filing Jointly Exception:" and "Tax Filing Status Association:" become hidden.

#### 2.1.4 Page Location

- **Global:** Eligibility
- **Local:** Customer Information
- **Task:** Tax Household



### **2.1.5 Security Updates**

None

### **2.1.6 Page Mapping**

Update the Page Mapping to account for the new fields.

### **2.1.7 Page Usage/Data Volume Impacts**

No impacts.

## 2.2 Address Detail Page (C-IV only)

### 2.2.1 Overview

Update the Address Detail page to include a new “Country” drop-down field to allow a worker to specify when an address is outside of the United States. This closes a design difference between LRS/CalSAWS and C-IV.

### 2.2.2 Address Detail Page Mockup

**Address Detail**

\* - Indicates required fields

**Address Information**

**Address Applies To: \***

Select -

**Begin Date: \*** **End Date:**

**Address Type(s): \***

Select -

Mailing

Physical

**Address Line 1: \***

**Address Line 2:**

**City: \*** **State:** **ZIP Code:**

**Country: \***

Russia

Save and Return Cancel

Save and Return Cancel

Figure 2.2.1 – Address Detail Page “Create” mode

**Address Detail**

\* - Indicates required fields

**Address Information**

**Address Applies To: \***

**Begin Date: \*** 11/01/2017 **End Date:**

**Address Type: \*** Physical

**Address Line 1: \*** 181 Kiev

**Address Line 2:**

**City: \*** Moscow **State:** **ZIP Code:**

**Country: \*** Russia **Address County:**

Save and Return Cancel

Figure 2.2.2 – Address Detail Page “Edit” mode

### 2.2.3 Description of Changes

1. Update the Address Detail page to include a new required drop-down field “Country:” as shown in Figure 2.2.1 and Figure 2.2.2.
  - a. “Country:” field will display the same options that are currently available on the Individual Demographics Detail page under the “Birth Country:” drop-down field
  - b. In “Create” mode the “Country:” field will default to ‘United States’ and the “State:” field will default to ‘CA’
    - i. When the “Country:” field is changed to another value other than ‘United States’, the page will refresh. Upon loading, the “State:” field will default to Blank.
    - ii. If the “Country:” field is changed back to ‘United States’, the page will refresh. Upon loading, the “State:” field will default back to ‘CA’.
  - c. In “Edit” mode when the “Country:” field is changed to another value, the page will refresh and will auto-populate with the current address information for that person for the address type.
    - i. Example: If the Physical address in the system for John Doe is “123 Testing St. San Bernardino, CA 12345” when the worker changes the value in the “Country:” field, the page will refresh and it will auto-populate with “123 Testing St. San Bernardino, CA 12345” again until the edited address is saved.

- d. If the "Country:" field is set to anything other than 'United States', the "State:" and "ZIP Code:" fields are not required.

#### 2.2.4 Page Location

- **Global:** Case Info
- **Local:** Case Summary
- **Task:** Contact

#### 2.2.5 Security Updates

N/A

#### 2.2.6 Page Mapping

Update the Page Mapping to account for the new field.

#### 2.2.7 Page Usage/Data Volume Impacts

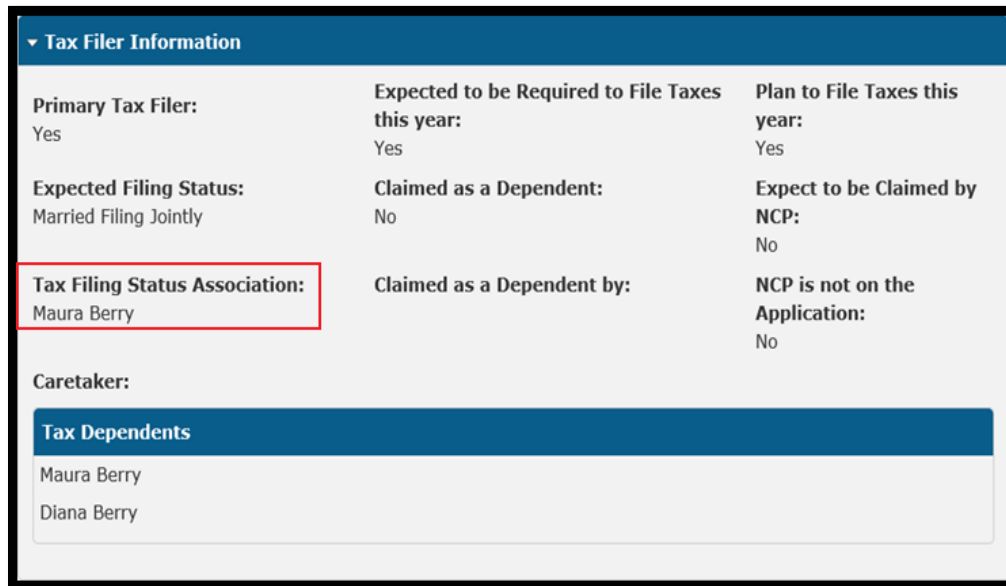
N/A

### 2.3 MAGI Person Detail page

#### 2.3.1 Overview

Update the MAGI Person Detail page to display the "Tax Filing Status Association:" and "Residing Outside Country/US:" sent in the EDR or received in the DER via eHIT.

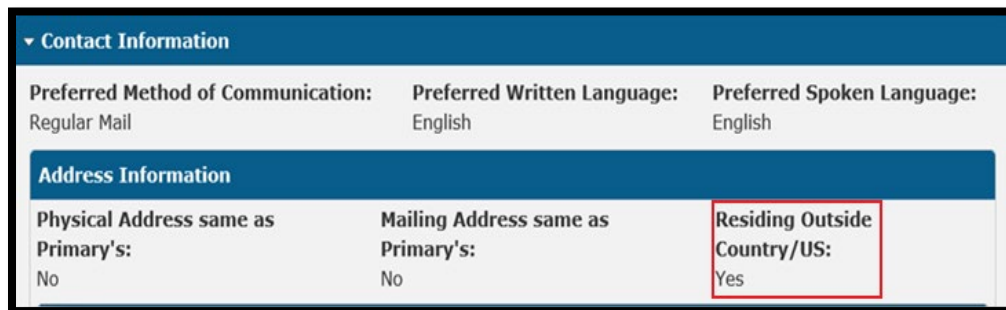
## 2.3.2 MAGI Person Detail Page Mockup



The mockup shows the 'Tax Filer Information' section of the MAGI Person Detail page. It contains several fields arranged in a grid. The 'Tax Filing Status Association' field is highlighted with a red border and contains the value 'Maura Berry'. Below this section is a 'Tax Dependents' list containing 'Maura Berry' and 'Diana Berry'.

▼ Tax Filer Information		
Primary Tax Filer: Yes	Expected to be Required to File Taxes this year: Yes	Plan to File Taxes this year: Yes
Expected Filing Status: Married Filing Jointly	Claimed as a Dependent: No	Expect to be Claimed by NCP: No
<b>Tax Filing Status Association:</b> Maura Berry	Claimed as a Dependent by:	NCP is not on the Application: No
Caretaker:		
<b>Tax Dependents</b>		
Maura Berry		
Diana Berry		

Figure 2.3.2.1 – “Tax Filing Status Association:” field denotes Married Filing Jointly association



The mockup shows the 'Contact Information' section of the MAGI Person Detail page. It includes fields for communication preferences and address information. The 'Residing Outside Country/US' field is highlighted with a red border and contains the value 'Yes'.

▼ Contact Information		
Preferred Method of Communication: Regular Mail	Preferred Written Language: English	Preferred Spoken Language: English
<b>Address Information</b>		
Physical Address same as Primary's: No	Mailing Address same as Primary's: No	<b>Residing Outside Country/US:</b> Yes

Figure 2.3.2.2 – “Residing Outside Country/US:” field denotes an out-of-country indicator

## 2.3.3 Description of Changes

1. Reposition and display the “Caretaker:” field under the “Tax Filing Status Association:” field of the ‘Tax Filer Information’ section on the MAGI Person Detail page as shown in Figure 2.3.2.1.
2. Add a field named “Tax Filing Status Association:” in the ‘Tax Filer Information’ section of the MAGI Person Detail page to display the value in the EDR or DER as shown in Figure 2.3.2.1.
  - a. Display “Tax Filing Status Association:” field under “Expected Filing Status:” field.
  - b. Possible values are Blank or an [individual's name].
3. Add a field named, “Residing Outside Country/US:” in the ‘Address Information’ panel of the ‘Contact Information’ section on the MAGI Person Detail page as shown on Figure 2.3.2.2

- a. Display "Residing Outside Country/US:" to the right of "Mailing Address same as Primary's:" field.
- b. Possible values are Blank or 'Yes'.

#### 2.3.4 Page Location

- **Global:** Eligibility
- **Local:** Customer Information
- **Task:** MAGI Eligibility>MAGI Request Detail>MAGI Person Detail

#### 2.3.5 Security Updates

No change.

#### 2.3.6 Page Mapping

Update the Page Mapping to account for the new fields.

#### 2.3.7 Page Usage/Data Volume Impacts

No impacts.

### 2.4 MAGI Determination List page

#### 2.4.1 Overview

Update the MAGI Determination List page to require joint tax filers to both file as 'Married Filing Jointly' and to indicate with whom they file. The exceptions to these requirements are when the EDR includes a negative action or non-compliance for the tax filer, or when the Worker indicated "Married Filing Jointly Exception" as 'Yes' for the tax filer on the Tax Household Detail page.

Update the MAGI Determination List page to require both individuals who indicate they are joint tax filers to be on the EDR and prevent sending a deceased person as the joint tax filer in the calendar year after they are deceased.

Update the MAGI Determination List page to require the Primary Applicant to have a physical and mailing address within the United States or its Territories.

**C-IV only:** Remove the existing page validation which requires spouses to have the same tax filing status. This will allow one spouse to indicate they file as 'Married Filing Separate' and the other not file at all.

## 2.4.2 Description of Changes

**Note:** For the below changes, the eHIT logic that identifies the appropriate Tax Household or Address Detail record used for the EDR is not changed.

1. Add a validation to prevent sending an EDR when the individual selected in "Tax Filing Status Association" is deceased in the calendar year prior to the EDR benefit month.
  - a. Criteria: The individual selected in "Tax Filing Status Association" became a verified deceased person in a calendar year prior to the EDR benefit month.
  - b. Validation Trigger: "Request MAGI" button is clicked.
  - c. Validation Message: "Joint Tax Filer [Tax Filing Status Association person name] is deceased in the prior calendar year. Please review Tax Household composition."
  - d. Hard Stop Validation: Yes
2. Add a validation to prevent sending an EDR when the joint tax filer is missing on the EDR.
  - a. Criteria: The tax filer indicated an individual in the "Tax Filing Status Association" who is not included in the EDR
  - b. Validation Trigger: "Request MAGI" button is clicked.
  - c. Validation Message: "Joint Tax Filer [Tax Filing Status Association person name] is not included in the **EDR MAGI Request**. Please review Tax Household composition."
  - d. Hard Stop Validation: Yes
3. Add a validation to prevent sending an EDR when the Tax Filing Status Association is missing.
  - a. Criteria: The tax filer has "Expected Tax Filing Status" 'Married Filing Jointly' but the "Tax Filing Status Association" individual not specified.
  - b. Exception: Do not trigger this validation if any of the following are true:
    - i. The EDR includes a negative action for the tax filer
    - ii. The EDR includes a non-compliance for the tax filer
    - iii. The value of "Married Filing Jointly Exception" field is set to 'Yes' for the tax filer.
  - c. Validation Trigger: "Request MAGI" button is clicked.
  - d. Validation Message: "Tax Filing Status Association is required for: [tax filer person name]. Please review Tax Household composition."
  - e. Hard Stop Validation: Yes
4. Add a validation to prevent sending an EDR when joint tax filers do not both have "Expected Filing Status" of 'Married Filing Jointly'.
  - a. Criteria: The tax filer and the individual indicated in "Tax Filing Status Association" do not both have "Expected Filing Status" 'Married Filing Jointly' for the tax household records considered for the EDR benefit month

- b. Exception: Do not trigger this validation if any of the following are true:
    - i. The EDR includes a negative action for the tax filer
    - ii. The EDR includes a non-compliance for the tax filer
    - iii. The value of "Married Filing Jointly Exception" field is set to 'Yes' for the tax filer.
  - c. Validation Trigger: "Request MAGI" button is clicked.
  - d. Validation Message: "Tax Filing Status Association person [Tax Filing Status Association person name] does not file as Married Filing Jointly. Please review Tax Household composition."
  - e. Hard Stop Validation: Yes
- 5. Add a validation to prevent sending an EDR when the Primary Applicant has a physical and/or mailing address outside the United States or US Territories. If the "State" for the address is 'California', consider the address within the United States regardless of the value in the "Country" field. If the "Country" field is null, consider that within the United States.
  - a. Criteria: The "State" is not 'California' and the "Country" in the physical and/or mailing Address Detail record used for the EDR for the Primary Applicant is not null, 'United States' nor a US Territory.
  - b. Validation Trigger: "Request MAGI" button is clicked.
  - c. Validation Message: "Primary Applicant must have a physical and mailing address within the United States or US Territories."
  - d. Hard Stop Validation: Yes
- 6. **C-IV only:** Remove 'Spouses must have the same Filing Status on the Tax Household Detail' validation which requires the same "Expected Filing Status" for spouses when requesting MAGI.

### 2.4.3 Page Location

- **Global:** Eligibility
- **Local:** Customer Information
- **Task:** MAGI Eligibility

### 2.4.4 Security Updates

No change.

### 2.4.5 Page Mapping

No change.

### 2.4.6 Page Usage/Data Volume Impacts

No impacts.



## 2.5 Batch MAGI

### 2.5.1 Overview

Update Batch MAGI to skip a case when a tax filer with "Expected Filing Status" 'Married Filing Jointly' is missing the "Tax Filing Association" selection to indicate with whom they file, or when both individuals are not on the EDR or when both individuals do not have "Expected Filing Status" 'Married Filing Jointly'. The exceptions to these requirements are when the EDR includes a negative action or non-compliance for the tax filer, or if "Married Filing Jointly Exception" indicated as 'Yes' for the tax filer in the Tax Household Detail page.

Update the Batch MAGI to skip a case when the EDR would include a deceased person as the joint tax filer in the calendar year after they are deceased.

Update Batch MAGI to skip a case when the Primary Applicant has a physical and/or mailing address outside the United States or its Territories.

### 2.5.2 Description of Change

1. Add the following Batch MAGI skip reasons to the 'Not Processed Reason' category (CT\_707).

Not Processed Reason
Tax Filing Status Association individual is deceased
Joint tax filer is missing on the EDR MAGI Request
Tax Filing Status Association is missing
Joint tax filers must both file Married Filing Jointly
Primary Applicant has out-of-country address

2. Update Batch MAGI skip logic to skip a case for "Tax Filing Status Association Individual is deceased" when the individual indicated in the "Tax Filing Status Association" became a verified deceased person in a calendar year prior to the EDR benefit month.
3. Update Batch MAGI skip logic to skip a case for "Joint tax filer is missing on the EDR MAGI Request" when the tax filer indicated an individual in the "Tax Filing Status Association" who is not included in the EDR.
4. Per DHCS, temporarily turn off the below Batch MAGI Skip until further notice.

Update Batch MAGI skip logic to skip a case for "Tax Filing Status Association is missing" when the tax filer has "Expected Filing Status" of 'Married Filing Jointly' but an individual is not specified in "Tax Filing Status Association".

- a. Exception: Do not skip if any of the following are true:
  - i. The EDR includes a negative action for the tax filer
  - ii. The EDR includes a non-compliance for the tax filer

- iii. "Married Filing Jointly Exception" indicated as 'Yes' for the tax filer.

**5. Per DHCS, temporarily turn off the below Batch MAGI Skip until further notice.**

Update Batch MAGI skip logic to skip a case for "Joint tax filers must both file Married Filing Jointly" when the tax filer and the individual indicated in "Tax Filing Status Association" do not both have "Expected Filing Status" 'Married Filing Jointly' for the Tax Household record considered for the EDR benefit month.

- a. Exception: Do not skip if any of the following are true:
  - i. The EDR includes a negative action for the tax filer
  - ii. The EDR includes a non-compliance for the tax filer
  - iii. "Married Filing Jointly Exception" indicated as 'Yes' for the tax filer.
- 6. Update Batch MAGI skip logic to skip a case for "Primary Applicant has out-of-country address" when the "State" is not 'California' and the "Country" in the physical and/or mailing Address Detail record used for the EDR for the Primary Applicant is not null, 'United States' nor a US Territory.

### **2.5.3 Execution Frequency**

No change.

### **2.5.4 Key Scheduling Dependencies**

No change.

### **2.5.5 Counties Impacted**

All counties

### **2.5.6 Data Volume/Performance**

No significant performance impact is expected.

### **2.5.7 Failure Procedure/Operational Instructions**

Batch Support Operations staff will evaluate transmission errors and failures and determine the appropriate resolution (i.e., manually retrieving the file from the directory and contacting the external partner if there is an account or password issue, etc.)

## 2.6 Eligibility Non-Compliance Detail page

### 2.6.1 Overview

Add a non-compliance reason named, “Married Filing Jointly Spouse Information” to the ‘Failed to Provide’ type for the Medi-Cal program. This non-compliance is not used by Medi-Cal EDBC to close an individual or program, but it will be used together with the MAGI Medi-Cal negative action for ‘Failure to Complete Determination’ or ‘Failure to Complete Redetermination’ to generate additional language on the MAGI Medi-Cal Denial, Discontinuance or Change NOA. (Change NOA is for C-IV only.)

### 2.6.2 Eligibility Non-Compliance Detail Mockup

The screenshot shows the 'Eligibility Non-Compliance Detail' form. At the top, there are three buttons: 'Save and Add Another', 'Save and Return', and 'Cancel'. Below these, the form fields are as follows:

- Program:** Medi-Cal
- Name: \*** Gray, Amber 49F
- Type: \*** Failure to Provide
- Reason: \*** A dropdown menu is open, showing options: '- Select -', '- Select -', 'HIC Number', 'Married Filing Jointly Spouse Information' (highlighted with a red box), 'Name/Identity', 'Other Health Care Coverage', and 'Third Party Liability'.
- End Date:** A date picker icon is visible.

At the bottom of the form, there are three buttons: 'Save and Add Another', 'Save and Return', and 'Cancel'. A status bar at the very bottom indicates 'This page took 0.49 seconds to load.'

**Figure 2.7.2.1 – Adding “Married Filing Jointly Spouse Information” Non-Compliance Reason**

### 2.6.3 Description of Changes

1. Create a non-compliance reason (CT\_365) named, “Married Filing Jointly Spouse Information” (as shown in Figure 2.7.2.1) for the Medi-Cal program and ‘Failure to Provide’ “Type”.

### 2.6.4 Page Location

- **Global:** Eligibility
- **Local:** Customer Information
- **Task:** Non-Compliance

### **2.6.5 Security Updates**

No change

### **2.6.6 Page Mapping**

No change

### **2.6.7 Page Usage/Data Volume Impacts**

No change

## **2.7 Eligibility Rules Updates**

### **2.7.1 Overview**

Update Medi-Cal EDBC rules to save 'FTP-Married Filing Jointly Spouse Information' person status reason when an individual is denied or discontinued from MAGI Medi-Cal for 'Failure to Complete Determination' or 'Failure to Complete Redetermination' and the "Married Filing Jointly Spouse Information" non-compliance is referenced in the EDR corresponding to the DER used by Medi-Cal EDBC.

### **2.7.2 Description of Changes**

1. Add person status reason named, "FTP-Married Filing Jointly Spouse Information" (CT\_73). The reason will not close an individual on its own, will not be communicated to MEDS and will not display on the Medi-Cal EDBC Summary page. The reason will display on the Individual Detail page along with the negative action reason that closed the person.
2. Update Medi-Cal EDBC rules to save person status reason "FTP-Married Filing Jointly Spouse Information" when all are true:
  - a. The individual is discontinued or denied from MAGI Medi-Cal for negative action reason 'Failure to Complete Determination' or 'Failure to Complete Redetermination'.
  - b. The individual has a non-compliance reason of "Married Filing Jointly Spouse Information" in the EDR corresponding to the DER use by Medi-Cal EDBC.

### **2.7.3 Programs Impacted**

Medi-Cal

### **2.7.4 Performance Impacts**

No change

## 2.8 eHIT Update

### 2.8.1 Overview

The Systems eHIT logic will communicate the "Tax Filing Status Association" and out-of-country indicator in the EDR to CalHEERS and save both values when received in a DER. The Systems eHIT logic will no longer send the FIPS code when the address is outside of California and will display the new EERC when CalHEERS determines an individual MAGI ineligible or discontinued because they have a physical address outside of California.

The Systems eHIT logic will save the non-compliance reason "Married Filing Jointly Spouse Information" in the background of the EDR when the non-compliance is high-dated and is effective for the individual for the entire EDR benefit month. "Married Filing Jointly Spouse Information" will not be sent to CalHEERS and will not display on the EDR for the worker in MAGI Person Detail.

### 2.8.2 Description of Changes

**Note:** For the below changes, the eHIT logic that identifies the appropriate Tax Household or Address Detail record for the EDR is not changed.

1. Update eHIT outbound logic to include the "Tax Filing Status Association" individual in the EDR when "Tax Filing Status Association" is specified for the Tax Household record sent in the EDR.
  - a. "Tax Filing Status Association" is sent as "TaxFilingStatusAssociation" node, with sub elements:
    - SystemCode: SAWS
    - CasePersonNumber: corresponding SAWS Person number for the individual specified in "Tax Filing Status Association".
2. Update eHIT inbound logic to save the "Tax Filing Status Association" received in the DER.
  - a. "Tax Filing Status Association" is received as "TaxFilingStatusAssociation" node, with sub elements:
    - SystemCode: CalHEERS
    - CasePersonNumber: corresponding CalHEERS Person number
  - b. Update eHIT to populate e-data for "Tax Filing Status Association" when received in an unsolicited DER.

**Technical Note:** If the "Tax Filing Status Association" individual identified on the unsolicited DER does not meet The Systems criteria for the dropdown values (i.e. the individual is the Tax Filer's child/parent, the individual is marked as duplicate or hidden, etc.), the e-data will not populate for the field.

3. Update eHIT outbound logic to send the out-of-country indicator = "Yes" for an individual when the "State" in their Physical Address Detail record is not 'California' and the "Country" is not null, nor 'United States' nor US Territories.
4. When the out-of-country indicator is sent as "Yes", do not include a physical and mailing address in the EDR for that individual.
  - a. Out-of-country indicator is sent as "OutOfCountryAddressInd"
    - i. Do not send the address node for both Physical and Mailing address in the EDR for the individual with "OutOfCountryAddressInd" = Y.
5. Update eHIT inbound logic to save the Out-of-Country indicator received in the DER.
  - a. Out-of-country indicator is received as "OutOfCountryAddressInd"
6. Update eHIT outbound logic to send the "Mailing Address Same as Primary's" = 'Yes' when an individual has a physical address in California or in the United States or US Territory, but their mailing address is out of country.
  - a. Criteria:
    - i. Individual's physical address has "State" = 'California' or "Country" is null, 'United States' or US Territories.
    - ii. Individual's mailing address does not have "State" = 'California' and "Country" is not null, nor 'United States' nor US Territories.
  - b. Send 'sameMailingAddressAsHouseholdContactInd' = Y
7. Add the following EERC (CT\_466).

Code	Short Description	Long Description
OS	Individual not a California Resident	This person has been determined ineligible/discontinued for Medi-Cal as the individual is not a California Resident.

The new EERC will display on the following pages, when applicable.

- MAGI Determination Summary
  - MAGI Determination Detail
  - MAGI Referral Detail
8. Update eHIT outbound logic to no longer send the FIPS code (FIPSCountyCode) in the Address node in the EDR or Information Update when sending a non-California Physical and/or Mailing address.
  9. Update eHIT outbound logic to save the non-compliance reason "Married Filing Jointly Spouse Information" in the background of the EDR when the non-compliance is high-dated and is effective for the individual for the entire EDR benefit month. "Married Filing Jointly Spouse Information" will not be sent to CalHEERS and will not display on the EDR for the worker in MAGI Person Detail.

### 2.8.3 Interface Partner

CalHEERS

## 2.9 Correspondence: Married Filing Jointly Spouse Information

### 2.9.1 Overview

Create a new MAGI Medi-Cal NOA reason for “Married Filing Jointly Spouse Information” to generate when an individual is denied or discontinued from MAGI Medi-Cal for the person status reason ‘FTP-Married Filing Jointly Spouse Information’.

### 2.9.2 Create “Married Filing Jointly Spouse Information” Fragment XDP

1. Create a new MAGI Medi-Cal NOA reason for “Married Filing Jointly Spouse Information”. (See Supporting Document #2, #3 and #4 for NOA Mock ups)

	CalSAWS/LRS	C-IV
NOA Template	Denial - MC-MAGI-D (11/2015) Discontinuance: MC-MAGI-T (11/2015)	TEMPLATE_NO_BUDGET_MAGI
Short Description (on Document List Page)	MAGI Denial/ MAGI Termination	NOA – MC – Denial NOA – MC – Discontinuance NOA – MC – Change
Program	MAGI Medi-Cal	MAGI Medi-Cal
Action Type	Denial/Discontinuance	Denial/Discontinuance/ Change
Fragment Level	Person/Individual	Person
Repeatable	Yes	Yes
Include NA BACK 9	MAGI NA BACK 9	MAGI NA BACK 9
Languages	English and Spanish	English and Spanish

**Table 2.9.2.1 Details regarding the newly added Reason**

Note: Threshold will be added with SCRs CA-213726 | CIV-106464

- LRS/CalSAWS Verbiage for “Married Filing Jointly Spouse Information” reason.

Description	Verbiage
English - Static Text	You did not provide the information that we asked for. We need you to provide information about all household members living in your home or included on your tax return to see if you can still get Medi-Cal. Please call us or visit your county social services office to give us this information.
Spanish – Static Text	Usted no proporcionó la información que le solicitamos. Necesitamos que nos proporcione información sobre todos los miembros del hogar que viven en su hogar o que se incluyen en su declaración de impuestos para ver si aún puede obtener Medi-Cal. Por favor llámenos o visite la oficina de servicios sociales de su condado para proporcionarnos la información.

- C-IV verbiage for “Married Filing Jointly Spouse Information” reason.

Description	
English - Static Text	<Person> did not provide the information that we asked for. We need <Person> to provide information about all household members living in your home or included on <Person>'s tax return to see if <Person> can still get Medi-Cal. Please call us or visit <Person>'s county social services office to give us this information.
Spanish – Static Text	<Person> no proporcionó la información que le solicitamos. Necesitamos que <Person> nos proporcione información sobre todos los miembros del hogar que viven en su hogar o que se incluyen en la declaración de impuestos de <Person> para ver si <Person> aún puede obtener Medi-Cal. Por favor llámenos o visite la oficina de servicios sociales del condado de <Person> para proporcionarnos la información.

Note: In both the Systems, English fragment will have the formatting of Arial with Font size 10. Spanish and threshold will generate based on Project standards for that language.



### 2.9.3 Fragment Generation

1. Populate the 'Married Filing Jointly Spouse Information' reason fragment on the NOA when the following conditions are true:
  - a. Program is MAGI Medi-Cal
  - b. The person status reason is 'FTP-Married Filing Jointly Spouse Information'
2. CalSAWS/LRS: Following are the action/message fragment details for the Married Filing Jointly Spouse Information NOA.

	MAGI Person Name Fragment	Action Fragment	Message Fragment
Denial	H_PERSON_NAME (4094)	H_DN_ACTION1 (4090)	H_DN_MESSAGE1 (5070)
Discontinuance	H_PERSON_NAME (4094)	H_TN_ACTION1 (4092)	H_TN_MESSAGE1 (5072)

3. **Ordering on the NOA:** This reason fragment will generate following the Action fragment.

### 2.9.4 Variable Population (C-IV only)

1. Populate the variable for the "Married Filing Jointly Spouse Information" reason as follows.

Variable Name	Population
<Person>	Populate the name of the person (First and Last) who has the status reason of 'Married Filing Jointly Spouse Information' Example: "John Doe"

### 2.9.5 Add Regulations for Married Filing Jointly Spouse Information

Add the following regulations to the NOA when the reason verbiage for "Married Filing Jointly Spouse Information" is populated on the NOA.

- **LRS/CalSAWS** MAGI Regulations: California Code Regulations, Title 22 § 50175, 50171, and 42 Code of Federal Regulations § 435.603
- **C-IV** MAGI Regulations: Title 22, CCR Section 50175; Title 22, CCR Section 50171; 42 CFR Section 435.603;

**Note:** As per the existing functionality, regulations are formatted differently in C-IV and LRS/CalSAWS.

## 2.10 Correspondence: California Residence NOA

### 2.10.1 Overview

This effort updates the trigger conditions for the California Residence NOA to generate if the EERC 'Individual is not a California Resident' (OS) is on the DER and the individual is discontinued or denied from MAGI Medi-Cal.

### 2.10.2 Description of Change

1. Update the rule to populate the California Residence reason fragment when the person is denied or discontinued with the EERC 'OS' along with EERC 'RF'.

If an individual is denied or discontinued from MAGI Medi-Cal for both EERC codes 'Residency – Admin Verification Failed' (RF) and 'Individual not a California Resident' (OS), the California Residence reason verbiage will only be populated once on the NOA although both the reasons are present on the MAGI determination. In other words, the California Residence reason verbiage will not be duplicated on the NOA.

Rule	Fragment Name	Verbiage
_700MAGIResidency EligEvalReason	RSN_MAGI_RESIDENCE _REASON	Our information shows VARIABLE is not a resident of California.

**Table 2.11.2.1 C-IV Rule to update**

Rule	Fragment Name	Verbiage
_700MagiEvalReasonsDenials	H_DN_NOT_CA_RESIDENT_H101 NOA ID: 7034	Our information shows you are not a resident of California.
_700MagiEvalReasonTermination	H_TN_NOT_CA_RESIDENT_H101 NOA ID: 7052	Our information shows you are not a resident of California.

**Table 2.11.2.1 LRS/CalSAWS Rule to update**

2. **LRS/CalSAWS):** As the fragments H\_DN\_NOT\_CA\_RESIDENT\_H101 and H\_TN\_NOT\_CA\_RESIDENT\_H101 have the same verbiage, merge these fragments into a single fragment.

## 2.11 Data Change

### 2.11.1 Overview

Perform a one-time data change for individuals with "Expected Filing Status" of 'Married Filing Jointly' and relationship of spouse (in the Relationship Detail page) to create the "Tax Filing Status Association" with each other. Create a Journal entry for the cases processed successfully in the one-time process.

### 2.11.2 Description of Change

1. Initiate a one-time Data Change Request (DCR) to populate the "Tax Filing Status Association" value with the tax filer's spouse when all are true:

- a. The tax filer has an "Expected Filing Status" of 'Married Filing Jointly' for the tax filing year.
- b. The tax filer has only one relationship of 'Spouse' on the Relationship Detail page effective on the last day of the calendar year that matches the tax filing year.

**Note:** "Marital Status" on the Individual Demographics Detail page is not considered when determining spouses.

- c. The spouse identified in b. has "Expected Filing Status" of 'Married Filing Jointly' for the same tax filing year.
- d. The spouse identified in b. does not have a relationship of 'Spouse' to any other individual on the Relationship Detail page effective on the last day of the calendar year that matches the tax filing year.

Populate the "Tax Filing Status Association" for every applicable Tax Household record in The Systems. This means, all Tax Household records for any tax filing years for all tax filers that meet the above criteria.

2. Create a Journal entry for the cases with an active Medi-Cal program processed successfully in the one-time process due to Recommendation 2.12.2.1

The Journal Entry will be displayed as follows on Journal Detail page:

**Journal Category:** All

**Journal Type:** Activity

**Short Description:** Tax Household Detail Record Update

**Long Description:** The system updated the "Tax Filing Status Association" field for at least one Tax Household Detail record on this case for spouses who both file 'Married Filing Jointly'.

Note: There will be one journal entry per case.

3. After the data change is complete, generate a one-time list of active Medi-Cal programs with the "Tax Filing Status Association" missing. See Outreach section.

### 2.11.3 Estimated Number of Records Impacted/Performance

C-IV: approximately 691,000 records impacted

LRS/CalSAWS: approximately 625,000 records impacted

The data change is not expected to execute for a significant amount of time.

## 3 SUPPORTING DOCUMENTS

Number	Functional Area	Description	Attachment
1.	Client Correspondence	LRS/CalSAWS: MFJ Spouse Info - Failure to Complete Determination NOA	LRS - MFJ Spouse Info Denial NOA.pdf
2.	Client Correspondence	LRS/CalSAWS: MFJ Spouse Info - Failure to Complete Redetermination NOA	LRS - MFJ Spouse Info Termination NOA.pdf
3.	Client Correspondence	C-IV: MFJ Spouse Info – Failure to Complete Determination NOA	CIV - MFJ Spouse Info Denial NOA.pdf

## 4 REQUIREMENTS

### 4.1 Project Requirements

REQ #	REQUIREMENT TEXT	How Requirement Met
2.5.2.1	The LRS shall require the collection of those LRS Data elements needed in order to determine eligibility and calculate benefits for public assistance programs.	New dropdown “Tax Filing Status Association” will enhance collection of Tax Household data. It will allow COUNTY-specified Users to modify and/or add Data that may impact the ongoing eligibility for MAGI Medi-Cal or Covered California programs.
2.8.1.7	The LRS shall determine when an individual is eligible for Medi-Cal coverage and shall ensure that all required information is collected, eligibility is determined, and share of cost is computed.	LRS/CalSAWS will track the non-compliance reason “Married Filing Jointly Spouse Information” to generate additional language on the MAGI Medi-Cal Denial or Discontinuance NOA.
3.5.2.1	The LRS shall enable the sharing of information across multiple agencies.	LRS/CalSAWS will communicate “Tax Filing Status Association” and out-of-country indicator fields via eHIT.

## 5 OUTREACH

### 5.1 Lists

1. Generate a one-time list of active Medi-Cal programs with at least one Medi-Cal program person active on a MAGI Medi-Cal aid code where the interpreted tax record for the come-up month has at least one individual with "Expected Filing Status" 'Married Filing Jointly', but the "Tax Filing Status Association" was not populated from the one-time data change. Include a column with known reason the "Tax Filing Status Association" was not populated from the one-time data change.

**List Name:** Missing Married Filing Jointly Tax Filing Status Association

**List Criteria:** Cases with active Medi-Cal programs with at least one Medi-Cal program person active on a MAGI Medi-Cal aid code where the interpreted tax record for the come-up month has at least one individual with "Expected Filing Status" 'Married Filing Jointly' and the "Tax Filing Status Association" was not updated from the one-time data change. Include an additional 'Reason' column with known reasons the "Tax Filing Status Association" was not populated from the one-time data change.

**Standard Columns:**

- Case Name
- Case Number
- County
- Unit
- Unit Name
- Office Name
- Worker

**Additional Column(s):**

- Reason: display the following known reasons. The 'Reason' may be blank if it does not meet the known reasons criteria, but meets the list criteria. There can be multiple known reasons if applicable.
  - **Relationship not Spouse:** Relationship is not 'Spouse' of the two individuals with Expected Filing Status "Married Filing Jointly" for the tax year
  - **Only one MFJ:** Only one individual claiming "Married Filing Jointly" in the tax year.
  - **More than two MFJ:** More than two individuals claiming, "Married Filing Jointly" in the tax year.

**Frequency:** One-time

**County Action:** Review why the "Tax filing Status Association" was not populated and take appropriate action to get the Tax Filing Status Association and update the case record.

The list will be posted to the following locations:

System	Path
CalSAWS	CalSAWS Web Portal>System Changes>SCR and SIR Lists>2020>CA-208863
C-IV	CalSAWS Web Portal>System Changes>SCR and SIR Lists>2020>CIV-1068



California Statewide Automated Welfare System

## **Design Document**

CA-209709 | CIV-104703

ACL 19-75 Revisions to ABCD 350

Content Revision

CalSAWS	DOCUMENT APPROVAL HISTORY	
	Prepared By	Greg Deogracia
	Reviewed By	Balakumar Murthy, Claudia Pinto, Christine Altavilla, Dana Peterson, Ron Quinn, Howard Suksanti, Justin Dobbs, Madhuri Salunkhe, Michael Wu, Sarah Cox, Tina Tran

DATE	DOCUMENT VERSION	REVISION DESCRIPTION	AUTHOR
1/31/2020	1.0	Initial Release of the Design Document Containing Report Modifications.	Greg Deogracia
1/31/2020	1.0	Added Interface recommendations.	Howard Suksanti
4/22/2020	1.1	Content Revision: Added section 2.4 to update MAGI Person Detail page to handle the new SOGI option	Renee Gustafson
5/13/2020	1.1.5	Additional Content Revision Update Description of Change 2.3.2, Section 2	Greg Deogracia
5/20/2020	1.1.6	Additional Content Revision Update Description Change 2.3.2 Section 7	Greg Deogracia

## Table of Contents

1	Overview .....	5
1.1	Current Design.....	5
1.2	Requests.....	5
1.3	Overview of Recommendations.....	5
1.4	Assumptions .....	5
2	Recommendations.....	6
2.1	Individual Demographics Detail .....	6
2.1.1	Overview .....	6
2.1.2	Description of Changes .....	6
2.1.3	Page Location .....	6
2.1.4	Page Usage/Data Volume Impacts .....	6
2.2	Modify MEDS Interface jobs to suppress SOGI Data Element (DE) when the value is "Decline to State" .....	7
2.2.1	Overview .....	7
2.2.2	Description of Change.....	7
2.2.3	Execution Frequency.....	7
2.2.4	Key Scheduling Dependencies .....	7
2.2.5	Counties Impacted .....	8
2.2.6	Data Volume/Performance.....	8
2.2.7	Failure Procedure/Operational Instructions.....	8
2.3	Modify the ABCD 350 Report .....	9
2.3.1	Description of Change.....	13
2.3.2	Report Location .....	16
2.3.3	Counties Impacted .....	16
2.4	MAGI Person Detail page.....	16
2.4.1	Overview .....	16
2.4.2	MAGI Person Detail Page Mockup .....	17
2.4.3	Description of Changes .....	17
2.4.4	Page Location .....	17
2.4.5	Security Updates.....	18
2.4.6	Page Mapping.....	18
2.4.7	Page Usage/Data Volume Impacts .....	18



3	Supporting Documents .....	18
4	Requirements .....	18
	4.1 Project Requirements .....	18
	4.2 Migration Requirements .....	19
5	Migration Impacts .....	19
6	Outreach .....	19
7	Appendix .....	19

# 1 OVERVIEW

---

The California Department of Social Services (CDSS) has released requirements (ACL 19-75) to modify the Annual Recipient Report On CalWORKs, Foster Care, Social Services, Non-Assistance CalFresh, Welfare-to-Work, Refugee Cash Assistance and the Cash Assistance Program For Immigrants ABCD 350. This document outlines the recommended automation changes to comply with the ACL.

## 1.1 Current Design

The ABCD 350 report is automated to run annually, in August for the July report month providing statistical information on the ethnic origin and primary language, of recipients of CalWORKs, Foster Care (FC), Social Services, Non-Assistance CalFresh (NACF), Welfare-to-Work (WTW), Refugee Cash Assistance (RCA), and the Cash Assistance Program for Immigrants (CAPI).

## 1.2 Requests

ACL 19-75 revises the ABCD 350 report to include Sexual Orientation and Gender Identity (SOGI) information allowing CDSS to report SOGI data to the Legislature in accordance with state and federal law. The ACL also revises the WTW populations to no longer equal the enrollees line item (Line 1) on the WTW 25(two parent) and WTW 25A (All Other families) reports. The total (WTW) cases now equals line items WTW Sanctions (Item 3A), Unduplicated Individuals (Item 30), Noncompliance (Item 31), and Good Cause (Item 32).

Modify the ABCD 350 report to comply with ACL 19-75.

## 1.3 Overview of Recommendations

1. Add "Decline to State" as a selection for the Sexual Orientation and Gender Identity (SOGI) questions.
2. Modify MEDS Interface jobs to suppress SOGI Data Element (DE) when the value is "Decline to State".
3. Modify the ABCD 350 report per ACL 19-75, which includes adding SOGI sections within the report.
4. Update MAGI Person Detail page to not display the new SOGI value "Decline to State" because it will not be communicated to CalHEERS.

## 1.4 Assumptions

1. No Impact to other reports.
2. Excel reports implemented via RTF Data can exceed 65,500 rows under presentation restrictions but not exceed 1.2 million rows.

3. "Decline to State" is not a valid SOGI option in the Electronic Health Information Transfer (eHIT) schema with CalHEERS and therefore will not be communicated to CalHEERS.
4. "Decline to State" is not a valid SOGI option in the Electronic Inter-County Transfer (eICT) schema and therefore will not be communicated in the eICT transaction.

## 2 RECOMMENDATIONS

---

### 2.1 Individual Demographics Detail

#### 2.1.1 Overview

The Individual Demographics Detail page has dropdowns for the optional Sexual Orientation and Gender Identity questions. The dropdown options come from Codes Tables CT524 & CT523.

Add "Decline to State" as an option for both dropdowns.

#### 2.1.2 Description of Changes

1. Add "Decline to State" as a selection for the Sexual Orientation and Gender Identity (SOGI) questions.
  - a. Add "Decline to State" as an option in the Sexual Orientation dropdown (Add to Codes Table CT524).
  - b. Add "Decline to State" as an option in the Gender Identity dropdown (Add to Codes Table CT523).

#### 2.1.3 Page Location

- **Global: Eligibility**
- **Local: Customer Information**
- **Task: Non-Financial > Individual Demographics**

#### 2.1.4 Page Usage/Data Volume Impacts

N/A

## **2.2 Modify MEDS Interface jobs to suppress SOGI Data Element (DE) when the value is "Decline to State"**

### **2.2.1 Overview**

SOGI Information is sent to MEDS in various MEDS transactions as optional fields.

The new "Decline to State" value is not available in MEDS system based on the current MEDS Manual document. As part of this SCR, the below mentioned MEDS Interface jobs will be modified to exclude SOGI Data Elements when the field value is "Decline to State".

MEDS SOGI Data Elements:

- DE 2051 – Beneficiary Gender Identity
- DE 2053 – Sexual Orientation

### **2.2.2 Description of Change**

Modify below MEDS Interface transactions to exclude DE 2051 or DE 2053 when the field value is "Decline to State". The data element will not appear in the outbound file.

- a. AP18 – Report a Pending Application
  - i. Daily AP18 (Job name – POXXE400).
  - ii. Approaching RE AP18 (Job name – POXXE423).
  - iii. Initiated by Worker AP18 (Job name – POXXE424).
- b. AP19 - Citizenship Status/Identity Verification
  - i. Job name: POXXE435-Request Vital Stat
  - ii. Job name: POXXE436-Update Vital Stat
  - iii. Job name: POXXE437-Remove Vital Stat
- c. AP34 – Update Pending Application Data (Job name - POXXE401).
- d. EW05 – Change County of Responsibility (Job name - POXXE406).
- e. EW12 – Update Client Information (Job name - POXXE408).
- f. EW20 - Add New Eligibility/Update Eligibility Within a County (Job name - POXXE409).

### **2.2.3 Execution Frequency**

No Change.

### **2.2.4 Key Scheduling Dependencies**

No Change.

### **2.2.5 Counties Impacted**

All Counties.

### **2.2.6 Data Volume/Performance**

N/A.

### **2.2.7 Failure Procedure/Operational Instructions**

The Batch Operations Support Team will evaluate errors, diagnose the issue and work with the appropriate teams to resolve the failure.

## 2.3 Modify the ABCD 350 Report

Annual Recipient Report on CalWORKs, Foster Care (FC), Social Services, Non-Assistance CalFresh (NACF), Welfare-to-Work (WTV), Refugee Cash Assistance (RCA), and the Cash Assistance Program for Immigrants (CAPI) ABCD 350 (07/19)												
1. DOWNLOAD REPORT FORM FROM: <a href="https://www.cdss.ca.gov/Information/Research-and-Data/Report-Form-and-Instructions">https://www.cdss.ca.gov/Information/Research-and-Data/Report-Form-and-Instructions</a> 2. EMAIL US FOR QUESTIONS ABOUT THE FORM OR INSTRUCTIONS: <a href="mailto:cdcd350@cdss.ca.gov">cdcd350@cdss.ca.gov</a> 3. EMAIL US FOR TECHNICAL SUPPORT QUESTIONS: <a href="mailto:cdcd350@cdss.ca.gov">cdcd350@cdss.ca.gov</a>												
4. COUNTY NAME: _____ VERSION: _____ REPORT MONTH: _____ REPORT YEAR: _____ 5. Automated Form Updated: 10/17/19												
6. NUMBER OF CASES												
7. CsiWORKs												
8. Two Parent    Zero Parent    All (Other) Families    TANF Timed Out    Safety Net/Fleeing Felon/Long-Term Sanction												
9. FC    Social Services (Title XX)    NACF    WTV    RCA    CAPI												
10. Two Parent    Zero Parent    All (Other) Families    Two Parent    All (Other) Families    RCA    CAPI												
<b>PART A. ETHNIC ORIGIN</b>												
14	White	18	35	52	69	86	103	120	137	154	171	188
15	Hispanic	2	19	36	53	70	87	104	121	138	155	172
16	Black	3	20	37	54	71	88	105	122	139	156	173
17	(Other) Asian or Pacific	4	21	38	55	72	89	106	123	140	157	174
18	American Indian or Alaska	5	22	39	56	73	90	107	124	141	158	175
19	Filipino	6	23	40	57	74	91	108	125	142	159	176
20	Chinese	7	24	41	58	75	92	109	126	143	160	177
21	Cambodian	8	25	42	59	76	93	110	127	144	161	178
22	Japanese	9	26	43	60	77	94	111	128	145	162	179
23	Korean	10	27	44	61	78	95	112	129	146	163	180
24	Samoa	11	28	45	62	79	96	113	130	147	164	181
25	Asian Indian	12	29	46	63	80	97	114	131	148	165	182
26	Hawaiian	13	30	47	64	81	98	115	132	149	166	183
27	Guamanian	14	31	48	65	82	99	116	133	150	167	184
28	Laotian	15	32	49	66	83	100	117	134	151	168	185
29	Vietnamese	16	33	50	67	84	101	118	135	152	169	186
30	Not Available	17	34	51	68	85	102	119	136	153	170	187
31	Part A. Total	205	0 206	0 207	0 208	0 209	0 210	0 211	0 212	0 213	0 214	0 215
32	<b>PART B. PRIMARY LANGUAGE SPOKEN</b>											
33	American Sign	211	247	277	307	337	367	397	427	457	487	517
34	Spanish	210	246	276	306	336	366	396	426	456	486	516
35	Cantonese	219	249	279	309	339	369	399	429	459	489	519
36	Japanese	220	250	280	310	340	370	400	430	460	490	520
37	Korean	221	251	281	311	341	371	401	431	461	491	521
38	Tegalog	222	252	282	312	342	372	402	432	462	492	522
39	(Other) Non-English	223	253	283	313	343	373	403	433	463	493	523
40	English	224	254	284	314	344	374	404	434	464	494	524
41	(Other) Sign Language	225	255	285	315	345	375	405	435	465	495	525
42	Mandarin	226	256	286	316	346	376	406	436	466	496	526
43	(Other) Chinese Languages	227	257	287	317	347	377	407	437	467	497	527
44	Cambodian	228	258	288	318	348	378	408	438	468	498	528
45	Armenian	229	259	289	319	349	379	409	439	469	499	529
46	Bosnian	230	260	290	320	350	380	410	440	470	500	530
47	Malay	231	261	291	321	351	381	411	441	471	501	531
48	Hmong	232	262	292	322	352	382	412	442	472	502	532
49	Levi	233	263	293	323	353	383	413	443	473	503	533
50	Turkish	234	264	294	324	354	384	414	444	474	504	534
51	Hebrew	235	265	295	325	355	385	415	445	475	505	535
52	French	236	266	296	326	356	386	416	446	476	506	536
53	Polish	237	267	297	327	357	387	417	447	477	507	537
54	Russian	238	268	298	328	358	388	418	448	478	508	538
55	Portuguese	239	269	299	329	359	389	419	449	479	509	539
56	Italian	240	270	300	330	360	390	420	450	480	510	540
57	Arabic	241	271	301	331	361	391	421	451	481	511	541
58	Samoa	242	272	302	332	362	392	422	452	482	512	542
59	Thai	243	273	303	333	363	393	423	453	483	513	543
60	Farsi	244	274	304	334	364	394	424	454	484	514	544
61	Vietnamese	245	275	305	335	365	395	425	455	485	515	545
62	Not Available	246	276	306	336	366	396	426	456	486	516	546
63	Part B. Total	377	0 378	0 379	0 380	0 381	0 382	0 383	0 384	0 385	0 386	0 387
64	<b>PART C. GENDER IDENTITY</b>											
65	Female	583	596	603	610	617	624	631	638	645	652	659
66	Male	590	597	604	611	618	625	632	639	646	653	660
67	Transgender: male to female	591	598	605	612	619	626	633	640	647	654	661
68	Transgender: female to male	592	599	606	613	620	627	634	641	648	655	662
69	Non-Binary (neither male or female)	593	600	607	614	621	628	635	642	649	656	663
70	Another gender identity	594	601	608	615	622	629	636	643	650	657	664
71	Unknown											
72	Declines to state	595	602	609	616	623	630	637	644	651	658	665
73	Part C. Total	673	0 674	0 675	0 676	0 677	0 678	0 679	0 680	0 681	0 682	0 683
74	<b>PART D. SEXUAL ORIENTATION</b>											
75	Straight/heterosexual	685	692	699	706	713	720	727	734	741	748	755
76	Gay or lesbian	686	693	700	707	714	721	728	735	742	749	756
77	Bisexual	687	694	701	708	715	722	729	736	743	750	757
78	Queer	688	695	702	709	716	723	730	737	744	751	758
79	Another sexual orientation	689	696	703	710	717	724	731	738	745	752	759
80	Unknown	690	697	704	711	718	725	732	739	746	753	760
81	Declines to state	691	698	705	712	719	726	733	740	747	754	761
82	Part D. Total	763	0 770	0 771	0 772	0 773	0 774	0 775	0 776	0 777	0 778	0 779
83	<b>COMMENTS</b>											
84	(Other) Non-English Explanation: CalWORKs											
85	(Other) Non-English Explanation: Foster Care											
86	(Other) Non-English Explanation: Social Services (Title XX)											
87	(Other) Non-English Explanation: Non-Assistance CalFresh											
88	(Other) Non-English Explanation: Welfare-to-Work											
89	(Other) Non-English Explanation: Refugee Cash Assistance											
90	(Other) Non-English Explanation: Cash Assistance Program for Immigrants											
91	Revised Report Explanation											
92												
93												
94												
95												
96												
97												
98												
99												
100												
101												
102												
103												
104												
105												
106												
107												
108												
109												
110												

Figure 2.2.1 – ABCD 350 - Sheet 1 Summary Mockup

© 2019 CalSAWS. All Rights Reserved.

1

2

3

4

5

6

7

8

9

10

11

12

13

14

15


16

17

Figure 2.2.2 – ABCD 350 - Sheet 2 Worksheet

	A	B	C	D	E	F	G	H	I
1									
2									
3									
4									
5	Los Angeles								
6	Run Date: AUG-26-19 08:15 PM								
7	Date: 07/2019								
8	CalWORKS – Zero Parent								
9									
10	Ethnic Total								<a href="#">ABCD 350</a>
11	Language Total							Total	
12									
13	Ethnic Origin	Language	Gender Identity	Sexual Orientation	Case Number	Aid Code	Case Name	Primary Applicant	Worker ID
14									
15									
16									
17									
Sheet1 Sheet2 <b>Sheet3</b> Sheet4 Sheet5 Sheet6 Sheet7 Sheet8 Sheet9 Sheet10 Sheet11 Sheet12									

Figure 2.2.3 – ABCD 350 - Sheet 3 Worksheet

	A	B	C	D	E	F	G	H	I
1		ABCD 350 Detailed Report							
2									
3									
4									
5	Los Angeles								
6	Run Date: AUG-26-19 08:15 PM								
7	Date: 07/2019								
8	CalWORKs – All Other Families								
9									
10	Ethnic Total								<a href="#">ABCD 350</a>
11	Language Total							Total	
12									
13	Ethnic Origin	Language	Gender Identity	Sexual Orientation	Case Number	Aid Code	Case Name	Primary Applicant	Worker ID
14									
15									
16									
17									

<

Figure 2.2.4 – ABCD 350 - Sheet 4 Worksheet


	A	B	C	D	E	F	G	H	I							
1		ABCD 350 Detailed Report														
2																
3																
4																
5	Los Angeles															
6	Run Date: AUG-26-19 08:15 PM															
7	Date: 07/2019															
8	CalWORKs – TANF Timed-Out Cases															
9																
10	Ethnic Total								<a href="#">ABCD 350</a>							
11	Language Total							Total								
12																
13	Ethnic Origin	Language	Gender Identity	Sexual Orientation	Case Number	Aid Code	Case Name	Primary Applicant	Worker ID							
14																
15																
16																
17																
	<	Sheet1	Sheet2	Sheet3	Sheet4	Sheet5	Sheet6	Sheet7	Sheet8	Sheet9	Sheet10	Sheet11	Sheet12	+	:	

Figure 2.2.5 – ABCD 350 - Sheet 5 Worksheet


	A	B	C	D	E	F	G	H	I
1		ABCD 350 Detailed Report							
2									
3									
4									
5	Los Angeles								
6	Run Date: AUG-26-19 08:15 PM								
7	Date: 07/2019								
8	CalWORKs - Long Term Sanction/Safety-Net/Fleeing Felon Cases								
9									
10	Ethnic Total								<a href="#">ABCD 350</a>
11	Language Total							Total	
12									
13	Ethnic Origin	Language	Gender Identity	Sexual Orientation	Case Number	Aid Code	Case Name	Primary Applicant	Worker ID
14									
15									
16									
17									
Sheet1 Sheet2 Sheet3 Sheet4 Sheet5 <b>Sheet6</b> Sheet7 Sheet8 Sheet9 Sheet10 Sheet11 She ...									

Figure 2.2.6 – ABCD 350 - Sheet 6 Worksheet


	A	B	C	D	E	F	G	H	I
1		ABCD 350 Detailed Report							
2									
3									
4									
5	Los Angeles								
6	Run Date: AUG-26-19 08:15 PM								
7	Date: 07/2019								
8	Foster Care								
9									<a href="#">ABCD 350</a>
10	Ethnic Total								
11	Language Total							Total	
12									
13	Ethnic Origin	Language	Gender Identity	Sexual Orientation	Case Number	Aid Code	Case Name	Primary Applicant	Worker ID
14									
15									
16									
17									
Sheet1 Sheet2 Sheet3 Sheet4 Sheet5 Sheet6 Sheet7 Sheet8 Sheet9 Sheet10 Sheet11 Sheet12									

Figure 2.2.7 – ABCD 350 - Sheet 7 Worksheet


	A	B	C	D	E	F	G	H	I	J
1		ABCD 350 Detailed Report								
2										
3										
4										
5	Los Angeles									
6	Run Date: AUG-26-19 08:15 PM									
7	Date: 07/2019									
8	NACF									
9										<a href="#">ABCD 350</a>
10	Ethnic Total									
11	Language Total								Total	
12										
13	Ethnic Origin	Language	Gender Identity	Sexual Orientation	Category	Case Number	Aid Code	Case Name	Primary Applicant	Worker ID
14										
15										
16										
17										
Sheet1 Sheet2 Sheet3 Sheet4 Sheet5 Sheet6 Sheet7 Sheet8 Sheet9 Sheet10 Sheet11 Sheet12										

Figure 2.2.8 – ABCD 350 - Sheet 8 Worksheet



	A	B	C	D	E	F	G	H	I
1		ABCD 350 Detailed Report							
2									
3									
4									
5	Los Angeles								
6	Run Date: AUG-26-19 08:15 PM								
7	Date: 07/2019								
8	WTW – Two Parent								
9									
10	Ethnic Total								<a href="#">ABCD 350</a>
11	Language Total							Total	
12									
13	Ethnic Origin	Language	Gender Identity	Sexual Orientation	Case Number	Aid Code	Case Name	Primary Applicant	Worker ID
14									
15									
16									
17									
Sheet1 Sheet2 Sheet3 Sheet4 Sheet5 Sheet6 Sheet7 Sheet8 Sheet9 Sheet10 Sheet11 Sheet12									

Figure 2.2.9 – ABCD 350 - Sheet 9 Worksheet



	A	B	C	D	E	F	G	H	I
1		ABCD 350 Detailed Report							
2									
3									
4									
5	Los Angeles								
6	Run Date: AUG-26-19 08:15 PM								
7	Date: 07/2019								
8	WTW – All Other Families								
9									<a href="#">ABCD 350</a>
10	Ethnic Total								
11	Language Total							Total	
12									
13	Ethnic Origin	Language	Gender Identity	Sexual Orientation	Case Number	Aid Code	Case Name	Primary Applicant	Worker ID
14									
15									
16									
17									

<

>

Sheet1Sheet2Sheet3Sheet4Sheet5Sheet6Sheet7Sheet8Sheet9Sheet10Sheet11Sheet12

⊕

⊖

Figure 2.2.10 – ABCD 350 - Sheet 10 Worksheet


1	A	B	C	D	E	F	G	H	I
2		ABCD 350 Detailed Report							
3									
4									
5	Los Angeles								
6	Run Date: AUG-26-19 08:15 PM								
7	Date: 07/2019								
8	RCA								
9									<a href="#">ABCD 350</a>
10	Ethnic Total								
11	Language Total							Total	
12									
13	Ethnic Origin	Language	Gender Identity	Sexual Orientation	Case Number	Aid Code	Case Name	Primary Applicant	Worker ID
14									
15									
16									
17									
Sheet1 Sheet2 Sheet3 Sheet4 Sheet5 Sheet6 Sheet7 Sheet8 Sheet9 Sheet10 Sheet11 Sheet12									

Figure 2.2.11 – ABCD 350 - Sheet 11 Worksheet

1

2

3

4

5

6

7

8

9

10

11

12

13

14

15

16

17

</

Figure 2.2.12 – ABCD 350 - Sheet 12 Worksheet

### 2.3.1 Description of Change

1. **C-IV Only:** Convert the report layout to support populations greater than 65,000 rows per worksheet (RTF format). The ABCD 350 within LRS/CalSAWS is already in a RTF format; this recommendation will align the layouts in both C-IV and LRS/CalSAWS.

Note: Final Reports shall display appropriate LOGO design as designated for LRS/CalSAWS and C-IV generated reports.

2. Update the Summary worksheet (Sheet1) layout per the attached ABCD 350 mockup in the Supporting Documents Section.

Noted updates include:

- a. Modify Cell Numbering scheme
- b. Part A rename "**Other or Not Selected**" to "**Not Available**" and move to line 30
  - i. Logic: Includes all people having an entry different than those listed or is not available
- c. Add Section B line 62: "**Not Available**"
  - i. Logic: Includes all people having an entry different than those listed or is not available
- d. Join all Summary Parts into a single Summary
- e. Report Comments Section placed below the Summary Section
- f. Remove written criteria notes

3. **LRS/CalSAWS Only:** Update CalWorks Worksheet title to; CalWORKs - Long Term Sanction/Safety-Net/Fleeing Felon Cases

4. Update NAFS Worksheet title to; NACF.

5. Introduce logic to populate Parts C (Gender Identity) and D (Sexual Orientation) of the ABCD 350:

**Important Note:** Totals for corresponding columns on Part A, Part B, Part C and Part D of the ABCD 350 must ALL be equal.

- a. Part C (Gender Identity)

Line	Criteria
Female	The Gender Identity of the primary applicant is "Female"
Male	The Gender Identity of the primary applicant is "Male"

Line	Criteria
Transgender: male to female	The Gender Identity of the primary applicant is "Transgender: Male to Female"
Transgender: female to male	The Gender Identity of the primary applicant is "Transgender: Female to Male"
Non-Binary (neither male or female)	The Gender Identity of the primary applicant is "Non Binary (neither male nor female)"
Another gender identity	The Gender Identity of the primary applicant is "Another Gender Identity"
Decline to state	The Gender Identity of the primary applicant is "Decline to State"
Unknown	<p>The Gender Identity of the primary applicant has not been entered into the automated system</p> <p><b>*Note;</b> This line has been added to the report template, which is not in the currently published report instructions. CDSS clarified via CRPC #2179 that an "Unknown" line will be added to the report and published with an ACL before the report is generated in 2020</p>

Note: This section will not be populated for the Foster Care column (cells 624 through 630 and cell 678)

b. Part D (Sexual Orientation)

Line	Criteria
Straight/heterosexual	The Sexual Orientation of the primary applicant is "Straight or Heterosexual"
Gay or lesbian	The Sexual Orientation of the primary applicant is "Gay or Lesbian"
Bisexual	The Sexual Orientation of the primary applicant is "Bisexual"
Queer	The Sexual Orientation of the primary applicant is "Queer"
Another sexual orientation	The Sexual Orientation of the primary applicant is "Another Sexual Orientation"

Unknown	The Sexual Orientation of the primary applicant is "Unknown" OR The Sexual Orientation of the primary applicant has not been entered into the automated system
Decline to state	The Sexual Orientation of the primary applicant is "Decline to State"

Note: This section will not be populated for the Foster Care column (cells 720 through 726 and cell 774)

6. Add the following 2 columns to the right of the "Language" column in detailed worksheets 2 through 12 of the ABCD 350 template:

Column Name	Column Description
Gender Identity	<p>This column will display the Gender Identity of the Primary Applicant. Possible values for this column are:</p> <ul style="list-style-type: none"> <li>• Female</li> <li>• Male</li> <li>• Another Gender Identity</li> <li>• Transgender: Male to Female</li> <li>• Transgender: Female to Male</li> <li>• Non Binary (neither male nor female)</li> <li>• Decline to State</li> </ul> <p>If the Gender Identity data point does not exist for the primary applicant, this column will be blank.</p>
Sexual Orientation	<p>This column will display the Sexual Orientation of the Primary Applicant. Possible values for this column are:</p> <ul style="list-style-type: none"> <li>• Another Sexual Orientation</li> <li>• Bisexual</li> <li>• Gay or Lesbian</li> <li>• Queer</li> <li>• Straight or Heterosexual</li> <li>• Decline to State</li> <li>• Unknown</li> </ul> <p>If the Sexual Orientation data point does not exist for the primary applicant, this column will be blank.</p>

Reference the Supporting Documents section for report layout and column placement.

7. Update the WTW populations included in the WTW Two Parent and WTW All (Other) Families columns of the ABCD 350:
  - a. The WTW Two Parent column **is based on** the populations in Lines 3a (WTW Sanctions), 30 (Unduplicated Individuals), 31 (Noncompliance) and 32 (Good Cause) on the WTW 25A.
  - b. The WTW All (Other) Families column **is based on** the populations in Lines 3a (WTW Sanctions), 30 (Unduplicated Individuals), 31 (Noncompliance) and 32 (Good Cause) on the WTW 25.

**Note:** Column counts between the two reports (ABCD 350, WTW 25) may not equal because counted persons are not mutually exclusive and may have duplicate entries. Counties may enter a statement under Comments to explain a discrepancy due to an unduplicated count on the WTW 25 reports.

### 2.3.2 Report Location

**Global:** Reports  
**Local:** Scheduled  
**Task:** State  
**Title:** ABCD 350

### 2.3.3 Counties Impacted

All LRS/CalSAWS and C-IV counties

## 2.4 MAGI Person Detail page

### 2.4.1 Overview

The MAGI Person Detail page for a pending MAGI Eligibility of Determination Request (EDR) currently displays the SOGI information saved in the Individual Demographics page. With this SCR, the new options for SOGI "Gender Identity" and "Sexual Orientation" of 'Declined to State' will not be sent to CalHEERS in an EDR because those values are not supported by the eHIT interface. The MAGI Person Detail page functionality will now only display the SOGI information to be sent to CalHEERS on the EDR. LRS/CalSAWS only displays the field labels in the Optional Gender Identity and Sexual Orientation Information section

when there is at least one SOGI value on the EDR or MAGI Determination of Eligibility Response (DER); otherwise, the section is completely blank. To update this section to online page standards, LRS/CalSAWS will always display the field labels in this section even when there is no data on the EDR or DER.

## 2.4.2 MAGI Person Detail Page Mockup

The mockup shows a web form titled "MAGI Person Detail" with a "Close" button in the top right. The form contains several sections: a "Name" section with fields for Last Name (Matar), First Name (Test), Middle Name, Maiden Name, and Suffix; a section for "Received Indian Health Services" and "Indian Health Services Eligible"; a "Race/Ethnic Origin" section with radio button options for American Indian or Alaskan Native, Black or African American, Asian, White (selected), and Unknown; and a section titled "Optional Gender Identity and Sexual Orientation Information" which is highlighted with a red box. This section contains three labels: "Gender Identity:", "Birth Certificate Gender:", and "Sexual Orientation:".

**Figure 2.1.1 – MAGI Person Detail page – Optional Gender Identity and Sexual Orientation Information section**

## 2.4.3 Description of Changes

1. Update the MAGI Person Detail page – Optional Gender Identity and Sexual Orientation Information section for a pending MAGI Request to only display the "Gender Identity:", "Birth Certificate Gender:" and "Sexual Orientation:" values that will be sent in the EDR.
2. **LRS/CalSAWS Only:** Update the MAGI Person Detail page – Optional Gender Identity and Sexual Orientation Information section to always display the "Gender Identity:", "Birth Certificate Gender:" and "Sexual Orientation:" labels even when there are no values.

## 2.4.4 Page Location

- **Global: Eligibility**
- **Local: Customer Information**

- **Task: MAGI Eligibility>MAGI Determination List>MAGI Request Detail>MAGI Person Detail**

#### **2.4.5 Security Updates**

None


#### **2.4.6 Page Mapping**

No changes

#### **2.4.7 Page Usage/Data Volume Impacts**

N/A

### **3 SUPPORTING DOCUMENTS**

Number	Functional Area	Description	Attachment
1	Reports	ABCD 350 Mockup	 ABCD 350 - Mockup.xlsx

### **4 REQUIREMENTS**

#### **4.1 Project Requirements**

REQ #	REQUIREMENT TEXT	How Requirement Met
2.24.2.2	The LRS shall produce reports that provide the detail LRS Data that will be used to complete the reports required by federal, State, and local laws, rules, regulations, ordinances, guidelines, directives, policies, and procedures.	This SCR is enhancing the existing reports as needed by the counties.

## 4.2 Migration Requirements

DDID #	REQUIREMENT TEXT	Contractor Assumptions	How Requirement Met
N/A			

## 5 MIGRATION IMPACTS

---

SCR Number	Functional Area	Description	Impact	Priority	Address Prior to Migration?

## 6 OUTREACH

---

N/A

## 7 APPENDIX

---

N/A