



California Statewide Automated Welfare System

## **Design Document**

CA-207218 | DDID 2056

Add Date Signed and Comments fields to the  
Document Detail page

CalSAWS	DOCUMENT APPROVAL HISTORY	
	Prepared By	Linda Zeng
	Reviewed By	Amy Gill

DATE	DOCUMENT VERSION	REVISION DESCRIPTION	AUTHOR
10/22/2019	1.0	Original	Linda Zeng
12/20/2019	1.1	Made updates from QA	Melissa Mendoza
01/07/2020	1.2	Added section 2.1.3.1.a per QA	Linda Zeng
01/10/2020	1.3	Updated section 2.1.3 with regards to Edit button and date validation	Linda Zeng
04/28/2020	1.4	Added Comment box field limitation of 200 characters.	Melissa Menodza

## Table of Contents

1	Overview .....	4
	1.1 Current Design.....	4
	1.2 Requests.....	4
	1.3 Overview of Recommendations.....	4
	1.4 Assumptions .....	4
2	Recommendations.....	5
	2.1 Document Detail.....	5
	2.1.1 Overview .....	5
	2.1.2 Document Detail Mockup .....	5
	2.1.3 Description of Changes .....	5
	2.1.4 Page Location .....	6
	2.1.5 Security Updates.....	6
	2.1.6 Page Mapping.....	6
	2.1.7 Page Usage/Data Volume Impacts .....	6
3	Requirements.....	7
	3.1 Migration Requirements.....	7

# 1 OVERVIEW

---

This SCR adds a Date Signed field and a Comments text box to the Document Detail page to indicate the date the customer signed a form. This functionality can be used to track the date the customer signed the "Rights and Responsibilities" and "Statement of Facts" when applying or recertifying for benefits, or any other form generated in CalSAWS.

## 1.1 Current Design

The Document Detail page does not have a Date Signed field or a Comments text box.

## 1.2 Requests

Per DDID 2056, add a place in the CalSAWS Software to track the date the customer signed the "Rights and Responsibilities" and the "Statement of Facts." The Document Detail page will be updated with the ability to track the date any generated form is signed, if applicable.

## 1.3 Overview of Recommendations

Update the Document Detail page to add a Date Signed field to capture the date that a customer signed the form, and a Comments text box to capture additional details.

## 1.4 Assumptions

1. The date will be informational only and will not impact the Eligibility determination.
2. There will be no Conversion of data.

## 2 RECOMMENDATIONS

### 2.1 Document Detail

#### 2.1.1 Overview

Add a Date Signed field and a Comments text box to the Document Detail page.

#### 2.1.2 Document Detail Mockup

##### Document Detail

This mockup shows the 'Document Detail' page in 'View mode'. It features a light gray background with a white form area. At the top right, there are two blue buttons: 'Edit' and 'Close'. The form contains the following fields and options:

Document Name:	Category:	Print/Reprint Date:	Print Reason:	Staff ID:
Application for CalFresh, Cash Aid, And/Or Medi-Cal/Health Care Programs (ENG)	Application	11/27/2019		
Reprint Option:	e-Sign	Benefit Month:	YBN:	
<input checked="" type="button" value="Locally"/>	<input checked="" type="button" value="Sign"/>			
Date Signed:	Comments:			

At the bottom right, there are two blue buttons: 'Edit' and 'Close'.

Figure 2.1.1 – Document Detail (View mode) mockup

##### Document Detail

This mockup shows the 'Document Detail' page in 'Edit mode'. It features a light gray background with a white form area. At the top right, there are two blue buttons: 'Save and Return' and 'Cancel'. The form contains the following fields and options:

Document Name:	Category:	Print/Reprint Date:	Print Reason:	Staff ID:
Application for CalFresh, Cash Aid, And/Or Medi-Cal/Health Care Programs (ENG)	Application	11/27/2019		
Reprint Option:	e-Sign	Benefit Month:	YBN:	
<input checked="" type="button" value="Locally"/>	<input checked="" type="button" value="Sign"/>			
Date Signed:	Comments:			

At the bottom right, there are two blue buttons: 'Save and Return' and 'Cancel'.

Figure 2.1.2 – Document Detail (Edit mode) mockup

#### 2.1.3 Description of Changes

1. Add a Date Signed field and a Comments text box to the Document Detail page. The Comments text box will have a limit of 200 characters.

2. Update system so that the Edit button always displays.
  - a. Updates will apply only to Forms and not to Notices of Action (NOAs).
3. Include date validation to not allow a future date to be entered. The date will need to be a valid date in order to save the record.

#### 2.1.4 Page Location

- **Global:** Client Corresp. / Eligibility/ Empl. Services
- **Local:** Distributed Documents
- **Task:** Distributed Documents Search

#### 2.1.5 Security Updates

N/A

#### 2.1.6 Page Mapping

Update Document Detail page mapping to include the Date Signed field and the Comments text box field.

#### 2.1.7 Page Usage/Data Volume Impacts

N/A

## 3 REQUIREMENTS

---

### 3.1 Migration Requirements

DDID #	REQUIREMENT TEXT	Contractor Assumptions	How Requirement Met
2056	<p><b>Original:</b></p> <p>The CONTRACTOR shall add a place in the CalSAWS Software to indicate the following for CalWORKs and Medi-Cal:</p> <ol style="list-style-type: none"><li>1) The Rights and Responsibilities is signed</li><li>2) The date the Rights and Responsibilities is signed</li><li>3) The Statement of Facts is signed</li><li>4) The date the Statement of Facts is signed</li></ol> <p><b>Revised:</b></p> <p>The CONTRACTOR shall update the Document Detail page to add a place to indicate the date a form was signed.</p>	<p><b>Original:</b></p> <ul style="list-style-type: none"><li>• A new online page will be created to track the new data points that will be added.</li></ul> <p><b>Revised:</b></p>	<p>A Date Signed field and a Comments box are added to the Document Detail page in CalSAWS to capture the date the customer signed the form.</p>



California Statewide Automated Welfare System

## **Design Document**

CA-207219 | DDID 2055

Remove CFAP Sponsor Requirement



CalSAWS	DOCUMENT APPROVAL HISTORY	
	Prepared By	Yale Yee
	Reviewed By	Amy Gill

DATE	DOCUMENT VERSION	REVISION DESCRIPTION	AUTHOR
4/1/2019	1.0	Initial document	Yale Yee
1/13/2020	1.1	Revised based on CRPC response	Yale Yee
1/22/2020	1.2	Revised after meeting with BAs	Yale Yee
4/8/2020	1.3	Revised with CF/CW committee comments	Yale Yee
4/21/2020	1.4	Finalized Content Revision	Yale Yee

## Table of Contents

1	Overview .....	5
1.1	Current Design .....	5
1.2	Requests .....	5
1.3	Overview of Recommendations .....	5
1.4	Assumptions .....	5
2	Recommendations .....	6
2.1	Sponsorship Detail .....	6
2.1.1	Overview .....	6
2.1.2	Sponsorship Detail Mockup .....	6
2.1.3	Description of Changes .....	6
2.1.4	Page Location .....	7
2.1.5	Security Updates .....	7
2.1.6	Page Mapping .....	7
2.1.7	Page Usage/Data Volume Impacts .....	7
2.2	Run EDBC page .....	7
2.2.1	Overview .....	7
2.2.2	Run EDBC Mockup .....	7
2.2.3	Description of Changes .....	7
2.2.4	Page Location .....	8
2.2.5	Security Updates .....	8
2.2.6	Page Mapping .....	8
2.2.7	Page Usage/Data Volume Impacts .....	8
2.3	Update CFAP Sponsor Requirement Rule .....	8
2.3.1	Overview .....	8
2.3.2	Description of Changes .....	8
2.3.3	Programs Impacted .....	9
2.3.4	Performance Impacts .....	9
2.4	Add Batch Skip Reason .....	10
2.4.1	Overview .....	10
2.4.2	Description of Change .....	10
3	Requirements .....	10
3.1	Migration Requirements .....	10

4	Outreach	11
4.1	Lists	11

# 1 OVERVIEW

---

## 1.1 Current Design

The income and resources ~~requirements~~ of a sponsor and their spouse are considered by the CalFresh (CF) Eligibility Determination and Benefit Calculation (EDBC) when determining California Food Assistance Program (CFAP) benefits. The CF EDBC determines the amount of income and property to deem to sponsored non-citizens.

Note: The term "sponsor" refers to the sponsor and their spouse, ~~if married~~, who have signed the I-864 Affidavit of Support after 12/19/1997. The income and resource of the spouse of the sponsor who have not signed the Affidavit of Support will not be deemed to the sponsored non-citizen.

## 1.2 Requests

The period for deeming of the sponsor's income and resources is three ~~years~~. The income and resources ~~requirements~~ of a sponsor will be ~~ignored or~~ excluded from the CF budget on the CF EDBC, ~~when determining benefits for CFAP~~, after the three ~~year~~ period (36 consecutive months) of sponsor deeming.

## 1.3 Overview of Recommendations

The ~~CFAP sponsor requirements~~ income and resources of a sponsor will be ~~removed~~ excluded from ~~eligibility determination~~ the CF budget on the CF EDBC after the three ~~year~~ period of sponsor deeming.

## 1.4 Assumptions

- ~~1. The exclusion of the sponsor's income and resource will not result in an over issuance.~~
2. There will be no updates to ~~overissuance logic~~, claiming or fiscal reports.
3. The user is responsible for tracking and rerunning EDBC for CFAP cases approaching the end of the three ~~year~~ period of sponsor deeming.
4. The existing sponsor deeming functionality for CalFresh will remain the same.

## 2 RECOMMENDATIONS

### 2.1 Sponsorship Detail

#### 2.1.1 Overview

This page provides information about the sponsor.

#### 2.1.2 Sponsorship Detail Mockup


### Sponsorship Detail

\* - Indicates required fields

Save and Add Another Save and Return Cancel

**Establish Change Reason**

Change Reason: \*  
- Select -

Reported Date: \*  
 

Sponsor: Individual


Sponsored Non-Citizen's Name: \*  
- Select -  
Test, Cf 54M

Sponsor's Name: \*  
- Select -

Sponsor's Household Size: \*  
 0

Total Number of Sponsored Non-Citizens: \*  
 0


Did the sponsor sign an I-864? \*  
☒ Yes ☐ No

Date I-864 Signed: \*  
 

Does the sponsor help with money? \*  
- Select -

Does the sponsor help with any of the following?

☐ Rent ☐ Clothes  
☐ Food ☐ Other

Begin Date: \*  
 


End Date: \*  
 

Figure 2.1.1 – Sponsorship Detail page

#### 2.1.3 Description of Changes

1. Add a new field, Date I-864 Signed, with a calendar icon on the Sponsorship Detail page.

#### 2.1.4 Page Location

- **Global:** Eligibility
- **Local:** Customer Information
- **Task:** Run EDBC

#### 2.1.5 Security Updates

N/A

#### 2.1.6 Page Mapping

Create a PMCR for the new field.

#### 2.1.7 Page Usage/Data Volume Impacts

N/A

### 2.2 Run EDBC page

#### 2.2.1 Overview

A hard validation will display when the I-864 sign date field is not completed.

#### 2.2.2 Run EDBC Mockup

##### Run EDBC

\*- Indicates required fields

Change Reason Run EDBC Cancel

**Benefit Processing Range:**

**Begin Month: \*** **End Month: \***

02/2017 07/2017

	Program	Status	Timely Notice Exception	Reason	Run Reason
<input type="checkbox"/>	CalWORKs	Pending			

CalFresh: 'Date I-864 Signed' is missing for CFAP Test.

Change Reason Run EDBC Cancel

**Figure 2.1.1 – I-864 sign date validation**

#### 2.2.3 Description of Changes

1. Add a validation that will display after the User clicks Run EDBC for the CF program and the following criteria is met:

- a. The 'Date I-864 Signed' is missing for a sponsorship record when the answer to the question – Did the sponsor sign an I-864? – is answered as 'Yes'.
- b. The validation will display as:  
<Program>: 'Date I-864 Signed' is missing for <Person>.

The text will be in a black font and will prevent EDBC from being run.

#### 2.2.4 Page Location

- **Global:** Eligibility
- **Local:** Customer Information
- **Task:** Run EDBC

#### 2.2.5 Security Updates

N/A

#### 2.2.6 Page Mapping

N/A

#### 2.2.7 Page Usage/Data Volume Impacts

N/A

### 2.3 Update CFAP Sponsor Requirement Rule

#### 2.3.1 Overview

The income and resources ~~to be deemed~~ to sponsored non-citizens ~~is~~ are determined by the CF EDBC.

#### 2.3.2 Description of Changes

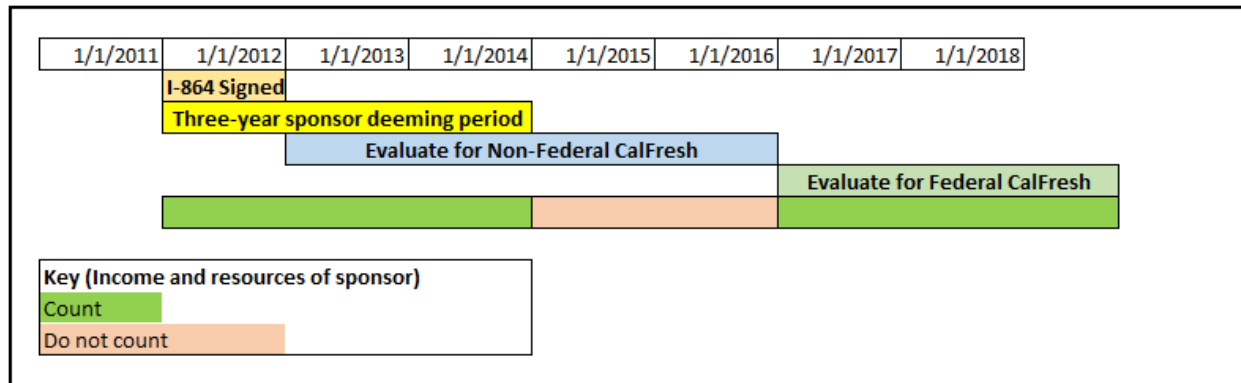
1. Update the CF EDBC to ~~remove~~ exclude the income and resources ~~requirements~~ of a sponsor after the three-year (36 consecutive months) period of sponsor deeming. The three-year period of sponsor deeming will begin counting from the date the I-864 is signed.

- a. Note: The three year period will begin counting from the date of the sponsor's execution of the affidavit of support. If the applicant applies for CalFresh after the I-864 was signed, the income and resources of the sponsor will not count in the CF EDBC after the three-year sponsor deeming period.

**Example 1:**

- I-864 is signed on 01/01/2012
- Three-year sponsor deeming period of 01/01/2012 - 12/31/2014
- Applicant applies for CalFresh on 01/01/2013
- Evaluate for Non-Federal CalFresh from 01/2013 – 12/31/2016

The income and resources of a sponsor will not be counted on the CF EDBC after the three-year sponsor deeming period (01/01/2015 – 12/31/2016).



### 2.3.3 Programs Impacted

CalFresh

### 2.3.4 Performance Impacts

N/A



## 2.4 Add Batch Skip Reason

### 2.4.1 Overview

Batch will skip CalFresh programs when the date the I-864 was signed is missing from the Sponsorship Detail page.

### 2.4.2 Description of Change

1. Add the following Batch Skip Condition:

- Skip Reason: "Missing Signed I-864"
- Skip Condition:

The 'Date I-864 Signed' is missing for a sponsorship record when the answer to the question – Did the sponsor sign an I-864? – is answered as 'Yes'.

## 3 REQUIREMENTS

---

### 3.1 Migration Requirements

DDID #	Requirement Text	Contractor Assumptions	How Requirement Met
2055	The CONTRACTOR shall implement the CFAP logic in the CalSAWS Software to ignore the sponsorship requirement for the 4th and 5th year for CalFresh.	CFAP logic updates for Sponsorship will apply to the 4th year and all subsequent years that the client is on CFAP.	The CF EDBC is updated to remove the income and resource requirements of a sponsor after the three year (36 consecutive months) period of sponsor deeming.

## 4 OUTREACH

---

### 4.1 Lists

Provide a list of active persons on an active CF program with a sponsorship record where the question – Did the sponsor sign an I-864? – is answered 'Yes'.

**List Name:** Persons\_With\_Sponsorship\_Record

**List Criteria:** Active persons on CF with a sponsorship record where the question – Did the sponsor sign an I-864? – is answered 'Yes'.

**Standard Columns:**

- Case Name
- Case Number
- County
- Unit
- Unit Name
- Office Name
- Worker

**Additional Column(s):**

**Frequency:** One-time

The list will be posted to the following location:

System	Path
CalSAWS	CalSAWS Web Portal>System Changes>SCR and SIR Lists>2020>CA-207219



California Statewide Automated Welfare System

## **Design Document**

CA-207384 | DDID 1062 | DDID 1063 |

DDID 1066 | DDID 1172 | DDID 1240

Add CMSP Notices of Action

CalSAWS	DOCUMENT APPROVAL HISTORY	
	Prepared By	Rainier Dela Cruz
	Reviewed By	Amy Gill

DATE	DOCUMENT VERSION	REVISION DESCRIPTION	AUTHOR
10/28/2019	1.0	Initial Revision	Rainier Dela Cruz
1/28/2020	1.1	Update section 2.3.3 regarding default CMSP regulations	Lawrence Samy
2/5/2020	1.2	Added Assumption #4	Amy Gill
04/09/2020	1.3	Updated the date formats from MM DD, YYYY and MM YYYY to MM/DD/YYYY and MM/YYYY. Updated the format of static text of the action fragment with list of names. Added a space between <b>Name:</b> and the list of names. Added Section 2.9 to define the naming convention for the hyperlink for the CMSP NOAs. Added a note under Section 2.4.2.1 to clarify what generates when one person is approved for retro CMSP benefits and non-retro CMSP benefits.	Rainier Dela Cruz
04/15/2020	1.4	Added clarification where to pull the effective date.	Rainier Dela Cruz
04/22/2020	1.5	Updated the ordering for the following message fragments: CMSP Eligibility Length, CMSP Eligibility Length Message Fragment, CMSP Don't Throw Away BIC Message Fragment, CMSP BIC Life Health Id Card Message Fragment, CMSP Eligibility Length.	Rainier Dela Cruz

## Table of Contents

1	Overview .....	5
1.1	Current Design.....	5
1.2	Requests.....	5
1.3	Overview of Recommendations.....	5
1.4	Assumptions .....	5
2	Recommendations.....	6
2.1	Add CMSP Template.....	6
2.1.1	Overview .....	6
2.1.2	Description of Change.....	6
2.1.3	Add Dynamic Template Title Section.....	10
2.1.4	Add Template Variable Population .....	10
2.2	Add CMSP Legal Section Fragment .....	11
2.2.1	Overview .....	11
2.2.2	Description of Change.....	12
2.2.3	Add CMSP Legal Section Variable Population .....	13
2.3	Add CMSP Regulations Fragment .....	13
2.3.1	Overview .....	13
2.3.2	Description of Change.....	13
2.3.3	Add CMSP Regulations Variable Population.....	14
2.4	Add CMSP Action Fragments.....	14
2.4.1	Overview .....	14
2.4.2	Description of Change.....	15
2.5	Add CMSP Reason Fragments .....	31
2.5.1	Overview .....	31
2.5.2	Description of Change.....	31
2.6	Add CMSP Message Fragments.....	67
2.6.1	Overview .....	67
2.6.2	Description of Change.....	67
2.7	Add CMSP Budget Fragment.....	80
2.7.1	Overview .....	80
2.7.2	Description of Change.....	80
2.8	Add the Fragment in Threshold Languages.....	83

	2.8.1 Overview .....	83
	2.8.2 Description of Change .....	84
3	Supporting Documents .....	85
4	Requirements .....	87
	4.1 Migration Requirements .....	87

# 1 OVERVIEW

---

The County Medical Services Program (CMSP) provides health care coverage for uninsured low-income, indigent adults that are not otherwise eligible for other publicly funded health care programs. A CMSP Notice of Action (NOA) is sent out to inform the recipient when an action (approval, denial, or discontinuance) has occurred on their case.

## 1.1 Current Design

The functionality to dynamically generate CMSP NOAs after running EDBC is not in CalSAWS.

## 1.2 Requests

Update the CalSAWS functionality to dynamically generate CMSP NOAs after running EDBC.

## 1.3 Overview of Recommendations

1. Migrate the CMSP NOA template and fragments over to CalSAWS. The templates will be updated to follow the current CalSAWS address placement on the NOAs.
2. The CalSAWS functionality will be updated to add generation and population logic for the CMSP NOA template and fragments.
3. The CalSAWS functionality will be updated to allow the CMSP NOAs to generate in the following threshold languages: Armenian, Arabic, Cambodian, Chinese\*, Farsi, Tagalog/Filipino, Hmong, Korean, Lao, Russian, Vietnamese.

*\*One translation is provided to support the three Chinese threshold languages: Cantonese, Chinese and Mandarin.*

## 1.4 Assumptions

1. Any CMSP fragments related to Path2Health will not be migrated over.
2. Any CMSP fragments related to the LIHP conversion will not be migrated over.
3. Any CMSP fragments related to the discontinuance of individuals on aid code 85, 88, and 89 because of ACA requirements will not be migrated over. Individuals on those aid codes were discontinued for the January 2014 benefit month and the discontinuance NOA informed the individuals to reapply for benefits through Covered California.
4. Updated regulation references for CMSP NOAs will be handled in a separate SCR in a later release: CA-213083.

## 2 RECOMMENDATIONS

---

### 2.1 Add CMSP Template

#### 2.1.1 Overview

This section will describe the updates needed to add the CMSP NOA template to CalSAWS. It will add the template fragment XDP. An XDP stands for XML Data Package and it is the source file for the fragment. It will also add the generation and population logic for the template.

**Program(s):** CMSP

**Include CMSP Legal Section:** Yes

**Languages:**

English, Spanish, Armenian, Arabic, Cambodian, Chinese\*, Farsi, Tagalog/Filipino, Hmong, Korean, Lao, Russian, Vietnamese

*\*One translation is provided to support the three Chinese threshold languages: Cantonese, Chinese and Mandarin.*

#### 2.1.2 Description of Change

Add the CMSP NOA Template to CalSAWS. The template will generate for all action types (approval, denial, discontinuance, etc.).

**NOA Mockups/Examples:** Please refer to **Section 3 Supporting Document – Document #1 to #6.**

**Template Layout:**

##### 2.1.2.1 Main Page (Page1)

The first page of the template will contain the standard CalSAWS header. The State Hearing information will be under the header. There will be a main section where the action, reason, and/or message fragments will be placed. There will be a dynamic NOA title that populates based on whether the benefit month the EDBC is running is a retroactive month. The footer will also be populated based on whether the benefit month the EDBC is running is a retroactive month or not. It will also contain the page number and total number of pages. The regulations section will be above the footer, but below the main section and will be populated with the CMSP regulations (please refer to **Section 2.3 – Add CMSP Regulations Fragment** for more details on the fragment).



COUNTY OF {CountyName}

{OfficeAddress}

**COUNTY MEDICAL SERVICES PROGRAM  
NOTICE OF ACTION  
{NoaTitle}**

NOTICE DATE:  
CASE NAME:  
CASE NUMBER:  
WORKER NAME:  
WORKER ID:  
TELEPHONE NUMBER:  
CUSTOMER ID:

{NoticeDate}  
{CaseName}  
{CaseNumber}  
{WorkerName}  
{WorkerId}  
{TelephoneNumber}  
{CustomerId}

{RecipientAddress}

Questions ? Ask your Worker

**State Hearing:** If you think this action is wrong, you can ask for a hearing. The back page tells you how. Your benefits may not be changed if you ask for a hearing before this action takes place.

The authority that requires this action is in CMSP All County Letter No. {CmspRetroRegulation}and/or CMSP Eligibility Manual sections: {Regulations}

{Footer}

Page # of ##

### 2.1.2.2 CMSP Legal Section (Page 2)

On the back of the first page, also known as the second page, the CMSP Legal Section will generate (please refer to **Section 2.2 – Add CMSP Legal Section Fragment** for more details on the fragment). The page number and total number of pages will generate at the bottom of the page.

#### YOUR ELIGIBILITY HEARING RIGHTS

If you are dissatisfied with an action taken, or not taken, by the county Department of Social Services that resulted in the denial, reduction or discontinuance of your eligibility, and you wish to have an **eligibility hearing**, you must request one within thirty (30) calendar days of the date the Notice of Action (NOA) was mailed to you. If you do not receive a Notice of Action, you must request the hearing within thirty (30) calendar days of the date that you became aware of the action about which you are dissatisfied.

#### TO KEEP YOUR SAME BENEFITS WHILE YOU ARE WAITING FOR YOUR ELIGIBILITY HEARING

You must ask for a hearing before the action takes place. Your County Medical Services Program (CMSP) benefits will stay the same until the hearing process is completed or until your certification period ends, whichever occurs first. Under no circumstances will aid extend beyond the existing certification period.

#### TO GET HELP

You may get free legal aid at your local legal aid office or welfare rights group.  
{LegalAidAddress}

#### HOW TO ASK FOR FOR AN ELIGIBILITY HEARING

The way to ask for a hearing is to fill out this page. Make a copy of the front and back for your records. Then, send or take this page to:  
{HearingsAddress}

#### HEARING REQUEST

I want a hearing because of an action by the Welfare Department of {CountyName} County about my County Medical Services Program (CMSP) eligibility. Here's why:

☐ Check here and add a page if you need more space.

☐ I want the person named below to represent me at this hearing. I give my permission for this person to see my records or come to this hearing for me.

Name: \_\_\_\_\_

Address: \_\_\_\_\_

Phone Number: \_\_\_\_\_

☐ I need a free interpreter. My language or dialect is: \_\_\_\_\_

My Name: \_\_\_\_\_

Phone: \_\_\_\_\_

Address: \_\_\_\_\_

Case Number: \_\_\_\_\_

My Signature: \_\_\_\_\_

Date: \_\_\_\_\_

### 2.1.2.3 Overflow Pages (Page 3 and ongoing)

The third page and all the pages following the third page will be the continuation pages. Similar to the first page, there will be a main section where the action, reason, and/or message fragments will be placed. The pages will generate with the header and footer.

[illegible]

### 2.1.3 Add Dynamic Template Title Section

The section that contains 'COUNTY OF MEDICAL SERVICES PROGRAM' will be suppressed if the NOA Title is not populated.

Section	General Conditions
<b>COUNTY MEDICAL SERVICES PROGRAM</b>	If the NOA Title is populated, make this section visible on the template, otherwise, suppress this section on the template.

### 2.1.4 Add Template Variable Population

This section will describe the population of the template variables. Populate each of the variables as follows:

Variable	Description	Population
<b>CountyName</b>	The name of the county.	This variable will be populated with the name of the county the case is managed in.
<b>OfficeAddress</b>	The office address.	This variable will be populated with the worker's office address.
<b>NoticeDate</b>	The date when the NOA generated.	This variable will be populated with the date when the notice was generated.
<b>CaseName</b>	The case name.	This variable will be populated with the name of the recipient.
<b>CaseNumber</b>	The case number.	This variable will be populated with the case number of the recipient.
<b>WorkerName</b>	The worker's name.	This variable will be populated with the worker's name.
<b>WorkerId</b>	The worker number.	This variable will be populated with the worker number.
<b>TelephoneNumber</b>	The worker's telephone number.	This variable will be populated with the worker's telephone number.
<b>CustomerId</b>	The recipient's customer Id.	This variable will be populated with the recipient's customer Id.
<b>RecipientAddress</b>	The recipient's address.	This variable will be populated with the recipient's address.

<b>NoaTitle</b>	The title will be populated when the NOA generates for a retroactive month.	If the NOA generates for a Retro CMSP Approval, populate the title with 'APPROVAL OF RETROACTIVE BENEFITS'. If the NOA generates for a Retro CMSP Denial, populate the title with 'DENIAL OF RETROACTIVE BENEFITS'. If the NOA generates for a Retro Approval and Denial, populate the title with 'APPROVAL/DENIAL OF RETROACTIVE BENEFITS'. Otherwise, the title will be blank. Please refer to <b>Section 3 Supporting Document – Document #9</b> for the translation of the titles.
<b>Footer</b>	The footer will be populated with 'NOA' or a form number.	If the NOA generates for a Retro CMSP Approval, populate the footer with 'CMSP 239F'. If the NOA generates for a Retro CMSP Denial, populate the footer with 'CMSP 239G'. If the NOA generates for a Retro Approval and Denial, populate the footer with 'CMSP 239F/CMSP 239G'. Otherwise, populate the footer with 'NOA'.

## 2.2 Add CMSP Legal Section Fragment

### 2.2.1 Overview

This section will describe the updates needed to add the CMSP Legal Section to CalSAWS. This fragment will be added to the CMSP template fragment as the second page. The population logic will also be added to CalSAWS.

**Program(s):** CMSP

**Languages:**

English, Spanish, Armenian, Arabic, Cambodian, Chinese\*, Farsi, Tagalog/Filipino, Hmong, Korean, Lao, Russian, Vietnamese

*\*One translation is provided to support the three Chinese threshold languages: Cantonese, Chinese and Mandarin.*

## 2.2.2 Description of Change

Add the CMSP Legal Section fragment to CalSAWS. It will be added to the CMSP template fragment as the second page.

### NOA Mockups/Examples:

#### YOUR ELIGIBILITY HEARING RIGHTS

If you are dissatisfied with an action taken, or not taken, by the county Department of Social Services that resulted in the denial, reduction or discontinuance of your eligibility, and you wish to have an **eligibility hearing**, you must request one within thirty (30) calendar days of the date the Notice of Action (NOA) was mailed to you. If you do not receive a Notice of Action, you must request the hearing within thirty (30) calendar days of the date that you became aware of the action about which you are dissatisfied.

#### TO KEEP YOUR SAME BENEFITS WHILE YOU ARE WAITING FOR YOUR ELIGIBILITY HEARING

You must ask for a hearing before the action takes place. Your County Medical Services Program (CMSP) benefits will stay the same until the hearing process is completed or until your certification period ends, whichever occurs first. Under no circumstances will aid extend beyond the existing certification period.

#### TO GET HELP

You may get free legal aid at your local legal aid office or welfare rights group.  
{LegalAidAddress}

#### HOW TO ASK FOR FOR AN ELIGIBILITY HEARING

The way to ask for a hearing is to fill out this page. Make a copy of the front and back for your records. Then, send or take this page to:  
{HearingsAddress}

#### HEARING REQUEST

I want a hearing because of an action by the Welfare Department of {CountyName} County about my County Medical Services Program (CMSP) eligibility. Here's why:

☐ Check here and add a page if you need more space.

☐ I want the person named below to represent me at this hearing. I give my permission for this person to see my records or come to this hearing for me.

Name: \_\_\_\_\_

Address: \_\_\_\_\_

Phone Number: \_\_\_\_\_

☐ I need a free interpreter. My language or dialect is: \_\_\_\_\_

My Name: \_\_\_\_\_

Phone: \_\_\_\_\_

Address: \_\_\_\_\_

Case Number: \_\_\_\_\_

My Signature: \_\_\_\_\_

Date: \_\_\_\_\_

CMSP NOA BACK (04/15)

### 2.2.3 Add CMSP Legal Section Variable Population

This section will describe the population of the template variables. Populate each of the variables as follows:

Variable	Description	Population
<b>LegalAidAddress</b>	The legal aid address.	This variable will be populated with the County's legal aid address.
<b>HearingsAddress</b>	The hearings address.	This variable will be populated with the County's hearings address.
<b>CountyName</b>	The county name.	This variable will be populated with the name of the county the case resides in.

## 2.3 Add CMSP Regulations Fragment

### 2.3.1 Overview

This section will describe the updates needed to add the CMSP regulation fragment to CalSAWS. This fragment will be added to the bottom of the first page on the CMSP template fragment. The population logic will also be added to CalSAWS.

**Program(s):** CMSP

**Languages:**

English, Spanish, Armenian, Arabic, Cambodian, Chinese\*, Farsi, Tagalog/Filipino, Hmong, Korean, Lao, Russian, Vietnamese

*\*One translation is provided to support the three Chinese threshold languages: Cantonese, Chinese and Mandarin.*

### 2.3.2 Description of Change

Add the CMSP regulations fragment to CalSAWS. It will be added to the bottom of the first page on the CMSP template fragment.

**NOA Mockups/Examples:**

The authority that requires this action is in CMSP All County Letter No. {CmspRetroRegulation}and/or CMSP Eligibility Manual sections: {Regulations}

### 2.3.3 Add CMSP Regulations Variable Population

This section will describe the population of the template variables. Populate each of the variables as follows:

Variable	Description	Population
<b>CMSPRetroRegulation</b>	The regulation reference for retroactive CMSP.	The variable will be populated with '16-02' when the CMSP NOA generates for a Retro Approval, Retro Denial, or Retro Approval and Denial, otherwise it will be blank.
<b>Regulations</b>	The regulation references for CMSP.	<p>The default CMSP regulations 'Article 15; 3-033' will populate for all CMSP NOAs</p> <p>Following the default regulations, 'ACL 04-07' will populate for all CMSP Approval NOAs</p> <p>Any specific regulation associated to the fragments will populate after default regulations</p>

## 2.4 Add CMSP Action Fragments

### 2.4.1 Overview

This section will describe the updates needed to add the CMSP action fragments to CalSAWS. It will add the action fragment XDPs and the generation and population logic for each action fragment.

**Program(s):** CMSP

**Languages:**

English, Spanish, Armenian, Arabic, Cambodian, Chinese\*, Farsi, Tagalog/Filipino, Hmong, Korean, Lao, Russian, Vietnamese

*\*One translation is provided to support the three Chinese threshold languages: Cantonese, Chinese and Mandarin.*



## 2.4.2 Description of Change

### 2.4.2.1 Add the CMSP Approval Action Fragment

Add the CMSP approval action fragment.

**Action Type:** Approval

**Fragment Level:** Program

#### 2.4.2.1.1 Create the CMSP Approval Action Fragment

The fragment will have the following verbiage:

Description	Text	Formatting
Static	As of <EffectiveDate>, eligibility has been approved for the following member(s) of your family:  <b>Name(s):</b>  <PersonNames>	Arial Font Size 10

**Note:** Formatting is for English only, Spanish and threshold will generate based on project standards for that language.

#### 2.4.2.1.2 Add Generation Logic for CMSP Approval Action Fragment

Generate the CMSP approval action fragment on the NOA when:

1. The program type is Medi-Cal.
2. The status of the program is 'Active'.
3. The benefit month is not a retroactive month.
4. There is at least one person approved for CMSP benefits (receiving non-LTC CMSP or LTC CMSP aid code).

#### 2.4.2.1.3 Add Population Logic for CMSP Approval Action Fragment

Populate the CMSP approval action fragment as follows:

Variable	Description	Population
EffectiveDate	The effective date of the action.	The variable will be populated with the date when the approval action was taken. The format will be MM-DD, YYYY (ex. July 26, 2019) MM/DD/YYYY (ex. 07/26/2019). The date is the EDBC run date.

<b>PersonNames</b>	The list of individuals.	The variable will be populated with the names of the individuals that are approved for CMSP.
--------------------	--------------------------	--

#### 2.4.2.1.4 Add Ordering Logic for the CMSP Approval Action Fragment

The CMSP approval action fragment will be the first fragment on the CMSP Approval NOA.

#### 2.4.2.1.5 Add Regulations for the CMSP Approval Action Fragment

Add the following regulations for the action fragment: 3-028; 3-033; 11-010

#### 2.4.2.2 Add the CMSP Certification Period Action Fragment

Add the CMSP certification period action fragment.

**Action Type:** Approval

**Fragment Level:** Person

##### 2.4.2.2.1 Create the CMSP Certification Period Action Fragment

The fragment will have the following verbiage:

Description	Text	Formatting
<b>Static</b>	<PersonName>'s certification period begins the first day of <CertificationBeginDate> and ends the last day of <CertificationEndDate>. You will be eligible as follows:	Arial Font Size 10

**Note:** Formatting is for English only, Spanish and threshold will generate based on project standards for that language.

##### 2.4.2.2.2 Add Generation Logic for the CMSP Certification Period Action Fragment

Generate the CMSP certification period action fragment on the NOA when:

1. The program type is Medi-Cal.
2. The person meets all the conditions below. The fragment generates for each person that meets the conditions.
  - a. The person is a CMSP applicant. This means the person has an open CMSP application for the benefit month.
  - b. The status of the person was previously 'Pending', 'Denied', or 'Discontinued', but is now 'Active'

**OR**

- The current status of the person is Active, and the person is reapplying for CMSP.
- c. The role of the person is 'Member'.
  - d. The person is receiving a non-Long-Term Care (LTC) CMSP aid code.
3. One of the following is true:
- a. The Certification Determination Month (CDM) has been established and the CDM is the same month as the benefit month the EDBC is running for. The CDM is typically established when running EDBC for the Beginning Date of Aid (BDA) month. It can be the same month as the BDA, the following month, or two months after. The CMSP Approval NOA will not generate until after EDBC has run and the CDM is established.
  - b. The benefit month is a retroactive month and EDBC has approved the person for retroactive benefits. The reason why the check for CDM does not apply for a retroactive month is because the CDM cannot be before the BDA.

**Example #1** - CDM is the same month as BDA

The person's BDA is 10/01/2019. When the user runs the EDBC, the CDM is established as the same month. The person is approved for CMSP benefits. The CMSP approval NOA will generate after running the EDBC.

**Example #2** – CDM is the month after the BDA

The person's BDA is 10/01/2019. When the user runs the EDBC for the BDA, the CDM is established as the following month, 11/2019. After the EDBC is run for the BDA, no NOA generates. The user runs the EDBC for the 11/2019 benefit month. The person is approved for CMSP benefits for both months. The CMSP Approval NOA generates after running the EDBC for the 11/2019 benefit month.

**Example #3** – CDM is two months after the BDA

The person's BDA is 10/01/2019. When the user runs the EDBC for the BDA, the CDM is established as two months from the BDA, 12/2019. After the EDBC is run for the BDA, there is no NOA that generates. The user runs the EDBC for the 11/2019 benefit month, and again, there is no NOA that generates. The user runs the EDBC for the 12/2019 benefit month. The person is approved for CMSP benefits for all the months. The CMSP Approval NOA generates after running the EDBC for the 12/2019 benefit month.

**Example #4** – At Recertification

The current system date is 10/15/2019 and the person's Certification End Date (CED) is 10/31/2019. The person has reapplied for CMSP and the BDA of the new application is the following month, which is also the come-up month. The user runs the EDBC for the 11/2019 benefit month and the person's new application is approved. The CMSP Approval NOA generates after running the EDBC.

**Example #5 – Retroactive Approval**

The person has a BDA of 10/01/2019 and requested a retroactive month for 09/2019. The user runs the EDBC for 09/2019 and the person is approved for CMSP. A CMSP Retro Approval NOA generates after running the EDBC.

**Note:** In the scenario where one person is approved for CMSP retroactive benefits and another person is approved for regular CMSP benefits, there will be two approval NOAs that will generate, a Retro CMSP Approval NOA and a CMSP Approval NOA.

**2.4.2.2.3 Add Population Logic for CMSP Certification Period Action Fragment**

Populate the CMSP certification period action fragment as follows:

Variable	Description	Population
<b>PersonName</b>	The name of the person.	The variable will be populated with the name of the person who is approved for CMSP.
<b>CertificationBeginDate</b>	The certification begin date.	<p>If it is not a retroactive approval, the variable will be populated with the person's Begin Date of Aid and will be in MM-DD, YYYY (ex. July 26, 2019) MM/DD/YYYY (ex. 07/26/2019).</p> <p>If it is a retroactive approval, the variable will be populated with the retroactive month and will be in MM-YYYY format MM/YYYY format.</p>
<b>CertificationEndDate</b>	The certification end date.	The variable will be populated with the person's Certification End Date (CED) and will be in

		<p>MM-YYYY format (ex. October 2019) MM/YYYY format (ex. 10/2019).</p> <p>If it is a retroactive approval, the variable will be populated with the retroactive month and will be in MM-YYYY format MM/YYYY format.</p>
--	--	--

#### 2.4.2.2.4 Add Ordering Logic for the CMSP Certification Period Action Fragment

The CMSP certification period action fragment will follow the individual MC change statement action fragment (defined in **Section 2.4.2.6**).

#### 2.4.2.2.5 Add Regulations for the CMSP Certification Period Action.

Add the following regulation for the action fragment: 11-011

#### 2.4.2.3 Add the CMSP Retro Approval Action Fragment

Add the CMSP retroactive approval action fragment.

**Action Type:** Approval

**Fragment Level:** Program

##### 2.4.2.3.1 Add the CMSP Retro Approval Action Fragment

The fragment will have the following verbiage:

Description	Text	Formatting
Static	<p>As of &lt;EffectiveDate&gt;, CMSP retroactive eligibility has been approved for &lt;RetroMonth&gt; for the following member(s) of your family:</p> <p><b>Name(s):</b></p> <p>&lt;PersonNames&gt;</p>	Arial Font Size 10

**Note:** Formatting is for English only, Spanish and threshold will generate based on project standards for that language.

##### 2.4.2.3.2 Add Generation Logic for the CMSP Retro Approval Action Fragment

Generate the CMSP retroactive approval action fragment on the NOA when:

1. The program type is Medi-Cal.

2. The status of the program is 'Active'.
3. The benefit month is a retroactive month.
4. There is at least one person approved for CMSP benefits (receiving a non-LTC CMSP aid code or LTC CMSP aid code).

#### 2.4.2.3.3 Add Population Logic for the CMSP Retro Approval Action Fragment

Populate the CMSP retroactive approval action fragment as follows:

Variable	Description	Population
<b>EffectiveDate</b>	The effective date of the action.	The variable will be populated with the date when the approval action was taken. The format will be MM-DD, YYYY (ex. July 26, 2019) MM/DD/YYYY (ex. 07/26/2019). The date is the EDBC run date.
<b>RetroMonth</b>	The retroactive month.	The variable will be populated with the month the CMSP benefits were retroactively approved. It will have the MM-YYYY format (ex. July 2019) MM/YYYY format (ex. 07/2019).
<b>PersonNames</b>	The list of the names of the individuals.	The variable will be populated with the names of the individuals approved for retroactive benefits.

#### 2.4.2.3.4 Add Ordering Logic for the CMSP Retro Approval Action

The CMSP retroactive approval action will be the first fragment on the CMSP Retro Approval NOA.

#### 2.4.2.3.5 Add Regulations for the CMSP Retro Approval Action

Add the following regulations for the action fragment: 3-015; 3-027; 3-032; 8-011; 8-012; 8-053; 10-012; 11-011

#### 2.4.2.4 Add the CMSP Retro Denial Action Fragment

Add the CMSP retroactive denial action fragment.

**Action Type:** Denial

## Fragment Level: Program

### 2.4.2.4.1 Add the CMSP Retro Denial Action Fragment

The fragment will have the following verbiage:

Description	Text	Formatting
Static	As of <EffectiveDate>, CMSP retroactive eligibility has been denied for <RetroMonth> for the following member(s) of your family:  <b>Name(s):</b>  <PersonNames>	Arial Font Size 10

**Note:** Formatting is for English only, Spanish and threshold will generate based on project standards for that language.

### 2.4.2.4.2 Add the Generation Logic for the CMSP Retro Denial Action Fragment

Generate the CMSP retroactive denial action fragment on the NOA when:

1. The program type is Medi-Cal.
2. The status of the program is 'Denied'.
3. The benefit month is a retroactive month.
4. There is at least one person who is a CMSP applicant and the person has been denied for retroactive benefits.

### 2.4.2.4.3 Add Population Logic for the CMSP Retro Denial Action Fragment

Populate the CMSP retroactive denial action fragment as follows:

Variable	Description	Population
EffectiveDate	The effective date of the action.	The variable will be populated with the date when the denial action was taken. The format will be MM-DD, YYYY (ex. July 26, 2019) MM/DD/YYYY (ex. 07/26/2019). The date is the EDBC run date.
RetroMonth	The retroactive month.	The variable will be populated with the month the CMSP benefits were retroactively denied. It will have the MM YYYY format (ex. July 2019)

		MM/YYYY format (ex. 07/2019).
<b>PersonNames</b>	The list of the names of the individuals.	The variable will be populated with the names of the individuals denied for retroactive benefits.

#### 2.4.2.4.4 Add Ordering Logic for the CMSP Retro Denial Action

The CMSP retroactive denial action will be the first fragment on the CMSP Retro Denial NOA.

#### 2.4.2.4.5 Add Regulations for the CMSP Retro Denial Action

Add the following regulations for the action fragment: 3-018; 3-028; 3-029; 3-030; 3-032

#### 2.4.2.5 Add the CMSP Retro Approval and Denial Action Fragment

Add the CMSP retroactive approval and denial action fragment.

**Action Type:** Approval

**Fragment Level:** Program

##### 2.4.2.5.1 Add the CMSP Retro Approval and Denial Action Fragment

The fragment will have the following verbiage:

Description	Text	Formatting
<b>Static</b>	<p>As of &lt;EffectiveDate&gt;, CMSP retroactive eligibility has been approved for &lt;RetroMonth&gt; for the following member(s) of your family:</p> <p><b>Name(s):</b></p> <p>&lt;ApprovedPersonNames&gt;</p> <p>As of &lt;EffectiveDate&gt;, CMSP retroactive eligibility has been denied for &lt;RetroMonth&gt; for the following member(s) of your family:</p> <p><b>Name(s):</b></p> <p>&lt;DeniedPersonNames&gt;</p>	Arial Font Size 10

**Note:** Formatting is for English only, Spanish and threshold will generate based on project standards for that language.



#### 2.4.2.5.2 Add Generation Logic for the CMSP Retro Approval and Denial Action Fragment

Generate the CMSP retroactive approval and denial action fragment on the NOA when:

1. The program type is Medi-Cal.
2. The status of the program is 'Active'.
3. The benefit month is a retroactive month.
4. There is at least one person approved for CMSP benefits (receiving a non-LTC CMSP aid code or LTC CMSP aid code) and there is at least one person who is a CMSP applicant and has been denied for retroactive benefits.

#### 2.4.2.5.3 Add Population Logic for the CMSP Retro Approval and Denial Action Fragment

Populate the CMSP retroactive approval and denial action fragment as follows:

Variable	Description	Population
<b>EffectiveDate</b>	The effective date of the action.	The variable will be populated with the date when the approval/denial action was taken. The format will be MM-DD, YYYY (ex. July 26, 2019) MM/DD/YYYY (ex. 07/26/2019). The date is the EDBC run date.
<b>RetroMonth</b>	The retroactive month.	The variable will be populated with the month the CMSP benefits were retroactively approved/denied. It will have the MM-YYYY format (ex. July 2019)-MM/YYYY format (ex. 07/2019).
<b>ApprovedPersonNames</b>	The list of the names of the individuals.	The variable will be populated with the names of the individuals approved for retroactive benefits.
<b>DeniedPersonNames</b>	The list of the names of the individuals.	The variable will be populated with the names of

		the individuals denied for retroactive benefits.
--	--	--

#### **2.4.2.5.4 Add Ordering Logic for the CMSP Retro Approval and Denial Action Fragment**

The CMSP retroactive approval and denial action will be the first fragment on the CMSP Retro Approval NOA.

#### **2.4.2.5.5 Add Regulations for the CMSP Retro Approval and Denial Action Fragment**

Add the following regulations for the action fragment: 3-015; 3-018; 3-027; 3-028; 3-029; 3-30; 3-032; 8-011; 8-012; 8-053; 10-012; 11-011

#### **2.4.2.6 Add the Individual MC Change Statement Action Fragment**

Add the individual Medi-Cal change statement action fragment.

**Action Type:** Approval

**Fragment Level:** Person

##### **2.4.2.6.1 Add the Individual MC Change Statement Action Fragment**

The fragment will have the following verbiage:

Description	Text	Formatting
Static	This message explains eligibility for <PersonName>.	Arial Font Size 10

**Note:** Formatting is for English only, Spanish and threshold will generate based on project standards for that language.

##### **2.4.2.6.2 Add Generation Logic for the Individual MC Change Statement Action Fragment**

Generate the individual MC change statement action fragment on the NOA when:

1. The program type is Medi-Cal.
2. The status of the program is 'Active'.
3. The person is approved for CMSP benefits (receiving a non-LTC CMSP aid code). This fragment generates for each person who is approved for benefits.

##### **2.4.2.6.3 Add Population Logic for the Individual MC Change Statement Action Fragment**

Populate the individual MC change statement action fragment as follows:

Variable	Description	Population
PersonName	The name of the person.	The variable will be populated with the name of the person who was approved for benefits.

#### 2.4.2.6.4 Add Ordering Logic for the Individual MC Change Statement Action Fragment

The fragment will be after the CMSP approval action, CMSP retroactive approval action, and the CMSP retroactive approval and denial action fragments. However, it will be before the CMSP certification period action fragment.

#### 2.4.2.7 Add the CMSP Long-Term Care Approval Action Fragment

Add the CMSP LTC approval action fragment.

**Action Type:** Approval

**Fragment Level:** Program

##### 2.4.2.7.1 Add the CMSP LTC Approval Action Fragment

The fragment will have the following verbiage:

Description	Text	Formatting
Static	<PersonName> has been approved for companion benefits to his/her long term Medi-Cal care benefits. These companion benefits, covered under the County Medical Services Program (CMSP) are for inpatient acute care services only.	Arial Font Size 10

**Note:** Formatting is for English only, Spanish and threshold will generate based on project standards for that language.

##### 2.4.2.7.2 Add Generation Logic for the CMSP LTC Approval Action Fragment

Generate the CMSP LTC approval action fragment on the NOA when:

1. The program type is Medi-Cal.
2. The person meets all the conditions below. The fragment generates for each person that meets the conditions.
  - a. The person is a CMSP applicant. This means the person has an open CMSP application for the benefit month.

- b. The status of the person was previously 'Pending', 'Denied', or 'Discontinued', but is now 'Active'

**OR**

The current status of the person is Active, and the person is reapplying for CMSP.

- c. The role of the person is 'Member'.
- d. The person is receiving a CMSP LTC aid code (8F).

When approving CMSP LTC benefits for a non-retroactive month, there is no concept of a CDM. The benefits are approved when the user runs EDBC for the BDA. Therefore, the CMSP approval NOA will generate after running the EDBC for the BDA.

#### **2.4.2.7.3 Add Population Logic for the CMSP LTC Approval Action Fragment**

Populate the CMSP LTC approval action fragment as follows:

Variable	Description	Population
<b>PersonName</b>	The name of the person.	The variable will be populated with the name of the person who was approved for CMSP LTC.

#### **2.4.2.7.4 Add Ordering Logic for the CMSP LTC Approval Action Fragment**

The CMSP LTC approval action fragment will be after the CMSP approval action, CMSP retroactive approval action, or the CMSP retroactive approval and denial action fragments.

#### **2.4.2.7.5 Add Regulations for the CMSP LTC Approval Action Fragment**

Add the following regulations for the action fragment: 1-069; 3-016

#### **2.4.2.8 Add the CMSP Denial Action Fragment**

Add the CMSP denial action fragment.

**Action Type:** Denial

**Fragment Level:** Program

##### **2.4.2.8.1 Add the CMSP Denial Action Fragment**

The fragment will have the following verbiage:

Description	Text	Formatting
-------------	------	------------

Static	As of <EffectiveDate>, the County has denied your application for <ProgramName> dated <ApplicationDate>.  Here's why:	Arial Font Size 10
--------	---	-----------------------

**Note:** Formatting is for English only, Spanish and threshold will generate based on project standards for that language.

#### 2.4.2.8.2 Add Generation Logic for the CMSP Denial Action Fragment

Generate the CMSP denial action fragment on the NOA when all the following is true:

1. The program type is Medi-Cal.
2. The status of the program is 'Denied' or 'Discontinued'.
3. The benefit month is not a retroactive month.
4. There is at least one person who is a CMSP applicant and the person is denied CMSP benefits or discontinued for CMSP benefits.

**Note:** The reason why logic checks for a discontinued status is because the person is not truly approved for CMSP benefits until the EDBC is run for the CDM and approves the person. Since the CDM can be the same month as the BDA, the following month, or two months after the BDA month, if the EDBC is run for any of those months including the CDM and it results in a denial or discontinuance, the logic will need to generate a CMSP denial NOA.

In a two-person case where one person is being approved for CMSP and the other person is denied/discontinued and it is not a retroactive month, the CMSP Approval and CMSP Denial will generate separately from each other.

**Example #1** – The CDM is the same month as the BDA  
The person's BDA is 10/01/2019. When the user runs the EDBC, the CDM is established as the same month. However, the results of the EDBC causes the person to be denied CMSP benefits. A CMSP denial NOA will generate after running the EDBC.

**Example #2** – The CDM is the month following the BDA

##### **2a:**

The person's BDA is 10/01/2019. When the user runs the EDBC, the CDM is established as the month following the BDA. However, the results of the EDBC causes the person to be denied CMSP benefits. A CMSP denial NOA will generate after running the EDBC for the 10/2019 benefit month.

##### **2b:**

The person's BDA is 10/01/2019. When the user runs the EDBC, the CDM is established as the month following the BDA. The result of the EDBC causes the person to be approved for CMSP benefits for the 10/2019 benefit month. However, when the user run the EDBC for the CDM (11/2019), the person is not eligible for CMSP benefits and the EDBC discontinues the person. The CMSP denial NOA will generate after running the EDBC for the 11/2019 benefit month.

**Example #3** – The CDM is two months after the BDA

**3a:**

The person's BDA is 10/01/2019. When the user runs the EDBC, the CDM is established as two months following the BDA (12/2019). However, the results of the EDBC causes the person to be denied CMSP benefits. A CMSP denial NOA will generate after running the EDBC for the 10/2019 benefit month.

**3b:**

The person's BDA is 10/01/2019. When the user runs the EDBC, the CDM is established as two months following the BDA (12/2019). The result of the EDBC causes the person to be approved for CMSP benefits for the 10/2019 benefit month. However, when the user run the EDBC for the 11/2019 benefit month, the person is not eligible for CMSP benefits and the EDBC discontinues the person. The CMSP denial NOA will generate after running the EDBC for the 11/2019 benefit month.

**3c:**

The person's BDA is 10/01/2019. When the user runs the EDBC, the CDM is established as two months following the BDA (12/2019). The result of the EDBC causes the person to be approved for CMSP benefits for the 10/2019 benefit month. The user run the EDBC for the 11/2019 benefit month, the person is approved for CMSP benefits for that month. However, when the user run the EDBC for the CDM, the person is not eligible for CMSP benefits and the EDBC discontinues the person. The CMSP denial NOA will generate after running the EDBC for the 12/2019 benefit month.

**2.4.2.8.3 Add Population Logic for the CMSP Denial Action Fragment**

Populate the CMSP denial action fragment as follows:

Variable	Description	Population
<b>EffectiveDate</b>	The effective date of the action.	The variable will be populated with the date when the denial action was taken. The format will be MM DD, YYYY (ex. July 26, 2019) MM/DD/YYYY (ex.

		07/26/2019). The date is the EDBC run date.
<ProgramName>	The name of the program.	The variable will be populated with 'County Medical Services Program'.
<ApplicationDate>	The application date for the primary applicant.	The variable will be populated with the primary applicant's application date.

#### 2.4.2.8.4 Add Ordering Logic for the CMSP Denial Action Fragment

The CMSP denial action fragment will be the first fragment on the CMSP Denial NOA.

#### 2.4.2.9 Add the Individual CMSP Denial Action Fragment

Add the individual CMSP denial action fragment.

**Action Type:** Denial

**Fragment Level:** Person

##### 2.4.2.9.1 Add the Individual CMSP Denial Action Fragment

The fragment will have the following verbiage:

Description	Text	Formatting
Static	This message explains the denial for <PersonName>. Here's why:	Arial Font Size 10

**Note:** Formatting is for English only, Spanish and threshold will generate based on project standards for that language.

##### 2.4.2.9.2 Add Generation Logic for the Individual CMSP Denial Action Fragment

Generate the individual CMSP denial action fragment on the NOA when:

1. The program is Medi-Cal.
2. The benefit month is a retroactive month.
3. There is at least one person who is a CMSP applicant and the person has been denied for retroactive benefits.

##### 2.4.2.9.3 Add Population Logic for the Individual CMSP Denial Action Fragment

Populate the CMSP denial action fragment as follows:

Variable	Description	Population
<b>PersonName</b>	The person's name.	This variable will be populated with the name of the person who is denied.

#### 2.4.2.9.4 Add Ordering Logic for the Individual CMSP Denial Action Fragment

The individual CMSP denial action will generate right after the CMSP retroactive action fragment or the CMSP retroactive approval and denial action fragment. If the CMSP retroactive approval and denial action fragment is on the NOA, then the fragment will generate on the NOA after approval actions and messages.

#### 2.4.2.10 Add the CMSP Discontinuance Action Fragment

Add the CMSP discontinuance action fragment.

**Action Type:** Discontinuance

**Fragment Level:** Program

##### 2.4.2.10.1 Add the CMSP Discontinuance Action Fragment

The fragment will have the following verbiage:

Description	Text	Formatting
<b>Static</b>	As of <EffectiveDate>, the County is stopping your <ProgramName>.  Here's why:	Arial Font Size 10

**Note:** Formatting is for English only, Spanish and threshold will generate based on project standards for that language.

##### 2.4.2.10.2 Add Generation Logic for the CMSP Discontinuance Action Fragment

Generate the CMSP discontinuance action fragment on the NOA when:

1. The program type is Medi-Cal.
2. The benefit month is a non-retroactive month.
3. There is at least one person who was receiving a CMSP aid code in the previous benefit month but is getting discontinued in the current benefit month.



#### 2.4.2.10.3 Add Population Logic for the CMSP Discontinuance Action Fragment

Populate the CMSP discontinuance action fragment as follows:

Variable	Description	Population
<b>EffectiveDate</b>	The effective date of the discontinuance.	The variable will be populated with the date when the discontinuance action was taken. The format will be MM/DD/YYYY (ex. July 26, 2019) MM/DD/YYYY (ex. 07/26/2019). The date is the EDBC run date.
<b>ProgramName</b>	The program name.	The variable will be populated with 'County Medical Services Program'.

#### 2.4.2.10.4 Add Ordering Logic for the CMSP Discontinuance Action Fragment

The CMSP discontinuance action fragment will be the first fragment on the CMSP Discontinuance NOA.

## 2.5 Add CMSP Reason Fragments

### 2.5.1 Overview

This section will describe the updates needed to add the CMSP reason fragments to CalSAWS. It will add the reason fragment XDPs, the generation and population logic for each reason fragment.

**Program(s):** CMSP

**Languages:**

English, Spanish, Armenian, Arabic, Cambodian, Chinese\*, Farsi, Tagalog/Filipino, Hmong, Korean, Lao, Russian, Vietnamese

*\*One translation is provided to support the three Chinese threshold languages: Cantonese, Chinese and Mandarin.*

### 2.5.2 Description of Change

#### 2.5.2.1 Add the CMSP County Residence Reason Fragment

Add the CMSP county residence reason fragment.

**Action Type:** Discontinuance

**Fragment Level:** Person

#### 2.5.2.1.1 Add the CMSP County Residence Reason Fragment

The fragment will have the following verbiage:

Description	Text	Formatting
Static	<PersonName> has moved out of the county.	Arial Font Size 10

**Note:** Formatting is for English only, Spanish and threshold will generate based on project standards for that language.

#### 2.5.2.1.2 Add Generation Logic for the CMSP County Residence Reason Fragment

Generate the reason fragment on the NOA when a person is a CMSP applicant and all the following is true:

1. The status of the person is 'Discontinued'.
2. There is a budget on the EDBC with the Medi-Cal Test Type is CMSP Income.
3. The person is on the CMSP Income budget.
4. The person has a Role Reason of 'Moved Out of County (CMSP)' on the CMSP budget.

#### 2.5.2.1.3 Add Population Logic for the CMSP County Residence Reason Fragment

Populate the fragment as follows:

Variable	Description	Population
PersonName	The name of the person.	This variable will be populated with the name of the person who is being discontinued.

#### 2.5.2.1.4 Add Ordering Logic for the CMSP County Residence Reason Fragment

The reason fragment will generate after the 'Here's why:' section of the action fragment.

#### 2.5.2.1.5 Add Regulations for the CMSP County Residence Reason Fragment

Add the following regulations for the reason fragment: 1-098; 5-018; 5-020; 11-012

### 2.5.2.2 Add the CMSP Did Not Request Discontinuance Reason Fragment

Add the CMSP did not request discontinuance reason fragment.

**Action Type:** Denial

**Fragment Level:** Person

#### 2.5.2.2.1 Add the CMSP Did Not Request Discontinuance Reason Fragment

The fragment will have the following verbiage:

Description	Text	Formatting
Static	The required person did not request discontinuance from CMSP.	Arial Font Size 10

**Note:** Formatting is for English only, Spanish and threshold will generate based on project standards for that language.

#### 2.5.2.2.2 Add Generation Logic for the CMSP Did Not Request Discontinuance Reason Fragment

Generate the reason fragment when the person is a CMSP applicant and the person is denied for the reason of 'Req Pers Didn't Request Disc'.

#### 2.5.2.2.3 Add Ordering Logic for the CMSP Did Not Request Discontinuance Reason Fragment

The reason fragment will generate after the 'Here's why:' section of the action fragment.

#### 2.5.2.2.4 Add Regulations for the CMSP Did Not Request Discontinuance Reason Fragment

Add the following regulation for the reason fragment: 10-012

### 2.5.2.3 Add the CMSP FPL Exceed Income Reason Fragment

Add the CMSP FPL exceed income reason fragment.

**Action Type:** Denial

**Fragment Level:** Person

#### 2.5.2.3.1 Add the CMSP FPL Exceed Income Reason Fragment

The fragment will have the following verbiage:

Description	Text	Formatting
Static	Income exceeds 300% of the Federal Poverty Level.	Arial Font Size 10

**Note:** Formatting is for English only, Spanish and threshold will generate based on project standards for that language.

#### 2.5.2.3.2 Add Generation Logic for the CMSP FPL Exceed Income Reason Fragment

Generate the reason fragment when all the following is true:

1. The status of the person is 'Denied'.
2. There is a budget on the EDBC with the Medi-Cal Test Type is CMSP Income.
3. The person is on the CMSP Income budget.
4. The person has a Role Reason of 'Over Income' on the CMSP budget.

#### 2.5.2.3.3 Add Ordering Logic for the CMSP FPL Exceed Income Reason Fragment

The reason fragment will generate after the 'Here's why:' section of the action fragment.

#### 2.5.2.3.4 Add Regulations for the CMSP FPL Exceed Income Reason Fragment

Add the following regulations for the reason fragment: 1-111; 3-029; 8-011

#### 2.5.2.4 Add the CMSP Fleeing Felon Reason Fragment

Add the CMSP fleeing felon reason fragment.

**Action Type:** Denial and Discontinuance

**Fragment Level:** Person

##### 2.5.2.4.1 Add the CMSP Fleeing Felon Reason Fragment

The fragment will have the following verbiage:

Description	Text	Formatting
Static	<PersonName> is a fleeing felon and is not eligible to receive CMSP.	Arial Font Size 10

**Note:** Formatting is for English only, Spanish and threshold will generate based on project standards for that language.

#### 2.5.2.4.2 Add Generation Logic for the CMSP Fleeing Felon Reason Fragment

Generate the reason fragment on the NOA when a person is a CMSP applicant and all the following is true:

1. The status of the person is 'Denied' or 'Discontinued'.
2. There is a budget on the EDBC with the Medi-Cal Test Type of CMSP Income.
3. The person is on the CMSP Income budget.
4. The person has a Role Reason of 'Fleeing Felon' on the CMSP budget.

#### 2.5.2.4.3 Add Population Logic for the CMSP Fleeing Felon Reason Fragment

Populate the fragment as follows:

Variable	Description	Population
PersonName	The name of the person.	This variable will be populated with the name of the person who is being denied or discontinued.

#### 2.5.2.4.4 Add Ordering Logic for the CMSP Fleeing Felon Reason Fragment

The reason fragment will generate after the 'Here's why:' section of the action fragment.

#### 2.5.2.4.5 Add Regulations for the CMSP Fleeing Felon Reason Fragment

Add the following regulations for the reason fragment: 1-052; 6-013

#### 2.5.2.5 Add the CMSP Out of the County Reason Fragment

Add the CMSP out of the county reason fragment.

**Action Type:** Denial

**Fragment Level:** Person

##### 2.5.2.5.1 Add the CMSP Out of the County Reason Fragment

The fragment will have the following verbiage:

Description	Text	Formatting
Static	You are living in another county and do not plan to move to this county.	Arial Font Size 10

**Note:** Formatting is for English only, Spanish and threshold will generate based on project standards for that language.

#### 2.5.2.5.2 Add Generation Logic for the CMSP Out of the County Reason Fragment

Generate the reason fragment on the NOA when a person is a CMSP applicant and all the following is true:

1. The status of the person is 'Denied'.
2. There is a budget on the EDBC with the Medi-Cal Test Type of CMSP Income.
3. The person is on the CMSP Income budget.
4. The person has a Role Reason of 'Does Not Live in County (CMSP)' on the CMSP budget.

#### 2.5.2.5.3 Add Ordering Logic for the CMSP Out of the County Reason Fragment

The reason fragment will generate after the 'Here's why:' section of the action fragment.

#### 2.5.2.5.4 Add Regulations for the CMSP Out of the County Reason Fragment

Add the following regulations for the reason fragment: 1-098; 2-015; 5-018

#### 2.5.2.6 Add the CMSP Person Linked to Medi-Cal Reason Fragment

Add the CMSP person linked to MC reason fragment.

**Action Type:** Denial and Discontinuance

**Fragment Level:** Person

##### 2.5.2.6.1 Add the CMSP Person Linked to Medi-Cal Reason Fragment

The fragment will have the following verbiage:

Description	Text	Formatting
Static	<p>&lt;PersonName&gt; is linked to Medi-Cal for one of the following reasons:</p> <ul style="list-style-type: none"><li>• A child under 21</li><li>• Over 65 Years of Age</li><li>• Blind</li><li>• Permanently Disabled</li><li>• Pregnant</li><li>• In Long Term Care/Board and Care</li><li>• In need of specific medical services and meets program specific requirements.</li></ul>	Arial Font Size 10

**Note:** Formatting is for English only, Spanish and threshold will generate based on project standards for that language.

#### **2.5.2.6.2 Add Generation Logic for the CMSP Person Linked to Medi-Cal Reason Fragment**

Generate the reason fragment on the NOA when one of the following is true:

1. The person is a CMSP applicant and the person is denied for the reason of 'Linkage to Medi-Cal'.
2. The person is discontinued from CMSP aid for the reason of 'Linkage to Medi-Cal'.

#### **2.5.2.6.3 Add Population Logic for the CMSP Person Linked to Medi-Cal Reason Fragment**

Populate the fragment as follows:

Variable	Description	Population
PersonName	The name of the person.	This variable will be populated with the name of the person who is being denied or discontinued.

#### **2.5.2.6.4 Add Ordering Logic for the CMSP Person Linked to Medi-Cal Reason Fragment**

The reason fragment will generate after the 'Here's why:' section of the action fragment.

#### **2.5.2.6.5 Add Regulations for the CMSP Person Linked to Medi-Cal Reason Fragment**

Add the following regulations for the reason fragment: 3-010; 3-012; 11-012

#### **2.5.2.7 Add the CMSP Person Moved into Home Reason Fragment**

Add the CMSP person moved into home reason fragment.

**Action Type:** Discontinuance

**Fragment Level:** Person

##### **2.5.2.7.1 Add the CMSP Person Moved into Home Reason Fragment**

The fragment will have the following verbiage:

Description	Text	Formatting
Static	<PersonName> requested a discontinuance because a CMSP applicant has moved into his/her home.	Arial Font Size 10

**Note:** Formatting is for English only, Spanish and threshold will generate based on project standards for that language.

#### 2.5.2.7.2 Add Generation Logic for the CMSP Person Moved into Home Reason Fragment

Generate the reason fragment on the NOA when the person is discontinued from CMSP aid for the reason of 'Requested Disc. (CMSP) - Add Person'.

#### 2.5.2.7.3 Add Population Logic for the CMSP Person Moved into Home Reason Fragment

Populate the fragment as follows:

Variable	Description	Population
PersonName	The name of the person.	This variable will be populated with the name of the person who is being discontinued.

#### 2.5.2.7.4 Add Ordering Logic for the CMSP Person Moved into Home Reason Fragment

The reason fragment will generate after the 'Here's why:' section of the action fragment.

#### 2.5.2.7.5 Add Regulations for the CMSP Person Moved into Home Reason Fragment

Add the following regulations for the reason fragment: 3-019; 10-012

### 2.5.2.8 Add the CMSP Verbal Withdrawal Reason Fragment

Add the CMSP verbal withdrawal reason fragment.

**Action Type:** Denial and Discontinuance

**Fragment Level:** Person

#### 2.5.2.8.1 Add the CMSP Verbal Withdrawal Reason Fragment

The fragment will have the following verbiage:



Description	Text	Formatting
<b>Static</b>	<PersonName> verbally requested to withdraw his/her application.	Arial Font Size 10

**Note:** Formatting is for English only, Spanish and threshold will generate based on project standards for that language.

#### 2.5.2.8.2 Add Generation Logic for the CMSP Verbal Withdrawal Reason Fragment

Generate the reason fragment on the NOA when a person is a CMSP applicant and all the following is true:

1. The status of the person is 'Denied' or 'Discontinued'.
2. There is a budget on the EDBC with the Medi-Cal Test Type of CMSP Income.
3. The person is on the CMSP Income budget.
4. The person has a Role Reason of 'Requested Disc. (CMSP) – Verbal' on the CMSP budget.

#### 2.5.2.8.3 Add Population Logic for the CMSP Verbal Withdrawal Reason Fragment

Populate the fragment as follows:

Variable	Description	Population
<b>PersonName</b>	The name of the person.	This variable will be populated with the name of the person who is being denied or discontinued.

#### 2.5.2.8.4 Add Ordering Logic for the CMSP Verbal Withdrawal Reason Fragment

The reason fragment will generate after the 'Here's why:' section of the action fragment.

#### 2.5.2.8.5 Add Regulation for the CMSP Verbal Withdrawal Reason Fragment

Add the following regulation for the reason fragment: 3-019

#### 2.5.2.9 Add the CMSP Verifications Reason Fragment

Add the CMSP verifications reason fragment.

**Action Type:** Denial

**Fragment Level:** Person

#### 2.5.2.9.1 Add the CMSP Verifications Reason Fragment

The fragment will have the following verbiage:

Description	Text	Formatting
Static	We asked you to bring verifications we need to make a decision about your application of eligibility for CMSP. You did not bring in the verifications we asked you for.	Arial Font Size 10

**Note:** Formatting is for English only, Spanish and threshold will generate based on project standards for that language.

#### 2.5.2.9.2 Add Generation Logic for the CMSP Verifications Reason Fragment

Generate the reason fragment on the NOA when a person is a CMSP applicant and all the following is true:

1. The status of the person is 'Denied'.
2. There is a budget on the EDBC with the Medi-Cal Test Type of CMSP Income.
3. The person is on the CMSP Income budget.
4. The person has a Role Reason of 'FTP Verification (CMSP)' on the CMSP budget.

#### 2.5.2.9.3 Add Ordering Logic for the CMSP Verifications Reason Fragment

The reason fragment will generate after the 'Here's why:' section of the action fragment.

#### 2.5.2.9.4 Add Regulations for the CMSP Verifications Reason Fragment

Add the following regulations for the reason fragment: 3-025; 3-029

#### 2.5.2.10 Add the CMSP Voluntary Child Exclusion Reason Fragment

Add the CMSP voluntary child exclusion reason fragment.

**Action Type:** Denial

**Fragment Level:** Person

#### 2.5.2.10.1 Add the CMSP Voluntary Child Exclusion Reason Fragment

The fragment will have the following verbiage:

Description	Text	Formatting
Static	<PersonName> has voluntarily excluded the last/only child who could have provided Medi-Cal linkage.	Arial Font Size 10

**Note:** Formatting is for English only, Spanish and threshold will generate based on project standards for that language.

#### **2.5.2.10.2 Add Generation Logic for the CMSP Voluntary Child Exclusion Reason Fragment**

Generate the reason fragment on the NOA when the person is a CMSP applicant and the person is denied for the reason of 'Excl Child - MC Linkage'.

#### **2.5.2.10.3 Add Population Logic for the CMSP Voluntary Child Exclusion Reason Fragment**

Populate the fragment as follows:

Variable	Description	Population
PersonName	The name of the person.	This variable will be populated with the name of the person who is being denied.

#### **2.5.2.10.4 Add Ordering Logic for the CMSP Voluntary Child Exclusion Reason Fragment**

The reason fragment will generate after the 'Here's why:' section of the action fragment.

#### **2.5.2.10.5 Add Regulation for the CMSP Voluntary Child Exclusion**

Add the following regulation for the reason fragment: 6-014

#### **2.5.2.11 Add the CMSP Didn't Apply for OHC Reason Fragment**

Add the CMSP didn't apply for OHC reason fragment.

**Action Type:** Denial

**Fragment Level:** Person

##### **2.5.2.11.1 Add the CMSP Didn't Apply for OHC Reason Fragment**

The fragment will have the following verbiage:

Description	Text	Formatting
Static	<PersonName> did not apply for Other Health Care Coverage.	Arial Font Size 10

**Note:** Formatting is for English only, Spanish and threshold will generate based on project standards for that language.

#### 2.5.2.11.2 Add Generation Logic for the CMSP Didn't Apply for OHC Reason Fragment

Generate the reason fragment on the NOA when the person is a CMSP applicant and the person is denied for the reason of 'Didn't Apply OHC'.

#### 2.5.2.11.3 Add Population Logic for the CMSP Didn't Apply for OHC Reason Fragment

Populate the fragment as follows:

Variable	Description	Population
PersonName	The name of the person.	This variable will be populated with the name of the person who is being denied.

#### 2.5.2.11.4 Add Ordering Logic for the CMSP Didn't Apply for OHC Reason Fragment

The reason fragment will generate after the 'Here's why:' section of the action fragment.

#### 2.5.2.11.5 Add Regulations for the CMSP Didn't Apply for OHC Reason Fragment

Add the following regulations for the reason fragment: 3-035; 11-012; 13-010

#### 2.5.2.12 Add the CMSP Didn't Cooperate with DDSD Reason Fragment

Add the CMSP didn't cooperate with DDSD reason fragment.

**Action Type:** Denial and Discontinuance

**Fragment Level:** Person

##### 2.5.2.12.1 Add the CMSP Didn't Cooperate with DDSD Reason Fragment

The fragment will have the following verbiage:

Description	Text	Formatting
Static	We have information from the State Determination Service Division (DDSD) that <PersonName> did not cooperate with them in making a disability determination.	Arial Font Size 10

**Note:** Formatting is for English only, Spanish and threshold will generate based on project standards for that language.

#### 2.5.2.12.2 Add Generation Logic for the CMSP Didn't Cooperate with DDSD Reason Fragment

Generate the reason fragment on the NOA when one of the following is true:

1. The person is a CMSP applicant and the person is denied for the reason of 'Didn't Co-op with SP-DDSD'.
2. The person is discontinued from CMSP aid for the reason of 'Didn't Co-op with SP-DDSD'.

#### 2.5.2.12.3 Add Population Logic for the CMSP Didn't Cooperate with DDSD Reason Fragment

Populate the fragment as follows:

Variable	Description	Population
PersonName	The name of the person.	This variable will be populated with the name of the person who is being denied or discontinued.

#### 2.5.2.12.4 Add Ordering Logic for the CMSP Didn't Cooperate with DDSD Reason Fragment

The reason fragment will generate after the 'Here's why:' section of the action fragment.

#### 2.5.2.12.5 Add Regulations for the CMSP Didn't Cooperate with DDSD Reason Fragment

Add the following regulations for the reason fragment: 3-029; 11-012

#### 2.5.2.13 Add the CMSP Eligible to Medi-Cal Reason Fragment

Add the CMSP eligible to MC reason fragment.

**Action Type:** Denial and Discontinuance

**Fragment Level:** Person

#### 2.5.2.13.1 Add the CMSP Eligible to Medi-Cal Reason Fragment

The fragment will have the following verbiage:

Description	Text	Formatting
Static	<PersonName> is eligible to Medi-Cal.	Arial Font Size 10

**Note:** Formatting is for English only, Spanish and threshold will generate based on project standards for that language.

#### **2.5.2.13.2 Add Generation Logic for the CMSP Eligible to Medi-Cal Reason Fragment**

Generate the reason fragment on the NOA when one of the following is true:

1. The person is a CMSP applicant and the person is denied for the reason of 'Eligible to MC'.
2. The person is discontinued from CMSP aid for the reason of 'Eligible to MC'.

#### **2.5.2.13.3 Add Population Logic for the CMSP Eligible to Medi-Cal Reason Fragment**

Populate the fragment as follows:

Variable	Description	Population
PersonName	The name of the person.	This variable will be populated with the name of the person who is being denied or discontinued.

#### **2.5.2.13.4 Add Ordering Logic for the CMSP Eligible to Medi-Cal Reason Fragment**

The reason fragment will generate after the 'Here's why:' section of the action fragment.

#### **2.5.2.13.5 Add Regulations for the CMSP Eligible to Medi-Cal Reason Fragment**

Add the following regulations for the reason fragment: 3-029; 11-012

#### **2.5.2.14 Add the CMSP Exceeded Property Limit Reason Fragment**

Add the CMSP exceeded property limit reason fragment.

**Action Type:** Denial

**Fragment Level:** Program

##### **2.5.2.14.1 Add the CMSP Exceeded Property Limit Reason Fragment**

The fragment will have the following verbiage:

Description	Text	Formatting		
Static	<p>Your property is more than the &lt;PropertyLimit&gt; allowable limit. Here is how we figured your countable property:</p> <table><tr><td><u>Property</u> &lt;PropertyType&gt;</td><td><u>Countable Value</u> &lt;CountableValue&gt;</td></tr></table> <p>Total Value &lt;TotalValue&gt;</p>	<u>Property</u> <PropertyType>	<u>Countable Value</u> <CountableValue>	Arial Font Size 10
<u>Property</u> <PropertyType>	<u>Countable Value</u> <CountableValue>			

**Note:** Formatting is for English only, Spanish and threshold will generate based on project standards for that language.

#### 2.5.2.14.2 Add Generation Logic for the CMSP Exceeded Property Limit Reason Fragment

Generate the reason fragment on the NOA when a person is a CMSP applicant and all the following is true:

1. The status of the person is 'Denied'.
2. There is a budget on the EDBC with the Medi-Cal Test Type of CMSP Income.
3. The person is on the CMSP Income budget.
4. The person has a Role Reason of 'Failed Property' on the CMSP budget.

#### 2.5.2.14.3 Add Population Logic for the CMSP Exceeded Property Limit Reason Fragment

Populate the fragment as follows:

Variable	Description	Population
<b>PropertyLimit</b>	The property limit.	The variable will be populated with the property limit. The property limit will be on the budget on the EDBC with type 'CMSP Property'.
<b>PropertyType</b>	The type of property.	The variable will be populated with the type of property. On the CMSP Property Budget, there is a list of Budget Person Property. The property type will be the type code for each Budget Person Property in the list.

<b>CountableValue</b>	The amount of the countable property.	The variable will be populated with the value of property. On the CMSP Property Budget, there is a list of Budget Person Property. There is a value for each Budget Person Property in the list.
<b>TotalValue</b>	The total amount of the countable property.	The variable will be populated with the total of the properties in the Budget Person Property list.

#### **2.5.2.14.4 Add Ordering Logic for the CMSP Exceeded Property Limit Reason Fragment**

The reason fragment will generate after the 'Here's why:' section of the action fragment.

#### **2.5.2.14.5 Add Regulations for the CMSP Exceeded Property Limit Reason Fragment**

Add the following regulations for the reason fragment: 3-029; 7-010; 7-027; 7-028; 7-029

#### **2.5.2.15 Add the CMSP Failed to Provide Verification for OHC Reason Fragment**

Add the CMSP failed to provide verification for OHC reason fragment.

**Action Type:** Denial

**Fragment Level:** Person

##### **2.5.2.15.1 Add the CMSP Failed to Provide Verification for OHC Reason Fragment**

The fragment will have the following verbiage:

<b>Description</b>	<b>Text</b>	<b>Formatting</b>
<b>Static</b>	<PersonName> has failed to provide the county with information regarding Other Health Care Coverage.	Arial Font Size 10

**Note:** Formatting is for English only, Spanish and threshold will generate based on project standards for that language.

##### **2.5.2.15.2 Add Generation Logic for the CMSP Failed to Provide Verification for OHC Reason Fragment**

Generate the reason fragment on the NOA when a person is a CMSP applicant and all the following is true:



1. The status of the person is 'Denied'.
2. There is a budget on the EDBC with the Medi-Cal Test Type of CMSP Income.
3. The person is on the CMSP Income budget.
4. The person has a Role Reason of 'FTP Other Health Care' on the CMSP budget.

#### 2.5.2.15.3 Add Population Logic for the CMSP Failed to Provide Verification for OHC Reason Fragment

Populate the fragment as follows:

Variable	Description	Population
PersonName	The name of the person.	This variable will be populated with the name of the person who is being denied.

#### 2.5.2.15.4 Add Ordering Logic for the CMSP Failed to Provide Verification for OHC Reason Fragment

The reason fragment will generate after the 'Here's why:' section of the action fragment.

#### 2.5.2.15.5 Add Regulation for the CMSP Failed to Provide Verification for OHC Reason Fragment

Add the following regulation for the reason fragment: 3-025; 3-035

#### 2.5.2.16 Add the CMSP Failed to Pay APTC Premium Reason Fragment

Add the CMSP failed to pay APTC premium reason fragment.

**Action Type:** Denial and Discontinuance

**Fragment Level:** Person

##### 2.5.2.16.1 Add the CMSP Failed to Pay APTC Premium Reason Fragment

The fragment will have the following verbiage:

Description	Text	Formatting
Static	<PersonName> did not provide proof of enrollment in or payment of premiums for a Covered CA Insurance Plan.	Arial Font Size 10

**Note:** Formatting is for English only, Spanish and threshold will generate based on project standards for that language.

#### 2.5.2.16.2 Add Generation Logic for the CMSP Failed to Pay APTC Premium Reason Fragment

Generate the reason fragment on the NOA when one of the following is true:

1. The person is a CMSP applicant and the person is denied for the reason of 'Failure to Enroll/Pay APTC Premiums'.
2. The person is discontinued from CMSP aid for the reason of 'Failure to Enroll/Pay APTC Premiums'.

#### 2.5.2.16.3 Add Population Logic for the CMSP Failed to Pay APTC Premium Reason Fragment

Populate the fragment as follows:

Variable	Description	Population
PersonName	The name of the person.	This variable will be populated with the name of the person who is being denied or discontinued.

#### 2.5.2.16.4 Add Ordering Logic for the CMSP Failed to Pay APTC Premium Reason Fragment

The reason fragment will generate after the 'Here's why:' section of the action fragment.

#### 2.5.2.16.5 Add Regulation for the CMSP Failed to Pay APTC Premium Reason Fragment

Add the following regulation for the reason fragment: 3012.3

#### 2.5.2.17 Add the CMSP Failed to Provide Proof of Income Reason Fragment

Add the CMSP failed to provide proof of income reason fragment.

**Action Type:** Denial and Discontinuance

**Fragment Level:** Person

#### 2.5.2.17.1 Add the CMSP Failed to Provide Proof of Income Reason Fragment

The fragment will have the following verbiage:

Description	Text	Formatting
Static	<PersonName> did not provide proof of his/her income.	Arial Font Size 10

**Note:** Formatting is for English only, Spanish and threshold will generate based on project standards for that language.

#### **2.5.2.17.2 Add Generation Logic for the CMSP Failed to Provide Proof of Income Reason Fragment**

Generate the reason fragment on the NOA when one of the following is true:

1. The person is a CMSP applicant and the person is denied for the reason of 'FTP Income'.
2. The person is discontinued from CMSP aid for the reason of 'FTP Income'.

#### **2.5.2.17.3 Add Population Logic for the CMSP Failed to Provide Proof of Income Reason Fragment**

Populate the fragment as follows:

Variable	Description	Population
PersonName	The name of the person.	This variable will be populated with the name of the person who is being denied or discontinued.

#### **2.5.2.17.4 Add Ordering Logic for the CMSP Failed to Provide Proof of Income Reason Fragment**

The reason fragment will generate after the 'Here's why:' section of the action fragment.

#### **2.5.2.17.5 Add Regulations for the CMSP Failed to Provide Proof of Income Reason Fragment**

Add the following regulations for the reason fragment: 3-025; 3-029

#### **2.5.2.18 Add the CMSP Gets APTC Reason Fragment**

Add the CMSP gets APTC reason fragment.

**Action Type:** Denial and Discontinuance

**Fragment Level:** Person

##### **2.5.2.18.1 Add the CMSP Gets APTC Reason Fragment**

The fragment will have the following verbiage:

Description	Text	Formatting
Static	<PersonName> is receiving an Advanced Premium Tax Credit.	Arial Font Size 10

**Note:** Formatting is for English only, Spanish and threshold will generate based on project standards for that language.

#### 2.5.2.18.2 Add Generation Logic for the CMSP Gets APTC Reason Fragment

Generate the reason fragment on the NOA when a person is a CMSP applicant and all the following is true:

1. The status of the person is 'Denied' or 'Discontinued'.
2. There is a budget on the EDBC with the Medi-Cal Test Type of CMSP Income.
3. The person is on the CMSP Income budget.
4. The person has a Role Reason of 'Gets APTC' on the CMSP budget.

#### 2.5.2.18.3 Add Population Logic for the CMSP Gets APTC Reason Fragment

Populate the fragment as follows:

Variable	Description	Population
PersonName	The name of the person.	This variable will be populated with the name of the person who is being denied or discontinued.

#### 2.5.2.18.4 Add Ordering Logic for the CMSP Gets APTC Reason Fragment

The reason fragment will generate after the 'Here's why:' section of the action fragment.

#### 2.5.2.18.5 Add Regulation for the CMSP Gets APTC Reason Fragment

Add the following regulation for the reason fragment: 3012.3

#### 2.5.2.19 Add the CMSP Incomplete MAGI Application Reason Fragment

Add the CMSP incomplete MAGI application reason fragment.

**Action Type:** Denial

**Fragment Level:** Person

##### 2.5.2.19.1 Add the CMSP Incomplete MAGI Application Reason Fragment

The fragment will have the following verbiage:

Description	Text	Formatting
<b>Static</b>	<PersonName> did not complete the process or provide information necessary to be evaluated for Modified Adjusted Gross Income (MAGI), Medi-Cal, or a Covered CA Insurance Plan.	Arial Font Size 10

**Note:** Formatting is for English only, Spanish and threshold will generate based on project standards for that language.

#### **2.5.2.19.2 Add Generation Logic for the CMSP Incomplete MAGI Application Reason Fragment**

Generate the reason fragment on the NOA when the person is a CMSP applicant and the person is denied for the reason of 'Incomplete MAGI Application'.

#### **2.5.2.19.3 Add Population Logic for the CMSP Incomplete MAGI Application Reason Fragment**

Populate the fragment as follows:

Variable	Description	Population
<b>PersonName</b>	The name of the person.	This variable will be populated with the name of the person who is being denied.

#### **2.5.2.19.4 Add Ordering Logic for the CMSP Incomplete MAGI Application Reason Fragment**

The reason fragment will generate after the 'Here's why:' section of the action fragment.

#### **2.5.2.19.5 Add Regulation for the CMSP Incomplete MAGI Application Reason Fragment**

Add the following regulation for the reason fragment: 3012.3

#### **2.5.2.20 Add the CMSP Reapply with a Budget Change Reason Fragment**

Add the CMSP reapply with a budget change reason fragment.

**Action Type:** Discontinuance

**Fragment Level:** Person

##### **2.5.2.20.1 Add the CMSP Reapply with a Budget Change Reason Fragment**

The fragment will have the following verbiage:

Description	Text	Formatting
Static	<PersonName> requested a discontinuance to reapply with a budget change.	Arial Font Size 10

**Note:** Formatting is for English only, Spanish and threshold will generate based on project standards for that language.

#### 2.5.2.20.2 Add Generation Logic for the CMSP Reapply with a Budget Change Reason Fragment

Generate the reason fragment on the NOA when a person is a CMSP applicant and all the following is true:

1. The status of the person is 'Discontinued'.
2. There is a budget on the EDBC with the Medi-Cal Test Type of CMSP Income.
3. The person is on the CMSP Income budget.
4. The person has a Role Reason of 'Requested Disc. (CMSP) - Reapply with Budget Change' on the CMSP budget.

#### 2.5.2.20.3 Add Population Logic for the CMSP Reapply with a Budget Change Reason Fragment

Populate the fragment as follows:

Variable	Description	Population
PersonName	The name of the person.	This variable will be populated with the name of the person who is being discontinued.

#### 2.5.2.20.4 Add Ordering Logic for the CMSP Reapply with a Budget Change Reason Fragment

The reason fragment will generate after the 'Here's why:' section of the action fragment.

#### 2.5.2.20.5 Add Regulations for the CMSP Reapply with a Budget Change Reason Fragment

Add the following regulations for the reason fragment: 3-019; 10-012

#### 2.5.2.21 Add the CMSP Reapply After LTC Reason Fragment

Add the CMSP reapply after LTC reason fragment.

**Action Type:** Discontinuance

**Fragment Level:** Person

#### 2.5.2.21.1 Add the CMSP Reapply After LTC Reason Fragment

The fragment will have the following verbiage:

Description	Text	Formatting
Static	Upon release from a Long Term Care/Skilled Nursing Facility, you must reapply for CMSP if you wish to continue benefits.	Arial Font Size 10

**Note:** Formatting is for English only, Spanish and threshold will generate based on project standards for that language.

#### 2.5.2.21.2 Add Generation Logic for the CMSP Reapply After LTC Reason Fragment

Generate the reason fragment on the NOA when a person is a CMSP applicant and all the following is true:

1. The status of the person is 'Discontinued'.
2. There is a budget on the EDBC with the Medi-Cal Test Type of CMSP Income.
3. The person is on the CMSP Income budget.
4. The person has a Role Reason of 'Did not Reapply after LTC' on the CMSP budget.

#### 2.5.2.21.3 Add Ordering Logic for the CMSP Reapply After LTC Reason Fragment

The reason fragment will generate after the 'Here's why:' section of the action fragment.

#### 2.5.2.21.4 Add Regulation for the CMSP Reapply After LTC Reason Fragment

Add the following regulation for the reason fragment: 11-011

#### 2.5.2.22 Add the CMSP Unable to Locate Reason Fragment

Add the CMSP unable to locate reason fragment.

**Action Type:** Denial and Discontinuance

**Fragment Level:** Person

#### 2.5.2.22.1 Add the CMSP Unable to Locate Reason Fragment

The fragment will have the following verbiage:

Description	Text	Formatting
Static	You are not living at the last address you gave.	Arial Font Size 10

**Note:** Formatting is for English only, Spanish and threshold will generate based on project standards for that language.

#### 2.5.2.22.2 Add Generation Logic for the CMSP Unable to Locate Reason Fragment

Generate the reason fragment on the NOA when one of the following is true:

1. The person is a CMSP applicant and the person is denied for the reason of 'Whereabouts Unknown'.
2. The person is discontinued from CMSP aid for the reason of 'Whereabouts Unknown'.

#### 2.5.2.22.3 Add Ordering Logic for the CMSP Unable to Locate Reason Fragment

The reason fragment will generate after the 'Here's why:' section of the action fragment.

#### 2.5.2.22.4 Add Regulation for the CMSP Unable to Locate Reason Fragment

Add the following regulation for the reason fragment: 3-029

### 2.5.2.23 Add the CMSP Deceased Reason Fragment

Add the CMSP deceased reason fragment.

**Action Type:** Denial and Discontinuance

**Fragment Level:** Person

#### 2.5.2.23.1 Add the CMSP Deceased Reason Fragment

The fragment will have the following verbiage:

Description	Text	Formatting
Static	The county has information that <PersonName> is deceased.	Arial Font Size 10

**Note:** Formatting is for English only, Spanish and threshold will generate based on project standards for that language.

#### 2.5.2.23.2 Add Generation Logic for the CMSP Deceased Reason Fragment



Generate the reason fragment on the NOA when one of the following is true:

1. The person is a CMSP applicant and the person is denied for the reason of 'Deceased'.
2. The person is discontinued from CMSP aid for the reason of 'Deceased'.

#### 2.5.2.23.3 Add Population Logic for the CMSP Deceased Reason Fragment

Populate the fragment as follows:

Variable	Description	Population
<b>PersonName</b>	The name of the person.	This variable will be populated with the name of the person who is being denied or discontinued.

#### 2.5.2.23.4 Add Ordering Logic for the CMSP Deceased Reason Fragment

The reason fragment will generate after the 'Here's why:' section of the action fragment.

#### 2.5.2.23.5 Add Regulation for the CMSP Deceased Reason Fragment

Add the following regulation for the reason fragment: 3-031

#### 2.5.2.24 Add the CMSP Didn't Apply for DIB Reason Fragment

Add the CMSP didn't apply for DIB reason fragment.

**Action Type:** Denial

**Fragment Level:** Person

##### 2.5.2.24.1 Add the CMSP Didn't Apply for DIB Reason Fragment

The fragment will have the following verbiage:

Description	Text	Formatting
<b>Static</b>	<PersonName> did not try to get unconditionally available income. This person could get Disability Insurance Benefits (DIB) but did not apply.	Arial Font Size 10

**Note:** Formatting is for English only, Spanish and threshold will generate based on project standards for that language.

##### 2.5.2.24.2 Add Generation Logic for the CMSP Didn't Apply for DIB Reason Fragment

Generate the reason fragment on the NOA when a person is a CMSP applicant and all the following is true:

1. The status of the person is 'Denied'.
2. There is a budget on the EDBC with the Medi-Cal Test Type of CMSP Income.
3. The person is on the CMSP Income budget.
4. The person has a Role Reason of 'Refused DIB' on the CMSP budget.

#### **2.5.2.24.4 Add Population Logic for the CMSP Didn't Apply for DIB Reason Fragment**

Populate the fragment as follows:

Variable	Description	Population
<b>PersonName</b>	The name of the person.	This variable will be populated with the name of the person who is being denied.

#### **2.5.2.24.4 Add Ordering Logic for the CMSP Didn't Apply for DIB Reason Fragment**

The reason fragment will generate after the 'Here's why:' section of the action fragment.

#### **2.5.2.24.5 Add Regulations for the CMSP Didn't Apply for DIB Reason Fragment**

Add the following regulations for the reason fragment: 3-036; 6-013

#### **2.5.2.25 Add the CMSP Didn't Apply for Military Benefits Reason Fragment**

Add the CMSP didn't apply for military benefits reason fragment.

**Action Type:** Denial

**Fragment Level:** Person

##### **2.5.2.25.1 Add the CMSP Didn't Apply for Military Benefits Reason Fragment**

The fragment will have the following verbiage:

Description	Text	Formatting
<b>Static</b>	<PersonName> did not try to get unconditionally available income. This person could get Military Benefits but did not apply.	Arial Font Size 10

**Note:** Formatting is for English only, Spanish and threshold will generate based on project standards for that language.

#### 2.5.2.25.2 Add Generation Logic for the CMSP Didn't Apply for Military Benefits Reason Fragment

Generate the reason fragment on the NOA when a person is a CMSP applicant and all the following is true:

1. The status of the person is 'Denied'.
2. There is a budget on the EDBC with the Medi-Cal Test Type of CMSP Income.
3. The person is on the CMSP Income budget.
4. The person has a Role Reason of 'Refused Military Ben' on the CMSP budget.

#### 2.5.2.25.3 Add Population Logic for the CMSP Didn't Apply for Military Benefits Reason Fragment

Populate the fragment as follows:

Variable	Description	Population
PersonName	The name of the person.	This variable will be populated with the name of the person who is being denied.

#### 2.5.2.25.4 Add Ordering Logic for the CMSP Didn't Apply for Military Benefits Reason Fragment

The reason fragment will generate after the 'Here's why:' section of the action fragment.

#### 2.5.2.25.5 Add Regulations for the CMSP Didn't Apply for Military Benefits Reason Fragment

Add the following regulations for the reason fragment: 3-036; 6-013

#### 2.5.2.26 Add the CMSP Didn't Apply for Retirement Reason Fragment

Add the CMSP didn't apply for retirement reason fragment.

**Action Type:** Denial

**Fragment Level:** Person

#### 2.5.2.26.1 Add the CMSP Didn't Apply for Retirement Reason Fragment

The fragment will have the following verbiage:

Description	Text	Formatting
Static	<PersonName> did not try to get unconditionally available income. This person could get Retirement Benefits (SSA, Railroad, or Other) but did not apply.	Arial Font Size 10

**Note:** Formatting is for English only, Spanish and threshold will generate based on project standards for that language.

#### **2.5.2.26.2 Add Generation Logic for the CMSP Didn't Apply for Retirement Reason Fragment**

Generate the reason fragment on the NOA when a person is a CMSP applicant and all the following is true:

1. The status of the person is 'Denied'.
2. There is a budget on the EDBC with the Medi-Cal Test Type of CMSP Income.
3. The person is on the CMSP Income budget.
4. The person has a Role Reason of 'Refused Retirement' on the CMSP budget.

#### **2.5.2.26.3 Add Population Logic for the CMSP Didn't Apply for Retirement Reason Fragment**

Populate the fragment as follows:

Variable	Description	Population
PersonName	The name of the person.	This variable will be populated with the name of the person who is being denied.

#### **2.5.2.26.4 Add Ordering Logic for the CMSP Didn't Apply for Retirement Reason Fragment**

The reason fragment will generate after the 'Here's why:' section of the action fragment.

#### **2.5.2.26.5 Add Regulations for the CMSP Didn't Apply for Retirement Reason Fragment**

Add the following regulations for the reason fragment: 3-036; 6-013

#### **2.5.2.27 Add the CMSP Didn't Apply for SDI Reason Fragment**

Add the CMSP didn't apply for SDI reason fragment.

**Action Type:** Denial

**Fragment Level:** Person

##### **2.5.2.27.1 Add the CMSP Didn't Apply for SDI Reason Fragment**

The fragment will have the following verbiage:

Description	Text	Formatting
Static	<PersonName> did not try to get unconditionally available income. This person could get State Disability Insurance Benefits (SDI) but did not apply.	Arial Font Size 10

**Note:** Formatting is for English only, Spanish and threshold will generate based on project standards for that language.

#### 2.5.2.27.2 Add Generation Logic for the CMSP Didn't Apply for SDI Reason Fragment

Generate the reason fragment on the NOA when a person is a CMSP applicant and all the following is true:

1. The status of the person is 'Denied'.
2. There is a budget on the EDBC with the Medi-Cal Test Type of CMSP Income.
3. The person is on the CMSP Income budget.
4. The person has a Role Reason of 'Refused SDI' on the CMSP budget.

#### 2.5.2.27.3 Add Population Logic for the CMSP Didn't Apply for SDI Reason Fragment

Populate the fragment as follows:

Variable	Description	Population
PersonName	The name of the person.	This variable will be populated with the name of the person who is being denied.

#### 2.5.2.27.4 Add Ordering Logic for the CMSP Didn't Apply for SDI Reason Fragment

The reason fragment will generate after the 'Here's why:' section of the action fragment.

#### 2.5.2.27.5 Add Regulations for the CMSP Didn't Apply for SDI Reason Fragment

Add the following regulations for the reason fragment: 3-036; 6-013

#### 2.5.2.28 Add the CMSP Didn't Apply for UIB Reason Fragment

Add the CMSP didn't apply for UIB reason fragment.

**Action Type:** Denial

**Fragment Level:** Person

#### 2.5.2.28.1 Add the CMSP Didn't Apply for UIB Reason Fragment

The fragment will have the following verbiage:

Description	Text	Formatting
Static	<PersonName> did not try to get unconditionally available income. This person could get Unemployment Insurance Benefits (UIB) but did not apply.	Arial Font Size 10

**Note:** Formatting is for English only, Spanish and threshold will generate based on project standards for that language.

#### 2.5.2.28.2 Add Generation Logic for the CMSP Didn't Apply for UIB Reason Fragment

Generate the reason fragment on the NOA when a person is a CMSP applicant and all the following is true:

1. The status of the person is 'Denied'.
2. There is a budget on the EDBC with the Medi-Cal Test Type of CMSP Income.
3. The person is on the CMSP Income budget.
4. The person has a Role Reason of 'Refused UIB' on the CMSP budget.

#### 2.5.2.28.3 Add Population Logic for the CMSP Didn't Apply for UIB Reason Fragment

Populate the fragment as follows:

Variable	Description	Population
PersonName	The name of the person.	This variable will be populated with the name of the person who is being denied.

#### 2.5.2.28.4 Add Ordering Logic for the CMSP Didn't Apply for UIB Reason Fragment

The reason fragment will generate after the 'Here's why:' section of the action fragment.

#### 2.5.2.28.5 Add Regulations for the CMSP Didn't Apply for UIB Reason Fragment

Add the following regulations for the reason fragment: 3-036; 6-013

#### 2.5.2.29 Add the CMSP Didn't Apply for VA Reason Fragment

Add the CMSP didn't apply for VA reason fragment.

**Action Type:** Denial

**Fragment Level:** Person

#### 2.5.2.29.1 Add the CMSP Didn't Apply for VA Reason Fragment

The fragment will have the following verbiage:

Description	Text	Formatting
Static	<PersonName> did not try to get unconditionally available income. This person could get veteran's benefits (VA) but did not apply.	Arial Font Size 10

**Note:** Formatting is for English only, Spanish and threshold will generate based on project standards for that language.

#### 2.5.2.29.2 Add Generation Logic for the CMSP Didn't Apply for VA Reason Fragment

Generate the reason fragment on the NOA when a person is a CMSP applicant and all the following is true:

1. The status of the person is 'Denied'.
2. There is a budget on the EDBC with the Medi-Cal Test Type of CMSP Income.
3. The person is on the CMSP Income budget.
4. The person has a Role Reason of 'Refused VA' on the CMSP budget.

#### 2.5.2.29.3 Add Population Logic for the CMSP Didn't Apply for VA Reason Fragment

Populate the fragment as follows:

Variable	Description	Population
PersonName	The name of the person.	This variable will be populated with the name of the person who is being denied.

#### 2.5.2.29.4 Add Ordering Logic for the CMSP Didn't Apply for VA Reason Fragment

The reason fragment will generate after the 'Here's why:' section of the action fragment.

#### 2.5.2.29.5 Add Regulations for the CMSP Didn't Apply for VA Reason Fragment

Add the following regulations for the reason fragment: 3-036; 6-013

#### 2.5.2.30 Add the CMSP Didn't Apply for Worker Compensation Reason Fragment

Add the CMSP didn't apply for worker compensation reason fragment.

**Action Type:** Denial

**Fragment Level:** Person

#### 2.5.2.30.1 Add the CMSP Didn't Apply for Worker Compensation Reason Fragment

The fragment will have the following verbiage:

Description	Text	Formatting
Static	<PersonName> did not try to get unconditionally available income. This person could get Workman's Compensation (WC) but did not apply.	Arial Font Size 10

**Note:** Formatting is for English only, Spanish and threshold will generate based on project standards for that language.

#### 2.5.2.30.2 Add Generation Logic for the CMSP Didn't Apply for Worker Compensation Reason Fragment

Generate the reason fragment on the NOA when a person is a CMSP applicant and all the following is true:

1. The status of the person is 'Denied'.
2. There is a budget on the EDBC with the Medi-Cal Test Type of CMSP Income.
3. The person is on the CMSP Income budget.
4. The person has a Role Reason of 'Refused Wrk Cmp' on the CMSP budget.

#### 2.5.2.30.3 Add Population Logic for the CMSP Didn't Apply for Worker Compensation Reason Fragment

Populate the fragment as follows:

Variable	Description	Population
PersonName	The name of the person.	This variable will be populated with the name of the person who is being denied.

#### 2.5.2.30.4 Add Ordering Logic for the CMSP Didn't Apply for Worker Compensation Reason Fragment

The reason fragment will generate after the 'Here's why:' section of the action fragment.



#### 2.5.2.30.5 Add Regulations for the CMSP Didn't Apply for Worker Compensation Reason Fragment

Add the following regulations for the reason fragment: 3-036; 6-013

#### 2.5.2.31 Add the CMSP Failed to Complete Eligibility Determination Reason Fragment

Add the CMSP failed to complete eligibility determination reason fragment.

**Action Type:** Denial

**Fragment Level:** Person

##### 2.5.2.31.1 Add the CMSP Failed to Complete Eligibility Determination Reason Fragment

The fragment will have the following verbiage:

Description	Text	Formatting
Static	We asked <PersonName> to complete and return the paperwork we need to make a decision about your application of eligibility for CMSP. You did not return your completed eligibility determination paperwork.	Arial Font Size 10

**Note:** Formatting is for English only, Spanish and threshold will generate based on project standards for that language.

##### 2.5.2.31.2 Add Generation Logic for the CMSP Failed to Complete Eligibility Determination Reason Fragment

Generate the reason fragment on the NOA when a person is a CMSP applicant and the person is denied for the reason of 'Failed to Complete Determination'.

##### 2.5.2.31.3 Add Population Logic for the CMSP Failed to Complete Eligibility Determination Reason Fragment

Populate the fragment as follows:

Variable	Description	Population
PersonName	The name of the person.	This variable will be populated with the name of the person who is being denied.

##### 2.5.2.31.4 Add Ordering Logic for the CMSP Failed to Complete Eligibility Determination Reason Fragment

The reason fragment will generate after the 'Here's why:' section of the action fragment.

#### 2.5.2.31.5 Add Regulations for the CMSP Failed to Complete Eligibility Determination Reason Fragment

Add the following regulations for the reason fragment: 3-014; 3-029; 50165; 50175; 50189; 50167

#### 2.5.2.32 Add the CMSP Failed to Cooperate with the MC Process Reason Fragment

Add the CMSP failed to cooperate with the MC process reason fragment.

**Action Type:** Denial

**Fragment Level:** Person

##### 2.5.2.32.1 Add the CMSP Failed to Cooperate with the MC Process Reason Fragment

The fragment will have the following verbiage:

Description	Text	Formatting
Static	<PersonName> failed to cooperate with the Medi-Cal process.	Arial Font Size 10

**Note:** Formatting is for English only, Spanish and threshold will generate based on project standards for that language.

##### 2.5.2.32.2 Add Generation Logic for the CMSP Failed to Cooperate with the MC Process Reason Fragment

Generate the reason fragment on the NOA when a person is a CMSP applicant and the person is denied for the reason of 'Didn't Coop w. MC Linkage'.

##### 2.5.2.32.3 Add Population Logic for the CMSP Failed to Cooperate with the MC Process Reason Fragment

Populate the fragment as follows:

Variable	Description	Population
PersonName	The name of the person.	This variable will be populated with the name of the person who is being denied.

##### 2.5.2.32.4 Add Ordering Logic for the CMSP Failed to Cooperate with the MC Process Reason Fragment

The reason fragment will generate after the 'Here's why:' section of the action fragment.

#### 2.5.2.32.5 Add Regulations for the CMSP Failed to Cooperate with the MC Process Reason Fragment

Add the following regulations for the reason fragment: 3-012; 11-012

#### 2.5.2.33 Add the CMSP Failed to Provide SSN Reason Fragment

Add the CMSP failed to provide SSN reason fragment.

**Action Type:** Denial

**Fragment Level:** Person

##### 2.5.2.33.1 Add the CMSP Failed to Provide SSN Reason Fragment

The fragment will have the following verbiage:

Description	Text	Formatting
Static	You did not give the following information: Social Security Number or Proof of Application for a SSN for: <PersonName>	Arial Font Size 10

**Note:** Formatting is for English only, Spanish and threshold will generate based on project standards for that language.

##### 2.5.2.33.2 Add Generation Logic for the CMSP Failed to Provide SSN Reason Fragment

Generate the reason fragment on the NOA when a person is a CMSP applicant and all the following is true:

1. The status of the person is 'Denied'.
2. There is a budget on the EDBC with the Medi-Cal Test Type of CMSP Income.
3. The person is on the CMSP Income budget.
4. The person has a Role Reason of 'SSN Enumeration' on the CMSP budget.

##### 2.5.2.33.3 Add Population Logic for the CMSP Failed to Provide SSN Reason Fragment

Populate the fragment as follows:

Variable	Description	Population
PersonName	The name of the person.	This variable will be populated with the name of the person who is being denied.

#### 2.5.2.33.4 Add Ordering Logic for the CMSP Failed to Provide SSN Reason Fragment

The reason fragment will generate after the 'Here's why:' section of the action fragment.

#### 2.5.2.33.5 Add Regulations for the CMSP Failed to Provide SSN Reason Fragment

Add the following regulations for the reason fragment: 3-037; 6-013

#### 2.5.2.34 Add the CMSP Failed to Provide HIC Reason Fragment

Add the CMSP failed to provide HIC reason fragment.

**Action Type:** Denial

**Fragment Level:** Person

##### 2.5.2.34.1 Add the CMSP Failed to Provide HIC Reason Fragment

The fragment will have the following verbiage:

Description	Text	Formatting
Static	<PersonName> or the person responsible for completing the application process in his/her behalf, did not provide his/her Medicare HIC number.	Arial Font Size 10

**Note:** Formatting is for English only, Spanish and threshold will generate based on project standards for that language.

##### 2.5.2.34.2 Add Generation Logic for the CMSP Failed to Provide HIC Reason Fragment

Generate the reason fragment on the NOA when a person is a CMSP applicant and all the following is true:

1. The status of the person is 'Denied'.
2. There is a budget on the EDBC with the Medi-Cal Test Type of CMSP Income.
3. The person is on the CMSP Income budget.
4. The person has a Role Reason of 'FTP HIC #' on the CMSP budget.

##### 2.5.2.34.3 Add Population Logic for the CMSP Failed to Provide HIC Reason Fragment

Populate the fragment as follows:

Variable	Description	Population
----------	-------------	------------

<b>PersonName</b>	The name of the person.	This variable will be populated with the name of the person who is being denied.
-------------------	-------------------------	--

#### **2.5.2.34.4 Add Ordering Logic for the CMSP Failed to Provide HIC Reason Fragment**

The reason fragment will generate after the 'Here's why:' section of the action fragment.

#### **2.5.2.34.5 Add Regulation for the CMSP Failed to Provide HIC Reason Fragment**

Add the following regulation for the reason fragment: 6-013

## **2.6 Add CMSP Message Fragments**

### **2.6.1 Overview**

This section will describe the updates needed to add the CMSP message fragments to CalSAWS. It will add the message fragment XDPs, the generation and population logic for each message fragment.

**Program(s):** CMSP

**Languages:**

English, Spanish, Armenian, Arabic, Cambodian, Chinese\*, Farsi, Tagalog/Filipino, Hmong, Korean, Lao, Russian, Vietnamese

*\*One translation is provided to support the three Chinese threshold languages: Cantonese, Chinese and Mandarin.*

### **2.6.2 Description of Change**

#### **2.6.2.1 Add the CMSP LTC Community Spouse Resource Allowance (CSRA) Property Message Fragment**

Add the CMSP LTC CSRA property message fragment.

**Action Type:** Discontinuance

**Fragment Level:** Program

##### **2.6.2.1.1 Add the CMSP LTC CSRA Property Message Fragment**

The fragment will have the following verbiage:

Description	Text	Formatting
-------------	------	------------

<b>Static</b>	You were notified on <InitialNoticeDate> that you must transfer <PropertyAmount> of the property owned by you alone or jointly by you and your spouse. You were to do this by <TransferDueDate> for you to remain eligible. The total net non-exempt property remaining in your name and in both spouses' names is <TotalPropertyAmount>. This exceeds property limits of <PropertyLimit> for one person.	Arial Font Size 10
---------------	---	-----------------------

**Note:** Formatting is for English only, Spanish and threshold will generate based on project standards for that language.

#### 2.6.2.1.2 Add Generation Logic for CMSP LTC CSRA Property Message Fragment

Generate the message fragment on the NOA when all the following are true:

1. The person was receiving CMSP LTC aid code 8F.
2. The person has the status of 'Discontinued'.
3. In the prior EDBC, there is a waived CMSP property budget with the CSRA property limit.
4. In the current EDBC, there is failed CMSP property budget with the CSRA property limit.

#### 2.6.2.1.3 Add Population Logic for the CMSP LTC CSRA Property Message Fragment

Populate the fragment as follows:

Variable	Description	Population
<b>InitialNoticeDate</b>	The date the individual was notified about CSRA.	The variable will be populated with the application date. The format will be MM/DD/YYYY (ex. 07/26/2019).
<b>PropertyAmount</b>	The property amount needed to be transferred.	The variable will be populated with the difference between the total property amount and the CSRA property limit.
<b>TransferDueDate</b>	The date when the individual needed to transfer the property over to the spouse.	The variable will be populated with application date plus 90 days.
<b>TotalPropertyAmount</b>	The total property amount.	The variable will be populated with the total property amount. The value can be found on the failed CMP property budget.

<b>PropertyLimit</b>	The CSRA property limit.	The variable will be populated with the CSRA property limit. The property limit can be found on the failed CMSP property budget.
----------------------	--------------------------	--

#### **2.6.2.1.4 Add Ordering Logic for the CMSP LTC CSRA Property Message Fragment**

This message fragment will generate after all reason fragments, but before any other message fragments on the NOA.

#### **2.6.2.2 Add the CMSP Continued LTC Eligibility Message Fragment**

Add the CMSP Continued LTC Eligibility Message Fragment

**Action Type:** Approval

**Fragment Level:** Person

##### **2.6.2.2.1 Add the CMSP Continued LTC Eligibility Message Fragment**

The fragment will have the following verbiage:

<b>Description</b>	<b>Text</b>	<b>Formatting</b>
<b>Static</b>	<p>Your eligibility for these CMSP companion benefits may continue as long as you reside in the long term care facility. When you are discharged from the long term care facility you must notify your worker and/or apply for continuing health care under a different program.</p> <p>If you have a share-of-cost under the Medi-Cal Program for your long term care benefits, the same share-of -cost applies to the CMSP companion benefits. However, paying or obligating to pay your Share-of-Cost (SOC) to the long term care facility each month will satisfy the SOC requirements for both programs.</p> <p>If you do not already have one, a plastic benefits identification card will be mailed to you at the long term care facility.</p>	Arial Font Size 10

**Note:** Formatting is for English only, Spanish and threshold will generate based on project standards for that language.

##### **2.6.2.2.2 Add Generation Logic for CMSP Continued LTC Eligibility Message Fragment**

Generate the message fragment on the NOA when there is a person approved for CMSP LTC.

#### 2.6.2.2.3 Add Ordering Logic for the CMSP Continued LTC Eligibility Message Fragment

This message fragment will generate after the CMSP LTC approval action fragment.

#### 2.6.2.3 Add the CMSP BIC Life Health Id Card Message Fragment

Add the CMSP BIC life health Id card message fragment.

**Action Type:** Approval

**Fragment Level:** Program

##### 2.6.2.3.1 Add the CMSP BIC Life Health Id Card Message Fragment

The fragment will have the following verbiage:

Description	Text	Formatting
Static	<p>You will receive your plastic Benefits Identification Card (BIC) soon. Do not throw this card away. This card is good as long as you are eligible for this program. Take this plastic card to a pharmacy, doctor, or other provider participating in the CMSP network administered by Advanced Medical Management for your healthcare services. Your BIC will show the provider if you have a share-of-cost to pay. The amount that you pay or obligate to pay healthcare provider(s) will be automatically computed. After your total monthly share-of-cost has been paid or obligated, you will not have to pay for covered healthcare services received that month from providers participating in the CMSP network administered by Advanced Medical Management.</p> <p>In addition to the plastic BIC as described above, you will soon receive a CMSP identification card. You should present this card along with the BIC to your provider when obtaining services, including medications.</p>	Arial Font Size 10

**Note:** Formatting is for English only, Spanish and threshold will generate based on project standards for that language.

##### 2.6.2.3.2 Add Generation Logic for CMSP BIC Life Health Id Card Message Fragment



Generate the message fragment on the NOA when the NOA is an approval NOA, the person is approved for CMSP benefits, and the benefit month is not a retroactive month.

#### **2.6.2.3.3 Add Ordering Logic for the CMSP BIC Life Health Id Card Message Fragment**

This message fragment will generate after the action fragments, any person level messages that directly follow an action fragment, and budget fragment.

#### **2.6.2.4 Add the CMSP Death Burial Benefits Message Fragment**

Add the CMSP death burial benefits message fragment.

**Action Type:** Discontinuance

**Fragment Level:** Person

##### **2.6.2.4.1 Add the CMSP Death Burial Benefits Message Fragment**

The fragment will have the following verbiage:

Description	Text	Formatting
Static	Also for your information, there are no special death or burial benefits provided under the CMSP.	Arial Font Size 10

**Note:** Formatting is for English only, Spanish and threshold will generate based on project standards for that language.

##### **2.6.2.4.2 Add Generation Logic for CMSP Death Burial Benefits Message Fragment**

Generate the message fragment on the NOA when the NOA is a discontinuance NOA, the person was receiving CMSP aid, but is discontinued for reason of 'Deceased'.

##### **2.6.2.4.3 Add Ordering Logic for the CMSP Death Burial Benefits Message Fragment**

This message fragment will generate right after the CMSP deceased reason fragment (defined in **Section 2.5.2.23**).

##### **2.6.2.4.4 Add Regulation for the CMSP Death Burial Benefits Message Fragment**

Add the following regulation for the message fragment: 3-031

### 2.6.2.5 Add the CMSP Denial for Emergency Approval Message Fragment

Add the CMSP denial for emergency approval message fragment.

**Action Type:** Approval

**Fragment Level:** Person

#### 2.6.2.5.1 Add the CMSP Denial for Emergency Approval Message Fragment

The fragment will have the following verbiage:

Description	Text	Formatting
Static	Your application for full CMSP benefits is denied. We have granted you, instead, eligibility for emergency medical treatment.	Arial Font Size 10

**Note:** Formatting is for English only, Spanish and threshold will generate based on project standards for that language.

#### 2.6.2.5.2 Add Generation Logic for the CMSP Denial for Emergency Approval Message Fragment

Generate the message fragment on the NOA when a person is approved for restricted CMSP benefits.

#### 2.6.2.5.3 Add Ordering Logic for the CMSP Denial for Emergency Approval Message Fragment

This message fragment will generate after CMSP emergency medical condition message fragment (defined in **Section 2.6.2.8**).

#### 2.6.2.5.4 Add Regulations for the CMSP Denial for Emergency Approval Message Fragment

Add the following regulations for the message fragment: 3-028; 5-016; 11-011

### 2.6.2.6 Add the CMSP Additional Facts Discontinuance Message Fragment

Add the CMSP additional facts discontinuance message fragment.

**Action Type:** Discontinuance

**Fragment Level:** Program

#### 2.6.2.6.1 Add the CMSP Additional Facts Discontinuance Message Fragment

The fragment will have the following verbiage:

Description	Text	Formatting
Static	<b>If you have any questions about this action, or if there are additional facts relating to your circumstances which you have not reported to us, please write or telephone. We will answer your questions or make an appointment to see you in person. Please remember that this action pertains only to the circumstances you reported to us and that you may reapply at any time.</b>	Arial Font Size 10, Bolded

**Note:** Formatting is for English only, Spanish and threshold will generate based on project standards for that language.

#### **2.6.2.6.2 Add Generation Logic for the CMSP Additional Facts Discontinuance Message Fragment**

Generate the message fragment on the NOA when the person is discontinued for CMSP aid.

#### **2.6.2.6.3 Add Ordering Logic for the CMSP Additional Facts Discontinuance Message Fragment**

This message fragment will generate right after CMSP discontinuance reason(s).

#### **2.6.2.6.4 Add Regulation for the CMSP Additional Facts Discontinuance Message Fragment**

Add the following regulation for the message fragment: 3-038

#### **2.6.2.7 Add the CMSP Eligibility Length Message Fragment**

Add the CMSP eligibility length message fragment.

**Action Type:** Approval

**Fragment Level:** Program

##### **2.6.2.7.1 Add the CMSP Eligibility Length Message Fragment**

The fragment will have the following verbiage:

Description	Text	Formatting
Static	<p>CMSP eligibility is limited to individuals aged 21 through 64 years.</p> <p><b>CMSP limits the length of your eligibility. You will automatically be discontinued from CMSP at the end of the last month stated above.</b></p>	Arial Font Size 10

	If you continue to need aid after the date of discontinuance, you can reapply during your last month of eligibility. Please do not reapply sooner. You may reapply online at <a href="http://www.c4yourself.com">www.c4yourself.com</a> , by mail or in person.	
--	---	--

**Note:** Formatting is for English only, Spanish and threshold will generate based on project standards for that language.

#### 2.6.2.7.2 Add Generation Logic for the CMSP Eligibility Length Message Fragment

Generate the message fragment on the NOA when the NOA that generates is an approval NOA and the person is approved for non-LTC CMSP benefits.

#### 2.6.2.7.3 Add Ordering Logic for the CMSP Eligibility Length Message Fragment

This message fragment will generate after CMSP action **and budget** fragments.

#### 2.6.2.8 Add the CMSP Emergency Medical Condition Message Fragment

Add the CMSP emergency medical condition message fragment.

**Action Type:** Approval

**Fragment Level:** Program

##### 2.6.2.8.1 Add the CMSP Emergency Medical Condition Message Fragment

The fragment will have the following verbiage:

Description	Text	Formatting
<b>Static</b>	An emergency medical condition means: a medical condition manifesting itself by acute symptoms of recent onset and sufficient severity (including without limitation severe pain) such that a prudent layperson, possessing an average knowledge of health and medicine, could reasonably believe that the absence of immediate medical attention could reasonably result in: placing the member's health in jeopardy; serious impairment to bodily function other serious medical consequences or serious and /or permanent dysfunction to any bodily organ or part. The CMSP Governing Board may review the provider's decision that an emergency service was required.	Arial Font Size 10

**Note:** Formatting is for English only, Spanish and threshold will generate based on project standards for that language.

#### 2.6.2.8.2 Add Generation Logic for the CMSP Emergency Medical Condition Message Fragment

Generate the message fragment on the NOA when the person is approved for CMSP restricted aid code 50.

#### 2.6.2.8.3 Add Ordering Logic for the CMSP Emergency Medical Condition Message Fragment

This message fragment will generate after CMSP certification period action fragment (defined in Section 2.4.2.1) and budget fragment.

#### 2.6.2.8.4 Add Regulations for the CMSP Emergency Medical Condition Message Fragment

Add the following regulations for the message fragment: 1-101; 1-045

#### 2.6.2.9 Add the CMSP Non-Citizen Message Fragment

Add the CMSP non-citizen message fragment.

**Action Type:** Approval

**Fragment Level:** Program

##### 2.6.2.9.1 Add the CMSP Non-Citizen Message Fragment

The fragment will have the following verbiage:

Description	Text	Formatting
Static	<p>We are taking this action because you are a non-citizen who (one of the following reasons applies):</p> <ul style="list-style-type: none"><li>• Does not have satisfactory immigration status according to information received from the U.S. Citizenship and Immigration Services (USCIS).</li><li>• Lacks documentary proof of satisfactory immigration status for CMSP purposes.</li><li>• Has been admitted to the United States as a nonimmigrant for a limited period of time.</li></ul>	Arial Font Size 10

**Note:** Formatting is for English only, Spanish and threshold will generate based on project standards for that language.

##### 2.6.2.9.2 Add Generation Logic for the CMSP Non-Citizen Message Fragment

Generate the message fragment on the NOA when the person is approved for CMSP restricted aid code 50.

#### 2.6.2.9.3 Add Ordering Logic for the CMSP Non-Citizen Message Fragment

This message fragment will generate right after CMSP denial for emergency approval message fragment (defined in **Section 2.6.2.5**).

#### 2.6.2.9.4 Add Regulations for the CMSP Non-Citizen Message Fragment

Add the following regulations for the message fragment: 1-102; 1-109; 5-016

#### 2.6.2.10 Add the CMSP Don't Throw Away BIC Message Fragment

Add the CMSP don't throw away BIC message fragment.

**Action Type:** Approval, Denial, Discontinuance

**Fragment Level:** Program

##### 2.6.2.10.1 Add the CMSP Don't Throw Away BIC Message Fragment

The fragment will have the following verbiage:

Description	Text	Formatting
Static	Do not throw your plastic ID card away. You can use it again if you become eligible for CMSP or Medi-Cal.	Arial Font Size 10

**Note:** Formatting is for English only, Spanish and threshold will generate based on project standards for that language.

##### 2.6.2.10.2 Add Generation Logic for the CMSP Don't Throw Away BIC Message Fragment

Generate the message fragment on the NOA when the person one of the following is true:

1. The person is approved for CMSP benefits.
2. The person is a CMSP applicant and denied for CMSP.
3. The person is discontinued from CMSP aid.

##### 2.6.2.10.3 Add Ordering Logic for the CMSP Don't Throw Away BIC Message Fragment

This message fragment will generate after any action fragments, if applicable, any reason fragments, and budget fragment.

##### 2.6.2.10.4 Add Regulations for the CMSP Don't Throw Away BIC Message Fragment

Add the following regulations for the message fragment: 1-024; 12-010; 12-015

#### 2.6.2.11 Add the CMSP Exceeded FPL Message Fragment

Add the CMSP exceeded FPL message fragment.

**NOTE:** Currently in C-IV, this is called the Exceeded 200 FPL message fragment (MSG\_EXCEEDED\_200\_FPL). The name will be updated to not reference any percentages so that the fragment name and the content will not be mismatched in the future.

**Action Type:** Approval

**Fragment Level:** Person

##### 2.6.2.11.1 Add the CMSP Exceeded FPL Message Fragment

The fragment will have the following verbiage:

Description	Text	Formatting
Static	*If this information indicates you are not eligible for a particular month, it was because your Net Nonexempt Income exceeded 300% of the Federal Poverty Level (FPL).	Arial Font Size 10

**Note:** Formatting is for English only, Spanish and threshold will generate based on project standards for that language.

##### 2.6.2.11.2 Add Generation Logic for the CMSP Exceeded FPL Message Fragment

Generate the message fragment on the NOA when CMSP Non-Federal budget fragment (defined in **Section 2.7.2.1**) is on the NOA.

##### 2.6.2.11.3 Add Ordering Logic for the CMSP Exceeded FPL Message Fragment

This message fragment will generate right after the CMSP Non-Federal budget fragment. If there are multiple budget fragments on the NOA, it will generate after all the budget fragments.

#### 2.6.2.12 Add the CMSP LTC Companion Explanation Message Fragment

Add the CMSP LTC companion explanation message fragment.

**Action Type:** Discontinuance

**Fragment Level:** Person

##### 2.6.2.12.1 Add the CMSP LTC Companion Explanation Message Fragment

The fragment will have the following verbiage:

Description	Text	Formatting
-------------	------	------------

<b>Static</b>	These companion benefits were for inpatient acute care services only while you were in the long term care facility.	Arial Font Size 10
---------------	---	-----------------------

**Note:** Formatting is for English only, Spanish and threshold will generate based on project standards for that language.

#### **2.6.2.12.2 Add Generation Logic for the CMSP LTC Companion Explanation Message Fragment**

Generate the message fragment on the NOA when the person is discontinued from CMSP and the person was receiving a CMSP LTC aid code.

#### **2.6.2.12.3 Add Ordering Logic for the CMSP LTC Companion Explanation Message Fragment**

This message fragment will generate after any reason fragments.

#### **2.6.2.12.4 Add Regulations for the CMSP LTC Companion Explanation Message Fragment**

Add the following regulations for the message fragment: 3-016; 11-011

### **2.6.2.13 Add the CMSP LTC Reapply Message Fragment**

Add the CMSP LTC reapply message fragment.

**Action Type:** Discontinuance

**Fragment Level:** Person

#### **2.6.2.13.1 Add the CMSP LTC Reapply Message Fragment**

The fragment will have the following verbiage:

Description	Text	Formatting
<b>Static</b>	If you have a continuing need for health care services, you must submit an application to your county department of social services. If you have a disability that continues after your release from the long term care facility, you may qualify for Medi-Cal benefits. Please contact your county department of social services.	Arial Font Size 10

**Note:** Formatting is for English only, Spanish and threshold will generate based on project standards for that language.

#### **2.6.2.13.2 Add Generation Logic for the CMSP LTC Reapply Message Fragment**



Generate the message fragment on the NOA when a person is a CMSP applicant and all the following is true:

1. The status of the person is 'Discontinued'.
2. There is a budget on the EDBC with the Medi-Cal Test Type of CMSP Income.
3. The person is on the CMSP Income budget.
4. The person has a Role Reason of 'Did not Reapply after LTC' on the CMSP budget.

#### **2.6.2.13.3 Add Ordering Logic for the CMSP LTC Reapply Message Fragment**

This message fragment will generate right after CMSP LTC reapply reason fragment (defined in **Section 2.5.2.21**).

#### **2.6.2.13.4 Add Regulations for the CMSP LTC Reapply Message Fragment**

Add the following regulations for the message fragment: 11-011

#### **2.6.2.14 Add the CMSP Write or Call About an Action Message Fragment**

Add the CMSP write or call about an action message fragment.

**Action Type:** Discontinuance

**Fragment Level:** Person

##### **2.6.2.14.1 Add the CMSP Write or Call About an Action Message Fragment**

The fragment will have the following verbiage:

Description	Text	Formatting
Static	<b>If there are any questions about this action, please write or telephone. We will answer your questions or make an appointment to see you in person.</b>	Arial Font Size 10, Bolded

**Note:** Formatting is for English only, Spanish and threshold will generate based on project standards for that language.

##### **2.6.2.14.2 Add Generation Logic for the CMSP LTC Reapply Message Fragment**

Generate the message fragment on the NOA when the NOA is a discontinuance NOA, the person was receiving CMSP aid, but is discontinued for reason of 'Deceased'.

##### **2.6.2.14.3 Add Ordering Logic for the CMSP Write or Call About an Action Message Fragment**

This message fragment will generate right after the CMSP death burial benefits message fragment (defined in **Section 2.6.2.4**).

#### **2.6.2.14.4 Add Regulations for the CMSP Write or Call About an Action Message Fragment**

Add the following regulations for the message fragment: 3-038

## **2.7 Add CMSP Budget Fragment**

### **2.7.1 Overview**

This section will describe the updates needed to add the CMSP budget fragment to CalSAWS. It will add the budget fragment XDP, the generation and population logic for each budget fragment.

**Program(s):** CMSP

**Languages:**

English, Spanish, Armenian, Arabic, Cambodian, Chinese\*, Farsi, Tagalog/Filipino, Hmong, Korean, Lao, Russian, Vietnamese

*\*One translation is provided to support the three Chinese threshold languages: Cantonese, Chinese and Mandarin.*

### **2.7.2 Description of Change**

#### **2.7.2.1 Add the CMSP Budget Fragment**

Add the CMSP budget fragment.

**Action Type:** Approval, Denial

**Fragment Level:** Person

##### **2.7.2.1.1 Add the CMSP Budget Fragment**

The fragment will have the following verbiage:

<b>Month:</b>	<b>{BenefitMonth}</b>
Program:	{ProgramType}
Gross Income:	{GrossIncome}
Net non exempt income:	{TotalGrossNonexemptIncome}
300% FPL*:	{ThreeHundredPercentFPL}
Eligible for the month:	{EligibleForMonth}
Maintenance need:	{MaintenanceNeed}
Excess income/monthly share-of-cost:	{ExcessSOC}

**Note:** Formatting is for English only, Spanish and threshold will generate based on project standards for that language.

#### 2.7.2.1.2 Add Generation Logic for the CMSP Budget Fragment

Generate the budget fragment when all the following is true:

1. The program is Medi-Cal.
2. The NOA type is a CMSP approval NOA.
3. The benefit month is either a retroactive month or a non-retroactive month.
4. The person is approved for a non-LTC CMSP aid code.

#### **OR**

Generate the budget fragment when all the following is true:

5. The program is Medi-Cal.
6. The NOA type is a CMSP denial NOA.
7. The benefit month is a non-retroactive month.
8. The status of the person is 'Denied'.
9. There is a budget on the EDBC with the Medi-Cal Test Type of CMSP Income.
10. The person is on the CMSP Income budget.
11. The person has a Role Reason of 'Over Income'.

#### 2.7.2.1.3 Add Population Logic for the CMSP Budget Fragment

Variable	Description	Population
<b>BenefitMonth</b>	The benefit month.	The variable will be populated with the benefit month(s). Refer to the examples below on how the variable will be populated.
<b>ProgramType</b>	The program type.	The variable will be populated with 'CMSP'.

<b>GrossIncome</b>	The gross income.	The variable will be populated with the sum of the unearned and earned income. The incomes can be on the CMSP budget.
<b>TotalGross NonexemptIncome</b>	The total gross non-exempt income.	The variable will be populated with the total gross non-exempt income. The income can be found on the CMSP budget.
<b>ThreeHundred PercentFPL</b>	The 300% FPL limit.	The variable will be populated with the 300% FPL limit. The value can be found using a lookup on the codes table.
<b>EligibleForMonth</b>	The person's eligibility for the month.	The variable will be populated with 'Yes' if the person's role on the CMSP budget is Member. If it is not, then it will be populated with 'No'.
<b>MaintenanceNeed</b>	The maintenance need.	The variable will be populated with the maintenance need. The value can be found using a lookup on the code tables.
<b>ExcessSOC</b>	The excess share of cost.	The variable will be populated with the share of cost. The share of cost can be found on the CMSP budget.

**Example #1** – The BDA is the same month as the CDM

The person has a BDA of 10/01/2019. The CDM is the same month as the BDA. The user runs the EDBC for the BDA. The person is approved for CMSP benefits. The CMSP approval NOA generates after the EDBC is run. On the approval NOA, there is only one CMSP budget. The benefit month variable will be populated with the CDM and the CED. For example, if the CED is 03/2019, the variable will say '10/2019 – 03/2019'.

**Example #2** – The CDM is the month following the BDA

The person has a BDA of 10/01/2019. The CDM is the following month (11/2019). The user runs the EDBC for the BDA. Then, the user runs the EDBC for the CDM. The person is approved for CMSP benefits. The CMSP approval NOA generates after the EDBC is run. On the approval NOA, there are two CMSP budgets. On the first CMSP budget, the benefit month variable is populated with the BDA, 10/2019. On the second CMSP budget, the benefit month variable is populated with the CDM and the CED. For example, if the CED is 03/2019, the variable will say '11/2019 – 03/2019'.

**Example #3** – The CDM is two months after the BDA

The person has a BDA of 10/01/2019. The CDM is two months after the BDA (12/2019). The user runs the EDBC for the BDA. Then, the user runs the EDBC for the second month. The user then runs the EDBC for the CDM. The person is approved for CMSP benefits. The CMSP approval NOA generates after the EDBC is run. On the approval NOA, there are three CMSP budgets. On the first CMSP budget, the benefit month variable is populated with the BDA, 10/2019. On the second CMSP budget, the benefit month variable is populated with second month. In this example, the variable will be populated with 11/2019. On the last CMSP budget, the benefit month variable will be populated with the CDM and the CED. For example, if the CED is 03/2019, the variable will say '12/2019 – 03/2019'.

**Example #4** – The benefit month is a retroactive month

The person has a BDA of 10/01/2019. The person has requested a retroactive month. The user adds a retro month for 09/2019. The user runs the EDBC for 09/2019 benefit month. The person is approved for retroactive CMSP and the CMSP retro approval NOA generates after running the EDBC. On the retro approval NOA, there is one CMSP budget. The benefit month variable is populated with the retroactive month (09/2019).

**2.7.2.1.4 Add Ordering Logic for the CMSP Budget Fragment**

The budget fragment will generate on the approval NOA right after the CMSP certification period action fragment (defined in **Section 2.4.2.2**). If there are multiple budget fragments, the budgets will follow each other sequentially, starting with the earliest benefit month.

If the NOA is a denial NOA, the budget fragment will generate on the denial NOA right after the CMSP FPL exceeded income reason fragment (defined in **Section 2.5.2.3**).

**2.7.2.1.5 Add Regulations for the CMSP Budget Fragment**

Add the following regulations for the budget fragment: 8-011; 8-012; 8-013; 8-014; 8-023; 8-045; 8-053; Article 9; 10-012

## **2.8 Add the Fragments in Threshold Languages**

### **2.8.1 Overview**

This section will describe the necessary changes to allow the generation of the CMSP NOAs in the different threshold languages. The update will require values

to be added to the code tables to turn on the language switches for all CMSP fragments.

### **2.8.2 Description of Change**

Add values to the code tables for each CMSP fragment to allow them to generate in the following languages: English, Spanish, Armenian, Arabic, Cambodian, Chinese\*, Farsi, Tagalog/Filipino, Hmong, Korean, Lao, Russian, Vietnamese.

*\*One translation is provided to support the three Chinese threshold languages: Cantonese, Chinese and Mandarin.*

## **2.9 Document Hyperlink on Distributed Documents Search Page**

### **2.9.1 Overview**

The Distributed Documents Search page displays the documents generated for the case or a resource. The user can click the document hyperlink to view the document. There is existing logic that creates the hyperlink text for NOAs. The logic will be updated to create the hyperlink text in a certain format for CMSP NOAs.

### **2.9.2 Description of Change**

Update the logic that creates the hyperlink text for NOAs to create the hyperlink text in the following format for CMSP NOAs: NOA – MC - <Action Code> - CMSP <NOA Type>.

### 3 SUPPORTING DOCUMENTS

**Note:** The examples below show how the CMSP NOAs currently generate in the C-IV system. The examples give a reference on where the action, reason, message, and budget fragments will generate on the NOA. When the functionality is migrated to CalSAWS, the CMSP NOAs will generate with the standard header and footer and follow the placement of the recipient's address.

Number	Functional Area	Description	Attachment
1	Client Correspondence	CMSP Approval Example	CMSP Approval.pdf
2	Client Correspondence	CMSP Denial Example	CMSP Denial.pdf
3	Client Correspondence	CMSP Discontinuance Example	CMSP Discontinuance.pdf
4	Client Correspondence	CMSP Retro Approval Example	CMSP Retro Approval.pdf
5	Client Correspondence	CMSP Retro Denial Example	CMSP Retro Denial.pdf
6	Client Correspondence	CMSP Retro Approval and Denial Example	CMSP Retro Approval and Denial.pdf
7	Client Correspondence	LTC CMSP Approval Example	LTC CMSP Approval.pdf
8	Client Correspondence	LTC CMSP Retro Approval Example	LTC CMSP Retro Approval.pdf
9	Client Correspondence	CMSP NOA Titles	CMSP NOA Titles.xlsx
10	Client Correspondence	CMSP Action Fragments in English, Spanish and Threshold Languages	CMSP Action Fragments.pdf
11	Client Correspondence	CMSP Reason Fragments in English, Spanish and Threshold Languages	CMSP Reason Fragments.pdf
12	Client Correspondence	CMSP Message Fragments in English, Spanish and Threshold Languages	CMSP Message Fragments.pdf
13	Client Correspondence	CMSP Budget Fragment in English, Spanish and Threshold Languages	CMSP Budget Fragments.pdf

14	Client Correspondence	CMSP Legal Section in English, Spanish and Threshold Languages	CMSP Legal Section Fragments.pdf
15	Client Correspondence	CMSP Regulation Fragment in English, Spanish and Threshold Languages	CMSP Regulation Fragments.pdf



## 4 REQUIREMENTS

### 4.1 Migration Requirements

DDID #	REQUIREMENT TEXT	Contractor Assumptions	How Requirement Met
1062	The CONTRACTOR shall add the CMSP program specific fragments as part of Migration.	<p><b>Original:</b></p> <ul style="list-style-type: none"> <li>81 CMSP NOA Fragments will be migrated. Any new CMSP NOA fragments added to the system post July of 2018 will be estimated by the CONTRACTOR and submitted to the CONSORTIUM for approval and to determine the appropriate method of funding the work.</li> <li>Refer to attachment for an inventory listing of the C-IV CMSP NOA Fragments as of July 2018.</li> </ul> <p><b>Revised:</b></p> <ul style="list-style-type: none"> <li>62 CMSP NOA Fragments will be migrated.</li> </ul>	The CMSP fragments, generation and population logic is added.
1063	The CONTRACTOR shall update existing NOAs that are specific to C-IV county programs (e.g., CMSP) to align with the existing LRS address placement on all NOAs which will appear on the right hand side.	<ul style="list-style-type: none"> <li>Counties will need to procure new envelope stock (for their offices) required to disseminate NOAs generated out of the CalSAWS printed locally.</li> <li>Counties will need to have a plan in place to maintain current envelope stock (recommended 3-month period post migration go-live) to support NOA local reprints of NOAs generated with the legacy C-IV and CalWIN address placement.</li> </ul>	The CMSP template has been modified to align the address placement with LRS
1066	The CONTRACTOR shall update the system to generate the appropriate translated NOA fragments.	<ul style="list-style-type: none"> <li>There will be a single set of NOAs. The LRS NOAs at the time of County go-live will be used by all 58 counties and accepted as is. In the event that NOA changes are requested they will be estimated by the CONTRACTOR and submitted to the CONSORTIUM for approval and to determine the appropriate method of funding the work.</li> </ul>	Added the functionality to generate the CMSP NOAs in the different threshold languages.

		<ul style="list-style-type: none"> <li>• The C-IV and CalWIN counties will accept Los Angeles County substitutes where they provide additional information to the recipient. If the substitutes include data fields that C-IV and/or CalWIN counties do not use, those fields will be blank on the NOA.</li> <li>• There are 13,963 LRS NOA fragment translations required, as of July 2018.</li> <li>• The 13 threshold languages are: <ul style="list-style-type: none"> <li>- Arabic</li> <li>- Armenian</li> <li>- Cambodian</li> <li>- Cantonese (Chinese)</li> <li>- Farsi</li> <li>- Hmong</li> <li>- Korean</li> <li>- Lao</li> <li>- Mandarin (Chinese)</li> <li>- Other Chinese Language</li> <li>- Russian</li> <li>- Tagalog/Filipino</li> <li>- Vietnamese</li> </ul> </li> </ul>	
1172	The CONTRACTOR shall migrate the value of "Failure to Enroll/Pay APTC Premiums" in the "Reason" dropdown on the Eligibility Non-Compliance Detail page when Non Payment of Premium is selected as a Type and Medi-Cal is selected as the Program.	N/A	The non-compliance reason was added with CA-207235. The CMSP NOA that generates because of the non-compliance is added as part of this change request.
1240	The CONTRACTOR shall migrate "Gets APTC" in the "Negative Action Reason" field on	<p>The following changes will also be required to facilitate the new negative action reason:</p> <ul style="list-style-type: none"> <li>- Add eligibility rules to leave the person or program pending when the person is</li> </ul>	The negative action reason was added with CA-207235. The CMSP NOA that generates

	Negative Action Detail page.	<p>Pending Eligible on the corresponding MAGI determination and running negative action with a reason of "Gets APTC (CMSP)".</p> <ul style="list-style-type: none"> <li>- Add logic for a new denial discontinuance NOA for "Gets APTC (CMSP)".</li> <li>- Add a new denial discontinuance NOA for "Gets APTC (CMSP)" based on existing C-IV NOA fragment. CalSAWS will utilize the existing C-IV functionality.</li> </ul>	because of the negative action is added as part of this change request.
--	------------------------------	---	---



California Statewide Automated Welfare System

## **Design Document**

CA-207444 | DDID 525, 2277

Update the Special Investigation pages

CalSAWS	DOCUMENT APPROVAL HISTORY	
	Prepared By	Kim Lam
	Reviewed By	Melissa Mendoza, Amy Gill

DATE	DOCUMENT VERSION	REVISION DESCRIPTION	AUTHOR
11/21/2019	1.0	Initial Document	Kim Lam
02/06/2020	2.0	Updated Section 2.1.3 with program hierarchy for cases with more than one primary applicant	Kim Lam
02/20/2020	3.0	Updated Section 2.1.3 by adding instructions for how to create subsections as detailed in mockup.	Kim Lam
03/31/2020	4.0	Updated Section 2.1.3 by adding CAPI to the program hierarchy for cases with more than one primary applicant	Kim Lam
04/27/2020	5.0	Content Revision 2 updates to Section 2.3.1 by removing a duplicate value for 66. Unreported Real Property. Update value for SS Numb.Issued>1 prior to BDay	Melissa Mendoza

## Table of Contents

1	Overview .....	4
	1.1 Current Design.....	4
	1.2 Requests.....	4
	1.3 Overview of Recommendations.....	4
	1.4 Assumptions .....	4
2	Recommendations.....	5
	2.1 Special Investigation Detail .....	5
	2.1.1 Overview .....	5
	2.1.2 Special Investigation Detail Mockup .....	6
	2.1.3 Description of Changes .....	7
	2.1.4 Page Location .....	11
	2.1.5 Security Updates.....	11
	2.1.6 Page Mapping.....	11
	2.1.7 Page Usage/Data Volume Impacts .....	11
3	Requirements.....	12
	3.1 Migration Requirements.....	12

# 1 OVERVIEW

---

This SCR will make updates to the Special Investigation Detail page and the Special Investigation Referral pages as part of the migration effort to support all 58 counties.

## 1.1 Current Design

In CalSAWS, when a case number is selected, the Special Investigation Detail page does not pre-populate the following fields for the Primary Applicant:

- Phone number
- Email address
- Physical Address
- Mailing Address

In CalSAWS, on the Special Investigation Detail page and the Special Investigation Referral page, the "Allegation" dropdown field has values (many with acronyms) that are specific to Los Angeles County.

## 1.2 Requests

1. Per DDID 525, update the values in the "Allegation" dropdown field on the Special Investigation Detail page and Special Investigation Referral page to be more generic in order to support all 58 Counties.
2. Per DDID 2277, update the fraud investigation tracking functionality to pre-populate as many investigation fields as possible with data from the case to be investigated when a new investigation is created.

## 1.3 Overview of Recommendations

1. Pre-populate fields on the Special Investigation Detail page for the Primary Applicant.
2. On both the Special Investigation Detail page and the Special Investigation Referral page, update the "Allegation" dropdown values.

## 1.4 Assumptions

N/A

## 2 RECOMMENDATIONS

---

### 2.1 Special Investigation Detail

#### 2.1.1 Overview

The Special Investigation Detail page will be updated with pre-populated fields and updated values for the “Allegation” field.



### 2.1.2 Special Investigation Detail Mockup

## Special Investigation Detail

\* - Indicates required fields

Investigation ID:	Legacy Fraud Number:	Investigation Status: *
DPA 266 Type: *		Referral ▼
- Select - ▼		Source Category:
Allegation:		- Select - ▼
Origin: *		Project Code:
- Select - ▼		- Select - ▼
Restricted Access - Internal Investigation? *		Investigation Priority:
No ▼		- Select - ▼
Case Type: *		
Internal ▼		
Case Number:	Case Name:	Language: *
Select		English ▼
Disposition Type:		Disposition Date:
- Select - ▼		- Select - ▼
Fraud Type: *		Historical Fraud Type: *
Historical ▼		- Select - ▼
Child Care Agency		
- Select - ▼		
Internal Investigation Target:		
Select		
CIN:		CDL:

---

### Suspect(s)

Individual:

Type	Name	SSN	DOB
- Select - ▼			

Resource:

Type	Name	Taxpayer ID
- Select - ▼		

---

### Contact Information

#### Physical Address

Address: \*

City: \*      State: \*      ZIP Code:

- Select - ▼

---

#### Mailing Address

Address:

City:      State:      ZIP Code:

- Select - ▼

---

#### Contact

Phone Number:      Email:

---

#### Allegation Description:

**Figure 2.1.1 – Special Investigation Detail page mockup**

### 2.1.3 Description of Changes

On the Special Investigation Detail page:

1. Rename "Address" header to "Physical Address".
  - a. Note: Special Investigation records created prior to the implementation of this SCR should have the Address section relabeled to Physical Address.
2. Pre-populate the following fields on the Special Investigation Detail page once the case number and/or Primary Applicant has been selected, if the values are available in the database.
  - a. Physical Address
    - i. The section "Physical Address" has the following fields:
      1. Address
      2. City
      3. State
      4. Zip Code
  - b. Phone Number
    - i. Check database to bring in phone number using the following hierarchy:
      1. Home
      2. Cell
      3. Main
      4. The remaining in any order.
  - c. Email Address
    - i. Create new field titled "Email"
  - d. Mailing Address
    - i. Create new subsection titled "Mailing Address" with the following fields:
      1. Address
      2. City
      3. State
      4. Zip Code

For cases with more than one Primary Applicant, use the following program hierarchy:

1. Cash Programs (CalWORKS, General Assistance, CAPI, Refugee Cash Assistance)
2. CalFresh
3. Med-Cal
4. The remaining in any order.

The prepopulated data can be edited by the user.

Note: If a case number and/or Primary Applicant is not selected then all the fields above should remain open entry fields.

On both the Special Investigation Detail and Special Investigation Referral page:

3. Update the "Allegation" dropdown field with new values below. If there does not exist a new value for the corresponding current value, then the current value remains the same.
  - a. Remove the values "HH-Other", "NEI-Other" and RE-Unreported Real Property. Note that these values will not appear in the dropdown for new records but will remain for existing records.
  - b. Re-alphabetize the updated list

Current Values		New Values
1	AU composition	
2	Address Match	
3	Attempted fraud only	
4	Child Care Stage 2	
5	Child Care Stage 3	
6	Children with near Birthday	
7	DA-False ID On One Or More Cases	False ID On One Or More Cases
8	DA-No ID On One Or More Cases	No ID On One Or More Cases
9	DA-True ID On More Than One Case	True ID On More Than One Case
10	DE-Absent Parent In The Home	Absent Parent In The Home
11	DE-Other Lack Of Deprivation	Other Lack Of Deprivation
12	DE-PWE Employed Full Time	PWE Employed Full Time
13	DE-PWE No Longer Incapacitated	PWE No Longer Incapacitated
14	DMV Matches	
15	Data Mining Referral	
16	Duplicate/Multiple Aid	
17	EB-Resides Out of LA County	Resides Out of County
18	EB-Resides Outside of State	Resides Outside of State
19	EB-Whereabouts Unknown	Whereabouts Unknown
20	EI-DPSS Employee	Social Services Employee
21	EI-Non-County Employee	Non-County Employee

Current Values		New Values
22	El-Other LA CO Employee	Other County Employee
23	Forgeries	
24	GA-1st Sanction	WTW 1st Sanction
25	GA-2nd Sanction	WTW 2nd Sanction
26	GA-3rd Sanction	WTW 3rd Sanction
27	GA-Case Study (sanction)	WTW Case Study (sanction)
28	GA-Child Care - Stage 1	WTW Child Care - Stage 1
29	Gain	WTW
30	HH-Aided Child Ineligible	Aided Child Ineligible
31	HH-Aided Child Not In Home	Aided Child Not In Home
32	HH-Aided Parent Ineligible	Aided Parent Ineligible
33	HH-Aided Parent Not In Home	Aided Parent Not In Home
34	HH-Other	[Remove]
35	HH-Other Aided Adult Ineligible	Other Aided Adult Ineligible
36	HH-Other Needy Caretaker Ineligible	Other Needy Caretaker Ineligible
37	Invalid Social Security Numbers	
38	MF-Homeless Fraud	Homeless Fraud
39	MF-Other Misuse Of Funds	Other Misuse Of Funds
40	MF-Other Unaided Illegal Alien In H	Other Unaided Illegal Alien In H
41	MF-UAM In Home, Not Contributing	UAM In Home, Not Contributing
42	MF-Unaided Child in Home/No Income	Unaided Child in Home/No Income
43	MF-Unaided Illegal Alien Parent/Home	Unaided Illegal Alien Parent/Home
44	MF-Unaided Stepparent/Home/No Contr	Unaided Stepparent/Home/No Contr
45	Misuse of funds	
46	Multiple case fraud	

Current Values		New Values
47	NEI-Child Support	Child Support
48	NEI-Disability Insurance	Disability Insurance
49	NEI-In Kind Income	In Kind Income
50	NEI-Other	[Remove]
51	NEI-RSDHI	Retirement Survivors Disability and Health Insurance
52	NEI-Room and Board	Room and Board
53	NEI-SSI/SSP	SSI/SSP
54	NEI-UIB	UIB
55	NEI-Veterans Benefits	Veterans Benefits
56	NEI-Workers Compensation	Workers Compensation
57	No deprivation	
58	OT-Deceased IHSS Provider	Deceased IHSS Provider
59	OT-Deceased IHSS Recipient	Deceased IHSS Recipient
60	OT-Not a State/County Resident	Not a State/County Resident
61	Other	
62	Provider Site Visit	
63	RE-Other Personal Property	Other Personal Property
64	RE-Unreported Liquid Assets	Unreported Liquid Assets
65	RE-Unreported Motor Vehicle	Unreported Motor Vehicle
66	RE-Unreported Real Property	[Remove]
67	Residence	
68	SS Numb.Issued>1 prior to BDay	
69	Social Security not yet Issued	
70	Transportation	
71	Unreported earnings	
72	Unreported non-earned income	
73	Unreported personal property	

Current Values		New Values
74	Unreported real property	

## 2.1.4 Page Location

### 2.1.4.1 Special Investigation Detail

- **Global:** Special Units
- **Local:** Special Investigations
- **Task:** Special Investigation Search → Add Special Investigation → Special Investigation Detail

### 2.1.4.2 Special Investigation Referral

- **Global:** Special Units
- **Local:** Special Investigation Referral

## 2.1.5 Security Updates

N/A

## 2.1.6 Page Mapping

Updated page mapping for new/modified fields on Special Investigation Detail.

## 2.1.7 Page Usage/Data Volume Impacts

N/A

## 3 REQUIREMENTS

### 3.1 Migration Requirements

DDID #	REQUIREMENT TEXT	Contractor Assumptions	How Requirement Met
525	<p><b>Original:</b></p> <p>The CONTRACTOR shall update the values in the "Allegation" dropdown field on the Special Investigation Detail page to be more generic in order to support all 58 Counties:</p> <ul style="list-style-type: none"><li>1) Data Mining Referral</li><li>2) EI-Other LA CO Employee</li><li>3) EI-DPSS Employee</li><li>4) EB-Resides Out of LA County</li><li>5) NEI-RSHDI</li></ul> <p><b>Revised:</b></p> <p>The CONTRACTOR shall update the values in the "Allegation" dropdown field on the Special Investigation Detail page and the Special Investigation Referral page to be more generic in order to support all 58 Counties.</p>	<p>The exact verbiage for the renaming of the allegation drop down values will be defined during the Migration design phase. There are no other functional areas in the system that require the "Allegation" field to be mandatory.</p>	<p>The "Allegation" dropdown field has been updated with values defined during the Migration design phase.</p>

DDID #	REQUIREMENT TEXT	Contractor Assumptions	How Requirement Met
2277	<p><b>Original:</b></p> <p>The CONTRACTOR shall update the fraud investigation tracking functionality to pre-populate as many investigation fields as possible with data from the case to be investigated when a new investigation is created.</p> <p><b>Revised:</b></p> <p>The CONTRACTOR shall update the fraud investigation tracking functionality to pre-populate the contact information fields with data from the case to be investigated when a new investigation is created.</p>	<ul style="list-style-type: none"> <li>• Data will be pulled into the Special Investigation Detail Page by selecting an existing case.</li> <li>• No more than 5 new fields will be added to the Special Investigation Detail Page.</li> </ul>	<p>The Special Investigation Detail page has been updated with new fields that pre-populate values from the database based on committee input.</p>