

CalSAWS

California Statewide Automated Welfare System

Design Document

CA-215665 & CA-215666

DDID 2314 FDS: GA GR Rules Phase 1 Online changes
(Batch 1/2/3), Batch 1 (11 Rules) - Non-Financial
Rules and corresponding NOA Reasons

CalSAWS	DOCUMENT APPROVAL HISTORY	
	Prepared By	Taylor Fitzhugh, Stephanie Hugo, Peterson Etienne
	Reviewed By	

DATE	DOCUMENT VERSION	REVISION DESCRIPTION	AUTHOR
10/28/2020	1.0	Initial Draft	Taylor Fitzhugh, Stephanie Hugo, Peterson Etienne
11/06/2020	2.0	Addressed comments from Business Analysis.	Taylor Fitzhugh, Stephanie Hugo, Peterson Etienne
11/25/2020	3.0	County approval	Taylor Fitzhugh, Stephanie Hugo, Peterson Etienne
03/02/2021	4.0	2.8 Household composition: Added additional sections: Leverage rule, Removed rules, Verification. Updated Data collection elements. Status reason names, Rule admin matrix.	Peterson Etienne
03/10/2021	5.0	2.7 EDBC Verification Logic Added additional changes to 2.7.2	Peterson Etienne
03/16/2021	6.0	Removed the rule functionality Non-cooperation mandatory program.	Peterson Etienne
3/18/2021	7.0	Added input mapping for employment status	Jennifer Chen
3/30/2021	8.0	Added input mapping	Peterson

DATE	DOCUMENT VERSION	REVISION DESCRIPTION	AUTHOR
		for Drug and Alcohol.	Etienne
4/7/2021	9.0	Updated correspondence status reasons to match EDBC reasons	Stephanie Hugo
4/21/2021	10.0	Updated the rule EDX100C005 for San Diego to N.	Peterson Etienne
5/18/2021	11.0	Added Issuance Thresholds	Deron Schab
5/18/2021	12.0	Added Rules Admin Batch	Marqui Simmons
5/18/2021	13.0	Updated section 6.3 with CalSAWS tables mapping instead of CalWIN mapping. Added assumption for testing without household composition rules.	Jennifer Chen
5/20/2021	14.0	<ol style="list-style-type: none"> 1. Updated design doc name to include both CA-215665 and CA-215666 2. Updated batch 2 to CA-228982. 3. Added the following sections: <ul style="list-style-type: none"> 2.30 Household composition 2.30.1 Fleeing Felon Functionality 2.30.2 Liens Functionality 2.30.3 QC Audit Functionality 2.30.4 Probation Functionality 	Jennifer Chen

DATE	DOCUMENT VERSION	REVISION DESCRIPTION	AUTHOR
		2.30.5 Drug Felon Functionality 2.30.6 Fraud Prevention Functionality 2.30.7 Striker Functionality 2.30.8 Voluntary Quit Functionality 2.30.9 Drug and Alcohol Functionality 2.30.10 Employment Status Functionality 2.30.11 Job Termination Functionality 4. Removed the following design: -Marital Status Functionality -Citizenship/Non-citizen status functionality -Undocumented Non-citizen Functionality -Adult Child Determination Functionality -Sponsored Non-Citizen Cert Period Functionality -Amount of GA Support Functionality -Identity Check Functionality -Included Individual Functionality	
5/20/2021	14.0	Updated Section 2.3 to include additional	Taylor Fitzhugh

DATE	DOCUMENT VERSION	REVISION DESCRIPTION	AUTHOR
		changes to the SSN section of the individual Demographics page Added Sections 2.8 – 2.27 from SCRs CA-215926 and CA-228982	
5/20/2021	14.0	Added Correspondence Section 2.29 from CA-228982	Stephanie Hugo

DRAFT

Table of Contents

1	Overview	14
1.1	Current Design.....	14
1.1	Requests.....	14
1.2	Overview of Recommendations.....	14
1.3	Assumptions.....	15
2	Recommendations.....	17
2.1	County Rule Summary Page.....	17
2.1.1	Overview	17
2.1.2	County Rule Summary Page Mockup	17
2.1.3	Description of Changes	17
2.1.4	Page Location	18
2.1.5	Security Updates.....	18
2.1.6	Page Mapping.....	19
2.1.7	Page Usage/Data Volume Impacts.....	19
2.2	County Rules Detail Page	19
2.2.1	Overview	19
2.2.2	County Rules Detail Mockup	20
2.2.3	Description of Changes	21
2.2.4	Page Location	22
2.2.5	Security Updates.....	22
2.2.6	Page Mapping.....	23
2.2.7	Page Usage/Data Volume Impacts.....	23
2.3	Individual Demographics	23
2.3.1	Overview	23
2.3.2	Individual Demographics Detail Mockup	24
2.3.3	Description of Changes	24
2.3.4	Page Location	25
2.3.5	Security Updates.....	25
2.3.6	Page Mapping.....	25
2.3.7	Page Usage/Data Volume Impacts.....	25
2.4	Citizenship Detail.....	26
2.4.1	Overview	26

2.4.2	Citizenship Detail Mockup.....	26
2.4.3	Description of Changes	27
2.4.4	Page Location	27
2.4.5	Security Updates.....	28
2.4.6	Page Mapping.....	28
2.4.7	Page Usage/Data Volume Impacts.....	28
2.5	GR Health Assessment Detail.....	28
2.5.1	Overview	28
2.5.2	GR Health Assessment Detail Mockup.....	28
2.5.3	Description of Changes	29
2.5.4	Page Location	29
2.5.5	Security Updates.....	29
2.5.6	Page Mapping.....	30
2.5.7	Page Usage/Data Volume Impacts.....	30
2.6	GA/GR Support List	30
2.6.1	Overview	30
2.6.2	GA/GR Support List Mockup.....	30
2.6.3	Description of Changes	30
2.6.4	Page Location	31
2.6.5	Security Updates.....	31
2.6.6	Page Mapping.....	32
2.6.7	Page Usage/Data Volume Impacts.....	32
2.7	GA/GR Support Detail.....	32
2.7.1	Overview	32
2.7.2	GA/GR Support Detail Mockup.....	33
2.7.3	Description of Changes	33
2.7.4	Page Location	35
2.7.5	Security Updates.....	35
2.7.6	Page Mapping.....	36
2.7.7	Page Usage/Data Volume Impacts.....	36
2.8	Case Review - Non-Cooperation	36
2.8.1	Overview	36
2.8.2	Case Review - Non-Cooperation Mockup.....	37
2.8.3	Description of Changes	37
2.8.4	Page Location	37

2.8.5	Security Updates.....	37
2.8.6	Page Mapping.....	37
2.8.7	Page Usage/Data Volume Impacts.....	37
2.9	Sponsorship Detail.....	38
2.9.1	Overview	38
2.9.2	Sponsorship Detail Mockup.....	38
2.9.3	Description of Changes	38
2.9.4	Page Location	39
2.9.5	Security Updates.....	39
2.9.6	Page Mapping.....	39
2.9.7	Page Usage/Data Volume Impacts.....	39
2.10	Employment Detail	39
2.10.1	Overview	39
2.10.2	Employment Detail Mockup	40
2.10.3	Description of Changes	40
2.10.4	Page Location	40
2.10.5	Security Updates.....	41
2.10.6	Page Mapping.....	41
2.10.7	Page Usage/Data Volume Impacts.....	41
2.11	Eligibility Non-Compliance Detail	41
2.11.1	Overview	41
2.11.2	Eligibility Non-Compliance Detail Mockup	41
2.11.3	Description of Changes	42
2.11.4	Page Location	45
2.11.5	Security Updates.....	45
2.11.6	Page Mapping.....	45
2.11.7	Page Usage/Data Volume Impacts.....	45
2.12	Customer Options Detail	45
2.12.1	Overview	45
2.12.2	Customer Options Detail Mockup	46
2.12.3	Description of Changes	46
2.12.4	Page Location	46
2.12.5	Security Updates.....	46
2.12.6	Page Mapping.....	46
2.12.7	Page Usage/Data Volume Impacts.....	46

2.13	GA/GR Document Signature Detail	47
2.13.1	Overview	47
2.13.2	GA/GR Document Signature Mockup	47
2.13.3	Description of Changes	47
2.13.4	Page Location	47
2.13.5	Security Updates	47
2.13.6	Page Mapping	47
2.13.7	Page Usage/Data Volume Impacts	47
2.14	SSN Detail	48
2.14.1	Overview	48
2.14.2	SSN Detail Mockup	48
2.14.3	Description of Changes	48
2.14.4	Page Location	48
2.14.5	Security Updates	48
2.14.6	Page Mapping	48
2.14.7	Page Usage/Data Volume Impacts	49
2.15	Residency Detail	49
2.15.1	Overview	49
2.15.2	Residency Detail Mockup	49
2.15.3	Description of Changes	50
2.15.4	Page Location	50
2.15.5	Security Updates	50
2.15.6	Page Mapping	50
2.15.7	Page Usage/Data Volume Impacts	50
2.16	SSIAP Detail	50
2.16.1	Overview	50
2.16.2	SSIAP Detail Mockup	50
2.16.3	Description of Changes	52
2.16.4	Page Location	52
2.16.5	Security Updates	53
2.16.6	Page Mapping	53
2.16.7	Page Usage/Data Volume Impacts	53
2.17	Address Detail	53
2.17.1	Overview	53
2.17.2	Address Detail Mockup	54

2.17.3	Description of Changes	54
2.17.4	Page Location	55
2.17.5	Security Updates.....	55
2.17.6	Page Mapping.....	55
2.17.7	Page Usage/Data Volume Impacts.....	55
2.18	Living Arrangement Detail	55
2.18.1	Overview	55
2.18.2	Living Arrangements Detail Mockup.....	56
2.18.3	Description of Changes	56
2.18.4	Page Location	57
2.18.5	Security Updates.....	57
2.18.6	Page Mapping.....	57
2.18.7	Page Usage/Data Volume Impacts.....	57
2.19	Work Registration Detail.....	57
2.19.1	Overview	57
2.19.2	Work Registration Detail Mockup.....	58
2.19.3	Description of Changes	58
2.19.4	Page Location	59
2.19.5	Security Updates.....	59
2.19.6	Page Mapping.....	59
2.19.7	Page Usage/Data Volume Impacts.....	59
2.20	School Attendance Detail	59
2.20.1	Overview	59
2.20.2	School Attendance Detail Mockup	60
2.20.3	Description of Changes	60
2.20.4	Page Location	61
2.20.5	Security Updates.....	61
2.20.6	Page Mapping.....	61
2.20.7	Page Usage/Data Volume Impacts.....	61
2.21	School Attendance Course Detail	61
2.21.1	Overview	61
2.21.2	School Attendance Course Detail Mockup	62
2.21.3	Description of Changes	62
2.21.4	Page Location	65
2.21.5	Security Updates.....	65

2.21.6	Page Mapping.....	65
2.21.7	Page Usage/Data Volume Impacts.....	65
2.22	School Attendance Status Detail	65
2.22.1	Overview	65
2.22.2	School Attendance Status Detail Mockup	66
2.22.3	Description of Changes	66
2.22.4	Page Location	66
2.22.5	Security Updates.....	66
2.22.6	Page Mapping.....	66
2.22.7	Page Usage/Data Volume Impacts.....	66
2.23	GR Health Assessment Detail.....	Error! Bookmark not defined.
2.23.1	Overview	Error! Bookmark not defined.
2.23.2	GR Health Assessment Detail Mockup.....	Error! Bookmark not defined.
2.23.3	Description of Changes	Error! Bookmark not defined.
2.23.4	Page Location	Error! Bookmark not defined.
2.23.5	Security Updates.....	Error! Bookmark not defined.
2.23.6	Page Mapping.....	Error! Bookmark not defined.
2.23.7	Page Usage/Data Volume Impacts.....	Error! Bookmark not defined.
2.24	Third Party Liability Detail	67
2.24.1	Overview	67
2.24.2	Third Party Liability Detail Mockup	67
2.24.3	Description of Changes	67
2.24.4	Page Location	68
2.24.5	Security Updates.....	68
2.24.6	Page Mapping.....	68
2.24.7	Page Usage/Data Volume Impacts.....	68
2.25	Return to Residence List.....	68
2.25.1	Overview	68
2.25.2	Return to Residence List Mockup.....	69
2.25.3	Description of Changes	69
2.25.4	Page Location	69
2.25.5	Security Updates.....	70
2.25.6	Page Mapping.....	70
2.25.7	Page Usage/Data Volume Impacts.....	70
2.26	Return to Residence Detail	71

2.26.1	Overview	71
2.26.2	Return to Residence Detail Mockup	71
2.26.3	Description of Changes	72
2.26.4	Page Location	74
2.26.5	Security Updates.....	74
2.26.6	Page Mapping.....	75
2.26.7	Page Usage/Data Volume Impacts.....	75
2.27	EDBC Summary Update	75
2.27.1	Overview	75
2.27.1	Description of Changes	75
2.27.2	Page Location	76
2.27.3	Security Updates.....	76
2.27.4	Page Mapping.....	76
2.27.5	Page Usage/Data Volume Impacts.....	76
2.28	EDBC Verification Logic	76
2.28.1	Overview	76
2.28.2	Description of Changes	77
2.29	Correspondence Changes.....	78
2.29.1	Overview	78
2.30	Household Composition	79
2.30.1	Fleeing Felon Functionality	79
2.30.2	Liens Functionality	86
2.30.3	QC Audit Functionality	96
2.30.4	Probation Functionality	101
2.30.5	Drug Felon Functionality	104
2.30.6	Fraud Prevention Functionality	109
2.30.7	Striker Functionality.....	115
2.30.8	Voluntary Quit Functionality.....	119
2.30.9	Drug and Alcohol Functionality.....	140
2.30.10	Employment Status Functionality	150
2.30.11	Job Terminated Functionality	157
2.31	Data Change Request to add Issuance Threshold values	188
2.31.1	Overview	188
2.31.2	Description of Change.....	188
2.31.3	Estimated Number of Records Impacted/Performance	188

2.32	Batch/Interfaces - Create Rules Admin Batch	188
2.32.1	Overview	188
2.32.2	Description of Change	188
2.32.3	Execution Frequency	189
2.32.4	Key Scheduling Dependencies	189
2.32.5	Counties Impacted	189
2.32.6	Failure Procedure/Operational Instructions	189
3	Supporting Documents	189
4	Migration Impacts	189
5	Outreach	189
6	Appendix	189
6.1	Rules Flow Diagram	189
6.2	Status Reason (CT73)	193
6.3	Reference table search (used by developers and testers)	195

DRAFT

1 OVERVIEW

This SCR will implement the household composition and Non-Financial functionality for the new CalWIN General Relief (GR) solution in CalSAWS.

1.1 Current Design

The General Assistance/General Relief (GA/GR) solution in the CalSAWS system is designed to automate the rules for the Los Angeles county's implementation as well as the automation and monitoring of their General Relief Opportunities for Work (GROW) program. Currently CalWIN manages their GR program logic by using a Rule Matrix which can be accessed by the county to allow each county administrator to customize the behavior to their specific county.

1.1 Requests

A new CalWIN GA/GR solution will be developed in CalSAWS to automate the rules and administer the program for the 18 CalWIN counties. This solution will provide the framework for the remaining 39 C-IV counties to opt into this solution in the future. This change request will automate the household composition and Non-Financial functionality for the new solution

1.2 Overview of Recommendations

1. Add all the required Data Collection elements to implement the Household and Non-Financial functionalities for the new solution.
2. Create new Admin Summary and Detail pages that can be accessed in Admin tools by the County Admin staff.
3. Create new Rules Admin Batch Job to update requested changes from the Admin Detail pages.
4. A new set of Admin detail pages, Rules, Batch and NOA triggers will be added for the below Household Composition and Non-Financial.

1. [Fleeing Felon](#)
2. [Liens](#)
3. [QC Audit](#)
4. [Probation](#)
5. [Drug Felon](#)
6. [Fraud Prevention](#)
7. [Striker](#)
8. [Voluntary Quit](#)
9. [Drug and Alcohol Treatment](#)
10. [Employment Status](#)
11. [Job Terminated](#)

1.3 Assumptions

1. The existing Los Angeles county rules will remain unchanged.
2. This SCR CA-215665 & CA-215666 is based on the WCDS approved documents.
3. The design of the rules is for each CalWIN county based on the DXC documents approved by the counties.
4. This SCR CA-215665 & CA-215666 is phase one of three which consists of 11 CalWIN rulesets for Household Composition and Non-Financial. The remaining rulesets will be designed in SCR CA-228982 and SCR CA-215926.
5. The functionality of this CA-215665 & SCR CA-215666 will be disabled until activated by the system property flag established in SCR CA 215669.
6. This SCR CA-215665 & CA-215666 will be an addition to SCR CA-228982 and will not state the additions and modification made in SCR CA-228982. Only new additions and modifications not stated in SCR CA-228982 will be stated in this design.
7. Any logic related to San Francisco explicitly called out in relevant WCDS approved use cases will be included in this design. Any, San Francisco sub program logic independent of the rule will be added in SCR CA-215677 DDID 2374 scheduled for 22.01.
8. Alerts will be handled separately outside the Rules design in a separate SCR CA-220119.
9. The following status reasons will be designed as CalWIN status codes in this SCR but will be translated in future designs:
 - a. XAS853
 - b. CAS306
 - c. CAS668
 - d. XAN005
 - e. XAN766
 - f. XAN791
 - g. X10236
 - h. X10067
 - i. X10224
 - j. X10233
 - k. X10234
 - l. X10235
10. The Compliance reason: 'Client failed to give a fingerprint and photo image' is not currently used in CalWIN but is stated in the WCDS approved document and will not be designed in this SCR.
11. EDBC will result in 0 benefit as resource will be set to PASS and income logic will be bypassed during the first phase. Income logic will be added in phase two (CA-215916, CA-215672, CA-215927). Resource and reporting logic will be added in phase 3 (CA-215917).
12. Leveraged rules are main rules from another use cases whose logic are also used in this use case. Leveraged rules in this SCR whose main use case are not designed in phase 1 cannot be tested using the admin page. Example: Institutional status use case has a leverage rule that is a main rule in Earned income use case. Since Earned income use case is not designed in phase 1, this leverage rule will not be able to be tested from the admin page.

13. EDBC summary page layout will follow current Los Angeles County GA EDBC summary. The following sections will be in the EDBC summary page, others will be added in later phases: EDBC Header, EDBC Information, Program Configuration, Reporting Configuration, Allotment, Page Mappings (PMCR) and Security (STCR). Note: Allotment will have all 0 for values, and Security will follow current Los Angeles county security framework.
14. All Data collection used in EDBC determination is effective for the benefit month.
15. For correspondences that trigger for Change action scenarios, these cannot be tested at this Phase due to the EDBC's not resulting in dollar amount approvals. These scenarios can be tested after implementation of EDBC Rules Phase 2 SCRs.
16. The term 'data selection date' is referencing the first day of the EDBC benefit month.
17. End to End testing of EDBC and Correspondence will not be possible until 22.01 release.
18. GR will use existing CalSAWS functionality that sets first day of the benefit month as data selection date. EDBC SFU and Non-financial evaluation for GR will use the data selection date to determine which data collection records will be used unless otherwise indicated.
19. All calculation for computed values will detailed in the Visio diagram.
20. 'Participation status' will be an internal flag in CalSAWS, when a participation status is set in the rule it will replace the previous set status for each individual.
21. Logic that checks or creates Sanctions cannot be tested until CA-227328 is implemented.
22. The detailed rules flow, requirement calculation, and status reason conditions will be specified in the Visio document.
23. Household composition rules cannot be tested until 21.11 with CA-228982. When testing the non-financial rules without household composition, only single adult program can be tested with positive household composition conditions such as in the home, US citizen, etc.
24. All page updates presented within the document will be available to all 58 counties at the time of implementation.
25. County-specific correspondences will not trigger for counties where the eligibility rule is turned off (see County Admin Matrix for any rule in section 2.30)

2 RECOMMENDATIONS

2.1 County Rule Summary Page

2.1.1 Overview

The County Rule Summary page will provide the user a list of rule functionalities broken down into different categories. The functionalities will lead the user to a detail page in which they can view the individual rules.

2.1.2 County Rule Summary Page Mockup

County Admin Summary

County: Sacramento	
▼ Household Composition	
Adult/Child Determination	Edit
Amount of GA Support	Edit
Citizenship/Non-Citizen Status	Edit
Included Individuals	Edit
Identity Check	Edit
Marital Status	Edit
Pregnancy Check	Edit
Sponsored Non-Citizen Cert Period	Edit
Undocumented Non-Citizen	Edit
▶ Non-Financial	
▶ Property	
▶ Income	

Figure 2.1.2.1 – County Rule Summary Page

2.1.3 Description of Changes

1. County – This field will display the county of the user.

2. Household Composition – This section will be an expandable section with the following functionalities listed beneath it. This section will be collapsed by default.
 - a. Adult/Child Determination
 - b. Amount of GA Support
 - c. Citizenship/Non-Citizen Status
 - d. Included Individuals
 - e. Identity Check
 - f. Marital Status
 - g. Pregnancy Check
 - h. Sponsored Non-Citizen Cert Period
 - i. Undocumented Non-Citizen
3. Non-Financial – This section will be an expandable section with the functionalities listed beneath it. This section will be collapsed by default. Functionalities will be defined in a future SCR.
4. Property – This section will be an expandable section with the functionalities listed beneath it. This section will be collapsed by default. Functionalities will be defined in a future SCR.
5. Income – This section will be an expandable section with the functionalities listed beneath it. This section will be collapsed by default. Functionalities will be defined in a future SCR.

2.1.4 Page Location

- **Global: Admin Tools**
- **Local: Admin**
- **Task: County Rules**

2.1.5 Security Updates

Security Rights

Security Right	Right Description	Right to Group Mapping
CountyRuleSummaryView	County Rule Summary	County Rule Summary View
CountyRuleDetailView	County Rule Summary	County Rule Detail View, County Rule Detail Edit
CountyRuleDetailEdit	County Rule Summary	County Rule Detail Edit

Security Groups

Security Group	Group Description	Group to Role Mapping
County Rule Summary View	This group has the capability to access the County Rule Summary page to view existing rule information.	See the Security Matrix for the group to role associations
County Rule Detail View	This group has the capability to access the County Rule Summary page to view existing rule information.	See the Security Matrix for the group to role associations
County Rule Detail Edit	This group has the capability to access the County Rule Summary page to view and make modifications to existing rule information.	See the Security Matrix for the group to role associations

2.1.6 Page Mapping

No page mappings are required.

2.1.7 Page Usage/Data Volume Impacts

This is a new page and will not be frequented often in a normal workflow.

2.2 County Rules Detail Page

2.2.1 Overview

The County Rules Detail page will provide the user a list of all rules contained within a specific functionality. The rules will display whether they are active or inactive for a given date.

2.2.2 County Rules Detail Mockup

County Rules Detail

[Edit](#) [Close](#)

Included Individuals

County: Sacramento **View Month:** 01/2020

Rules	Activated	Begin Month	End Month
Exclude person under 18 in the SFU.	No	01/2020	04/2020
Include individual in the armed force not on active duty in SFU. (Adult)	Yes	01/2020	
Include individual in High School/GED program in SFU (Adult)	No		
Include person under 18 applying with parent/caretaker.	Yes	01/2020	
Include legally seperated or emancipated person under 18.	Yes	01/2020	05/2020
Include married or widowed/divorced person under 18. (Adult)	No	01/2020	
Include married/emancipated/widowed/divorced person or person with domestic partner under 18. (Adult)	Yes	01/2020	
Include married or emancipated individual. (Adult)	No	01/2020	
Include married /emancipated person or person in armed force (active/unactive) under 18.	Yes	01/2020	
Exclude non-married emancipated individual.	Yes	01/2020	03/2020
Include only married individual. (Adult)	Yes	01/2020	
Exclude individual in armed forces in SFU.	Yes	01/2020	

Pending Updates

Rules	Activated	Begin Month	End Month	Updated By
No Data Found				

[Edit](#) [Close](#)

Figure 2.2.2.1 – County Rule Detail (View)

County Rules Detail

Included Individuals				
County: Sacramento	View Month: 01/2020			
Rules	Activated	Begin Month	End Month	
Exclude person under 18 in the SFU.	No	01/2020	04/2020	
Include individual in the armed force not on active duty in SFU. (Adult)	Yes	01/2020		
Include individual in High School/GED program in SFU (Adult)	No	01/2020		
Include person under 18 applying with parent/caretaker.	Yes	01/2020		
Include legally seperated or emancipated person under 18.	Yes	01/2020	05/2020	
Include married or widowed/divorced person under 18. (Adult)	No	01/2020		
Include married/emancipated/widowed/divorced person or person with domestic partner under 18. (Adult)	Yes	01/2020		
Include married or emancipated individual. (Adult)	No	01/2020		
Include married /emancipated person or person in armed force (active/unactive) under 18.	Yes	01/2020		
Exclude non-married emancipated individual.	Yes	01/2020	03/2020	
Include only married individual. (Adult)	Yes	01/2020		
Exclude individual in armed forces in SFU.	Yes	01/2020		

Pending Updates				
Rules	Activated	Begin Month	End Month	Updated By
Exclude person under 18 in the SFU.	Yes	04/2020		92
Include individual in the armed force not on active duty in SFU. (Adult)	No	05/2020		92
Include individual in High School/GED program in SFU (Adult)	>Yes	04/2020		92

Figure 2.2.2.2 – County Rule Detail (Edit)

2.2.3 Description of Changes

1. The section title will match the functionality selected to reach the detail page
2. County – The County of the logged in user.
3. View Month – The date the user is viewing the associated rules for. The calendar icon will allow the user to select the date. The date will display in MM/YYYY format. Standard Date validation for the date format will apply. The default date will be the current month.
4. View – This button will refresh the rule display information based on dates provided.
5. Rules – The list of rules associated to this functionality.

6. Activated – The indicator of whether the rule is active or not based on the view date. This field will be a Yes/No dropdown. There will be no blank value.
7. Begin Month – The date the rule was activated/deactivated. This will be a date field in MM/YYYY format. This date will always evaluate to the first day of the month selected. This field will only be editable in Create and Edit mode. The validation message, “Begin Month cannot be prior to the current month.”, will display if the user attempts to Save with a month prior to the current month.
8. End Month – The date the rule stopped being active/inactive. This will be a date field in MM/YYYY format. This date will always evaluate to the last day of the month selected. This field will only be editable in Create and Edit mode. The validation message, “End Month cannot be prior to the Begin Month.”, will display if the user attempts to Save with a month prior to the Begin Month.
9. Pending Updates – This section will display the list of changes made throughout the day that have yet to be applied by users. Changes made by a user will be pending until they are applied via an overnight batch job. The section will display the same information inserted as well as an updated by column. The updated by column will display a staff id as a link to the worker detail page of the user specified.
10. Save - This button will save update the information based on the user's input and return the user to the County Rule Summary page. This button is only visible in Edit mode.
11. Cancel - This button will return the user to the County Rule Summary page without applying any changes. This button is only visible in Edit mode.
12. Edit - This button will take the user to the County Rule Summary Page in Edit mode. This button is only visible in View mode. This button will only display if the user has the “CountyRuleDetailEdit” right
13. Close - This button will return the user to the County Rule Summary. This button is only visible in View mode.
14. Records created will be effective dated so that there is always a high-dated determination for every rule.

2.2.4 Page Location

- **Global: Admin Tools**
- **Local: Admin**
- **Task: County Rule**

2.2.5 Security Updates

Security Rights

Security Right	Right Description	Right to Group Mapping
CountyRuleDetailEdit	County Rule Summary	County Rule Detail View

Security Groups

Security Group	Group Description	Group to Role Mapping
County Rule Detail View	This group has the capability to access the County Rule Summary page to view existing rule information.	See the Security Matrix for the group to role associations
County Rule Detail Edit	This group has the capability to access the County Rule Summary page to view existing rule information.	See the Security Matrix for the group to role associations

2.2.6 Page Mapping

No page mappings are required.

2.2.7 Page Usage/Data Volume Impacts

This is a new page and will not be frequented often in a normal workflow.

2.3 Individual Demographics

2.3.1 Overview

This section will provide the data collection page changes required for Individual Demographics to store reasons for separation.

2.3.2 Individual Demographics Detail Mockup

Individual Demographics Detail

*- Indicates required fields

Save and Return

Cancel

Name
Last Name: * **First Name: *** **Middle Name/Initial:**
Maiden Name: **Suffix:**
Identity Proof Source:
Imaged Photo ID
Verified: *

SSN Status
Current Social Security Number: No SSN **Reason for no SSN:** **Application Date:**

SSN	Verification Status	Begin Date	End Date
	Pending	02/23/2016	

Figure 2.3.2.2 – Individual Demographics Detail (SSN Section Mockup)

A Number:

Sufficient Info for CIN: *

CIN: 0000000000

Marital Status:

Marital Status Reason:

Gender: *

Date of Birth:

Verified: *

Birth Country: *

Verified: *

Is this person Hispanic or Latino? *

ID/Driver License Available?

ID/Driver License:

Verified: *

Figure 2.3.2.2 – Individual Demographics Detail (Marital Status Reason Mockup)

2.3.3 Description of Changes

1. Add a new dropdown labeled "Marital Status Reason" This dropdown will only display when the "Marital Status" field has a

value of "Separated". The field will default to blank. This field will have the following options:

- a. Abused
 - b. Battered
 - c. Insanity
 - d. Irreconcilable Differences
 - e. Other
2. Add a new "Verified" dropdown field. This field will default to "Pending". This field will utilize the existing verification framework. The verification type will be "ID/ Driver's License". The dropdown will be editable in Create and Edit Modes. This field will be required.
 - a. Pending
 - b. Refused
 - c. Verified
 - d. Not Applicable
 3. Add a new "View" button next to the "Verified" Dropdown field. The "View" button will take the user to the "Verification Detail" page in View mode and will be available in all page modes.
 4. Create a "Verified" verification record with a type of "ID/ Driver's License" for all existing address records.
 5. A Date field titled "Application Date" will display when the "Reason for no SSN" field has a value of "I have applied for an SSN". The field will default to blank.
 6. Add the following Reason for no SSN options:
 - a. I am unable to apply for an SSN
 - b. I am unwilling to apply for an SSN

2.3.4 Page Location

- **Global:** Eligibility
- **Local:** Customer Information
- **Task:** Individual Demographics

2.3.5 Security Updates

No Security Updates Required.

2.3.6 Page Mapping

Add page mappings for the new field.

2.3.7 Page Usage/Data Volume Impacts

No additional page usage is expected from this update.

2.4 Citizenship Detail

2.4.1 Overview

The Citizenship Detail page is used to track the Citizenship status and documentation of the participants. This page will be updated to track the Trujillo case status of the participant.

2.4.2 Citizenship Detail Mockup

Sponsored? * Yes ▾

Verified: * Verified ▾ [View](#)

Willing to Comply by Providing Sponsor's Information * ▾

Period of Indigence

CalWORKs: <input checked="" type="checkbox"/> Indigent	Begin Date: <input type="text"/> 📅	End Date: <input type="text"/> 📅	
CalFresh: <input type="checkbox"/> Indigent	Begin Date: <input type="text"/> 📅	End Date: <input type="text"/> 📅	
CAPI: <input type="checkbox"/> Indigent	Begin Date: <input type="text"/> 📅	End Date: <input type="text"/> 📅	
General Assistance/ General Relief: <input type="checkbox"/> Indigent	Begin Date: <input type="text"/> 📅	End Date: <input type="text"/> 📅	
Sponsor abuse with substantial connection between the cruelty and the need for benefits? *	Begin Date: <input type="text"/> 📅	End Date: <input type="text"/> 📅	Verified? * No ▾

Abandoned by Sponsor:
No ▾

Figure 2.4.2.1 – Citizenship Detail (Sponsor Segment)

Does this individual have, has applied for, or plans to apply for a T-Visa, U-Visa, or VAWA Petition? *

Yes ▾

Verified: * Not Applicable ▾ [View](#)

If so, for which are you applying?

T-VISA ▾

Has this person lived in the U.S. continuously since 1996?

▾

Is the Participant an LPR or Trujillo case?

▾

Secondary Save Status:

▾

Figure 2.4.2.2 – Citizenship Detail (Bottom Segment)

2.4.3 Description of Changes

1. Add a new "NACARA" option to the Document field. When this is selected, the User's citizenship type will be "NACARA".
2. Add a new "General Assistance/General Relief" segment with the following fields:
 - a. Indigent – Checkbox field
 - b. Begin Date – Date field
 - c. End Date – Date field
3. Add a new dropdown field labeled, "Abandoned by Sponsor" to the sponsor section.
 - a. This field will be a Yes/No dropdown with a blank default value.
 - b. This field will only be editable in create and edit mode.
 - c. This field will only display when the "Sponsored?" dropdown has a value of "Yes".
4. Add a new section above the section containing the Secondary Save Status field. This section will hold the field, "Is the participant an LPR or Trujillo case?"
5. The "Is the participant an LPR or Trujillo case?" will be a Yes/No dropdown field. This field will not be required and will default to a blank option.

2.4.4 Page Location

- **Global:** Eligibility
- **Local:** Customer Information

- **Task:** Non-Financial-> Citizenship

2.4.5 Security Updates

No security updates.

2.4.6 Page Mapping

Page mappings are required for the new fields.

2.4.7 Page Usage/Data Volume Impacts

No additional page usage updates.

2.5 GR Health Assessment Detail

2.5.1 Overview

The GR Health Assessment Detail page is used to track medical conditions to determine if the participant is eligible to work. This page will be modified to provide a diagnosis field to track specific medical conditions.

2.5.2 GR Health Assessment Detail Mockup

GR Health Assessment Detail

*- Indicates required fields

Save and Return Cancel

Name: *
Doe, John 26M

Assessment Type: * Medical **Assessment Result: *** Permanent Disability

Catastrophically Ill/Disabled:
▼

Verified: * Pending **View**

Begin Date: * 05/03/2021 **End Date: *** 11/16/2021

Save and Return Cancel

Figure 2.5.2.1 – GR Health Assessment Detail Page (Create Mode)

GR Health Assessment Detail

*- Indicates required fields

Edit

Close

Name: *

Doe, John 26M

Assessment Type: *

Medical

Assessment Result: *

Permanent Disability

Comment:

Catastrophically Ill/Disabled:

Verified: *

Pending

[View](#)

Begin Date: *

05/03/2021

End Date: *

11/16/2021

Edit

Close

Figure 2.5.2.2 – GR Health Assessment Detail Page (View Mode)

2.5.3 Description of Changes

1. Add a new field labeled, "Catastrophically Ill/Disabled". This field will not be required. This field will be a Yes/No dropdown with a default value of blank. This field will only be editable in Create and Edit modes.
2. Add a new "Verified" dropdown field. This field will default to "Pending". This field will utilize the existing verification framework. The verification type will be "Disability". The dropdown will be editable in Create and Edit Modes.
 - a. Pending
 - b. Refused
 - c. Verified
 - d. Not Applicable
3. Add a new "View" button next to the "Verified" Dropdown field. The "View" button will take the user to the "Verification Detail" page in View mode and will be available in all page modes.

2.5.4 Page Location

- **Global:** Eligibility
- **Local:** Customer Information
- **Task:** GR-> GR Health Assessment

2.5.5 Security Updates

No security updates.

2.5.6 Page Mapping

Page mappings are required for the new field.

2.5.7 Page Usage/Data Volume Impacts

No additional page usage updates.

2.6 GA/GR Support List

2.6.1 Overview

The GA/GR Support List page is used to display a list of GA/GR support records tied to individuals.

2.6.2 GA/GR Support List Mockup

GA/GR Support List

*- Indicates required fields Continue

Search Results Summary Results 1 - 1 of 1

Display Name: From: To: View

	Name	Begin Date	End Date	
<input type="checkbox"/>	Doe, John 26M	01/01/2021		Edit View History

Remove Add

Complete

Continue

Figure 2.6.2.1 – GA/GR Support List Page

2.6.3 Description of Changes

1. The GA/GR Support task navigation option will appear as the last option beneath the GR task navigation sub menu.
2. Name - This dropdown will display all participants on the case that are not hidden or marked as duplicate. The default value will be "All".
3. From - The earliest date that a record of support can begin to appear in search results.

4. To - The latest date that a record of support can end to appear in search results.
5. View - This button will refresh the search results based on the filter criteria provided. The default search results will display all currently active records for eligible participants.
6. Name - The name of the participant associated with the record. The name will display in the <Last, First AgeGender> format. This field will be a hyperlink that will direct the user to the GA/GR Support Detail page in view mode when the user has the "GAGRSupportDetailView" right.
7. Begin Date - The date the support began.
8. End Date - The date the support ended.
9. Edit - This button will take the user to the GA/GR Support Detail page in Edit mode for the associated record. This button will only display when the user has the "GAGRSupportDetailEdit" right.
10. View History - This button will open the Transaction History Detail page for the associated record to view changes made to the record.
11. Remove - This button will delete all records with a checkbox selected. This button will only display when the user has the "GAGRSupportDetailRemove" right.
12. Add - This button will take the user to the GA/GR Support Detail page in Create mode. This button will only display when the user has the "GAGRSupportDetailEdit" right.
13. Continue - This button will direct the user to the Verification List page. If the Support Detail page was marked as a page required based on root questions, then if the complete checkbox has been selected, the page will be marked as complete on the to-do list.

2.6.4 Page Location

- **Global:** Eligibility
- **Local:** Customer Information
- **Task:** GR-> GA/GR Support

2.6.5 Security Updates

Security Rights:

Security Right	Right Description	Right to Group Mapping
GAGRSupportDetailEdit	GAGR Support Detail	GAGR Support Detail Edit
GAGRSupportDetailView	GAGR Support Detail	GAGR Support Detail View, GAGR Support Detail Edit

Security Right	Right Description	Right to Group Mapping
GAGRSupportListView	GAGR Support List	GAGR Support List View, GAGR Support Detail View, GAGR Support Detail Edit

Security Groups:

Security Group	Group Description	Group to Role Mapping
GAGR Support Detail Edit	This group has the capability to access the GAGR Support Detail page to view, edit, and create information.	See the Security Matrix for the group to role associations
GAGR Support Detail View	This group has the capability to access the GAGR Support Detail page to view information.	See the Security Matrix for the group to role associations
GAGR Support List View	This group has the capability to access the GAGR Support List page to view information.	See the Security Matrix for the group to role associations

2.6.6 Page Mapping

Page mappings are required for the new page.

2.6.7 Page Usage/Data Volume Impacts

No additional page usage updates.

2.7 GA/GR Support Detail

2.7.1 Overview

The GA/GR Support Detail page is used to track if a participant is receiving support from a non-sponsor.

2.7.2 GA/GR Support Detail Mockup

GA/GR Support Detail

*- Indicates required fields

Save and Return Cancel

Name: *

- Select -

Supporter Name:

What types of support do you receive?

Rent Clothes Food Other

History of Support: Living with Supporter: Non-Support Reason:

Begin Date: * End Date: *

Save and Return Cancel

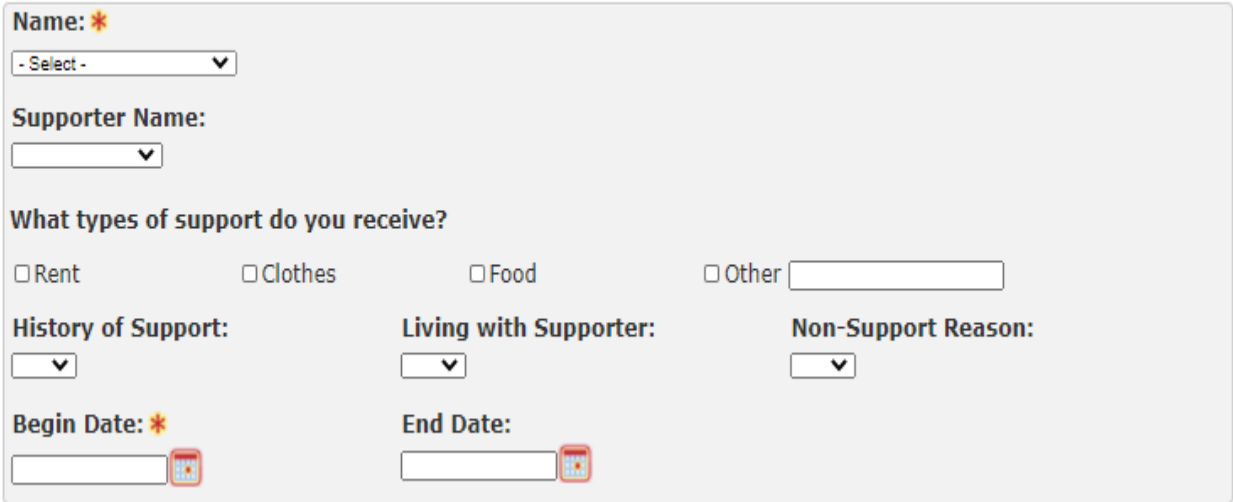
A screenshot of a web form titled "GA/GR Support Detail". The form is enclosed in a light gray border. At the top right, there are two blue buttons: "Save and Return" and "Cancel". Below the title, a red asterisk icon is followed by the text "*- Indicates required fields". The form contains several fields: "Name: *" with a dropdown menu showing "- Select -"; "Supporter Name:" with a dropdown menu; "What types of support do you receive?" with four checkboxes: "Rent", "Clothes", "Food", and "Other" (which has an adjacent text input field); "History of Support:", "Living with Supporter:", and "Non-Support Reason:" each with a dropdown menu; "Begin Date: *" and "End Date: *" each with a text input field and a calendar icon. At the bottom right, there are two more blue buttons: "Save and Return" and "Cancel".

Figure 2.7.2.1 – GA/GR Support Detail

2.7.3 Description of Changes

1. Name – This dropdown will display all GA/GR program participants on the case that are not hidden or marked as duplicate. The name will display in the <Last, First AgeGender> format. The default value will be “-Select”. This field will be required.
2. Supporter Name – This dropdown will display all GA/GR program participants on the case that are not hidden or marked as duplicate. The name will display in the <Last, First AgeGender> format. The default value will be blank.
3. What types of support do you receive? – This field will have checkboxes to allow the user to select between the following support types received.
 - a. Clothing
 - b. Food
 - c. Housing
 - d. Other – Other will also have an input field with a 30-character limit to allow the user to specify their own support types.
4. History of Support – This field will be a yes/no dropdown field. The default value will be blank.
5. Living with Supporter – This field will be a yes/no dropdown field. The default value will be blank.
6. Non-Support Reason – This field will be a dropdown with the following options. The default value will be blank.

- a. Abandonment
- b. Abuse
- c. Accepted In Home without Rent
- d. Addition to Family
- e. Car Accident
- f. Change in Landlord
- g. Change in Living Arrangements
- h. Client Failed to Provide Information
- i. Court Appearance
- j. Death
- k. Disabled
- l. Drug/Alcohol Problem
- m. Establish Paternity
- n. Expenses Increased
- o. Family
- p. Fighting
- q. Homelessness
- r. Hospitalization
- s. Illness
- t. Inappropriate Conduct
- u. Incarceration
- v. Insufficient Income
- w. Institutionalized
- x. Loss of Contact
- y. Loss of Resources
- z. Mandatory Member of Food Stamp Household
- aa. Marriage
- bb. Medical Appointment
- cc. Mental Disability
- dd. Needs still Being Met
- ee. No Good Cause for Non-Support
- ff. No Longer Able to
- gg. No Longer Able to Support Financially
- hh. No longer living with sponsor
- ii. No Longer subject to sponsor deeming
- jj. No Longer Want to
- kk. Not Legally Responsible
- ll. Other - Good Cause for Non-Support
- mm. Other - No Good Cause for Non-Support
- nn. Other Household Members No Longer Receiving CalWORKs
- oo. Other Household Members Receiving CalWORKs
- pp. Other Obligations
- qq. Out of Jail
- rr. Physical Disability
- ss. Quit Job
- tt. Refusal to Accept Employment
- uu. Refusal to Attend School
- vv. Refusal to Attend Training

- ww. Source is Receiving Cash Aid and Cannot Support
 - xx. Sponsor/Responsible Relative will Support Client in Own Home
 - yy. Sponsor/Responsible Relative Refuses to Provide Info
 - zz. Sponsor/Responsible Relative on Public Assistance
 - aaa. Sponsor/Responsible Relative Refuses to Support
 - bbb. Unemployment
 - ccc. Unsubstantiated
 - ddd. Whereabouts of Source of Support Unknown
 - eee. Whereabouts of Sponsor/Responsible Relative Unknown
7. Begin Date – The date the support began. This field will be required. The date will be stored in the MM/DD/YYYY format.
 8. End Date – The date the support ended. The date will be stored in the MM/DD/YYYY format.
 9. Edit – This button will take the user to the GA/GR Support Detail page in Edit mode for the associated record. This button will only display when the user has the "GAGRSupportDetailEdit" right. This button will only display in View Mode.
 10. Close – This button will take the user to the GA/GR Support List page. This button will only display in View mode.
 11. Cancel – This button will take the user to the GA/GR Support List page. This button will only display in Edit mode.
 12. Save and Continue – This button will take the user to the GA/GR Support List page and commit all modified information into the database. Changes saved to the database will be stored in a history table to be used with the transaction history functionality. This button will only display in Edit mode.

2.7.4 Page Location

- **Global:** Eligibility
- **Local:** Customer Information
- **Task:** GR-> GA/GR Support

2.7.5 Security Updates

Security Rights:

Security Right	Right Description	Right to Group Mapping
GAGRSupportDetailEdit	GAGR Support Detail	GAGR Support Detail Edit
GAGRSupportDetailView	GAGR Support Detail	GAGR Support Detail View, GAGR Support Detail Edit

Security Groups:

Security Group	Group Description	Group to Role Mapping
GAGR Support Detail Edit	This group has the capability to access the GAGR Support Detail page to view, edit, and create information.	See the Security Matrix for the group to role associations
GAGR Support Detail View	This group has the capability to access the GAGR Support Detail page to view information.	See the Security Matrix for the group to role associations

2.7.6 Page Mapping

Page mappings are required for the new page.

2.7.7 Page Usage/Data Volume Impacts

No additional page usage updates.

2.8 Case Review - Non-Cooperation

2.8.1 Overview

The Case Review Non-Cooperation page is used for QA Auditors to track the status of a participant's cooperation with a Quality Assurance/Quality Control Audit. This page will be updated to allow the users to declare whether good cause was deemed for the participant's non-cooperation.

2.8.2 Case Review - Non-Cooperation Mockup

Case Review - Non-Cooperation

*- Indicates required fields

Save & Reassign Save Cancel

Escalate To:

Participant Cooperating: *

Good Cause: *

Discontinuance Date:

Reinstatement Date:

Comments:

Save & Reassign Save Cancel

Figure 2.8.2.1 – Case Review - Non-Cooperation

2.8.3 Description of Changes

1. Add a 'Good Cause' dropdown field. This field will be a Yes/No dropdown field with a default value of '-Select-'. This field will be required, when visible.
2. The 'Good Cause' dropdown will only display when the 'Participant Cooperating' field is set to 'No'

2.8.4 Page Location

- **Global:** Special Units
- **Local:** Quality Review
- **Task:** Case Review

2.8.5 Security Updates

No security updates.

2.8.6 Page Mapping

Add page mappings for the new field.

2.8.7 Page Usage/Data Volume Impacts

No page usage impacts.

2.9 Sponsorship Detail

2.9.1 Overview

The Sponsorship Detail page for Individual sponsors is used to track sponsor information for individuals sponsored on a case. An additional field will be added to track whether the sponsor has signed the lien for sponsorship as well.

2.9.2 Sponsorship Detail Mockup

Sponsorship Detail

*- Indicates required fields

Save and Add Another Save and Return Cancel

Sponsor: Individual

Sponsored Non-Citizen's Name: *

- Select -
Doe, John 26M

Sponsor's Name: *

- Select -

Sponsor's Household Size: *

Total Number of Sponsored Non-Citizens: *

Did the sponsor sign an I-864? *

Date I-864 Signed:

Sponsor Lien Signed?

Are there any new dependents since the sponsor signed sponsorship documents?

Does the sponsor help with any of the following?

Rent Clothes

Food Other

Begin Date: *

End Date:

Save and Add Another Save and Return Cancel

Figure 2.9.2.1 – Sponsorship Detail

2.9.3 Description of Changes

1. Add a new 'Sponsor Lien Signed?' dropdown field. This field will be a Yes/No dropdown field with a default value of blank. This field will be editable in Create and Edit Mode.

2. Add a new 'Are there any new dependents since the sponsor signed sponsorship documents?' dropdown field. This field will be a Yes/No dropdown field with a default value of blank. This field will be editable in Create and Edit Mode.

2.9.4 Page Location

- **Global:** Eligibility
- **Local:** Customer Information
- **Task:** Non-Financial-> Sponsorship

2.9.5 Security Updates

No security updates.

2.9.6 Page Mapping

Add page mappings for the new field.

2.9.7 Page Usage/Data Volume Impacts

No page usage impacts.

2.10 Employment Detail

2.10.1 Overview

The Employment Detail page is used to track a user's employment information including their employer, hours, and employment type. This page will be modified to add an additional termination reason to specify if the user refused to start their employment at a job site.

2.10.2 Employment Detail Mockup

Job Information

Job Title: * <input type="text" value="Dev"/>	Date Hired: * <input type="text" value="10/08/2020"/>	
Countable: <input type="text" value="v"/>	Responsible Worker: <input type="text" value="v"/>	
Employment Type: <input type="text" value="v"/>	Health Insurance: <input type="text" value="v"/>	Benefit: <input type="text" value="v"/>
Job Description: <input type="text"/>		
Termination Date: <input type="text" value="10/16/2020"/>	Termination Date Entered: <input type="text" value="10/15/2020"/>	Termination Reason: * <input type="text" value="Job Refused"/>
Date of Last Pay: * <input type="text"/>		
Verified: * <input type="text" value="v"/>	<input type="button" value="View"/>	

Figure 2.10.2.1 – Employment Detail (Job Information Section)

2.10.3 Description of Changes

1. Add the following new options to the 'Termination Reason' dropdown field:
 - a. Business Closure
 - b. Discrimination
 - c. Household Emergency
 - d. Inadequate Wages
 - e. Job Refused
 - f. Labor Dispute
 - g. Language
 - h. Legal Reasons
 - i. Medical Reasons
 - j. Other
 - k. Other Good Cause
 - l. Physical/Mental Safety
 - m. Transportation

2.10.4 Page Location

- **Global:** Eligibility
- **Local:** Customer Information
- **Task:** Non-Financial-> Employment

2.10.5 Security Updates

No security updates.

2.10.6 Page Mapping

No new page mappings required

2.10.7 Page Usage/Data Volume Impacts

No page usage impacts.

2.11 Eligibility Non-Compliance Detail

2.11.1 Overview

The Eligibility Non-Compliance Detail page is used to track non-compliance reasons for the eligibility programs such as CalFresh, Medi-Cal, and General Assistance/General Relief. This page will be modified to enhance the ability to view and track additional non-compliance reasons for GA/GR programs.

2.11.2 Eligibility Non-Compliance Detail Mockup

Eligibility Non-Compliance Detail

*- Indicates required fields

Save and Add Another Save and Return Cancel

Program: General Assistance/General Relief	Determined By: User Determined
Name: * Real, Person OM	
Type: * Voluntary Quit/Striker	
Reason: * Job Quit	
Instance: 1	
Good Cause:	Non-Compliance Act:
Begin Date: *	End Date:

Save and Add Another Save and Return Cancel

Figure 2.11.2.1 – Eligibility Non-Compliance Detail (User Determined)

Eligibility Non-Compliance Detail

*- Indicates required fields

Save and Add Another

Save and Return

Cancel

Program: General Assistance/General Relief	Determined By: System Determined
Name: * Real, Person 0M	
Type: * Voluntary Quit/Striker	
Reason: * Job Quit	
Instance: 1	
Good Cause: <input type="text"/>	Non-Compliance Act: <input type="text"/>
Begin Date: * <input type="text"/>	End Date: <input type="text"/>

Save and Add Another

Save and Return

Cancel

Figure 2.11.2.2 – Eligibility Non-Compliance Detail (System Determined)

2.11.3 Description of Changes

1. Update the instance dropdown to permanently display for the General Assistance/General Relief type. Current positioning and dynamic field logic will apply when determining the location of the field. Only one instance field label will display at any given time.
2. Add a new field, "Determined By". This field will be un-editable in all page modes and will populate to a value of "User Determined" when a user creates the record or "System Determined" when the record is created by the system through an automated action. When the record is system determined, only the following fields will be editable:
 - a. Good Cause
 - b. Begin Date
 - c. End Date
3. Add a new "Good Cause" dropdown field. This field will be editable in Create and Edit Mode. This field will be located below all dynamic fields. This field will have the following values with a default value of blank.
 - a. Agency error
 - b. Circumstances beyond control
 - c. Conceived thru rape/incest
 - d. County Determined
 - e. Counseling regarding adoption
 - f. Death in the family

- g. Emotional Harm
 - h. Employment obtained
 - i. FC not best interest of child
 - j. Illness
 - k. Inadequate License
 - l. Incarceration
 - m. Individual has a disability
 - n. Lack of available appointments
 - o. Language
 - p. Legal Adoption Pending
 - q. Legal difficulties
 - r. Mandatory court appearance
 - s. Medical Appt that cannot be rescheduled
 - t. Moved out of county
 - u. Needed to Care for Verifiably Ill Immediate Family Member
 - v. No care for child or incap family member
 - w. Other
 - x. Physical Harm
 - y. Remoteness
 - z. Sexual Harassment
 - aa. Sexual Harm
 - bb. Transportation problems
 - cc. Unable to Read/Write
 - dd. Wage Below Minimum Wage
 - ee. Worksite Unsafe
 - ff. Would interrupt high school or GED study
 - gg. Would interrupt training increasing employability
4. Add a dropdown labeled 'Non-Compliance Act'. This dropdown will default to blank and will have the following values in Alphabetical order.
- a. Negligence
 - b. Willful
5. Add the following Type and Reason options based on the associated type. Note that some types listed below already exist for the corresponding program and only need reasons added. Existing order methods will apply for the Type and Reason dropdowns:
- a. Type: Audit
 - i. Refused to Cooperate
 - b. Type: CAPI
 - i.No CAPI Application
 - c. Type: Employment
 - i. Job Termination or Job Refusal
 - d. Type: Employment Services
 - i. GRWP
 - ii. Failure to Meet Requirements
 - e. Type: Failure to Attend
 - i. Comprehensive Assessment
 - ii. Disability Case management Appointment
 - iii. Drug Treatment

- iv. Drug Treatment Outside of County Residence
- v. Evaluation
- vi. Medical Consultant Appointment
- vii. Multilingual Assessment
- viii. Orientation
- ix. Substance Abuse Treatment
- f. Type: Failure to Provide
 - i. Choice of Representation Form
 - ii. Earnings
 - iii. False Information Provided
 - iv. Interest Income/Property
 - v. Lawsuit Information
 - vi. Lawyer Release
 - vii. Medical Assessment/Questionnaire
 - viii. Medical Report
 - ix. Notice of Appeal Filed
 - x. Real/Personal Property
 - xi. Release of Information
 - xii. Requested Information
 - xiii. SSI/SSP Status
 - xiv. Timely Information
- g. Type: Fiscal
 - i. Check Cashed After Replacement Issued
 - ii. Out of County EBT Transaction
- h. Type: IPV/Fraud
 - i. Fraud Conviction
 - ii. Fraud Prevention
 - iii. Non-Cooperation
- i. Type: Living Arrangement
 - i. Housing Claimed while Sheltered
- j. Type: Medical
 - i. Medical Evaluation
- k. Type: Participant
 - i. Participant Requested
- l. Type: Procedural Requirement
 - i. CalWORKs Eligible Minor
 - ii. Failed Reinstatement Appointment
 - iii. Failed to Complete Orientation
 - iv. Failed to Comply with Work Audit
 - v. Failed to Cooperate with Child Support
 - vi. Failed to Maintain DHS Housing
 - vii. Failed to Register EDD
 - viii. Failure to Comply with SSI
 - ix. Failure to Comply with Veteran's Benefit Requirements
 - x. Failure to Contact TLCS
 - xi. Failure to Cooperate with Disability Management Services Program
 - xii. Failure to Cooperate with SETA refugee Program
 - xiii. Failure to file Administrative Appeal for SSI/SSP

- xiv. Failure to request SSI/SSP Denial Hearing
 - xv. Found on SFIS
 - xvi. SSN
 - m. Quality Control
 - i. Refused to Cooperate
 - n. SSI/SSP
 - i. Failed to Cooperate with IAP Advocate
 - ii. Failed to Cooperate with SSI Advocate
 - iii. Failed to Cooperate with SSA Office/ Agency
 - iv. SSI Process
 - o. Voluntary Quit/Striker
 - i. Job Quit more than 45 days ago
6. Update the Date Convicted field to display when the following conditions are met. All existing field-specific validations will apply:
- a. Type: Felony/Violation
 - b. Reason Fleeing Felon
 - c. Program: General Assistance/General Relief

2.11.4 Page Location

- **Global:** Eligibility
- **Local:** Customer Information
- **Task:** Non-Financial-> Non-Compliance

2.11.5 Security Updates

No security updates.

2.11.6 Page Mapping

Add page mappings for the new fields.

2.11.7 Page Usage/Data Volume Impacts

No page usage impacts.

2.12 Customer Options Detail

2.12.1 Overview

The Customer Options Detail page is used to allow unique options to be related to a participant. This page will be updated to add additional option required for rules.

2.12.2 Customer Options Detail Mockup



Customer Options Detail

*- Indicates required fields

Save and Add Another Save and Return Cancel

Name: *
Doe, John 26M

Type: *
County Application Assistance Program Participant

Begin Date: * 10/01/2020  **End Date:** 

Save and Add Another Save and Return Cancel

Figure 2.12.2.1 – Customer Options Detail

2.12.3 Description of Changes

1. Add the following options to the Type dropdown. This option will follow the existing sorting method of the dropdown.
 - a. County Application Assistance Program Participant
 - b. SBR Director's Exception

2.12.4 Page Location

- **Global:** Eligibility
- **Local:** Customer Information
- **Task:** Non-Financial-> Customer Options

2.12.5 Security Updates

No security updates.

2.12.6 Page Mapping

Add page mappings for the new fields.

2.12.7 Page Usage/Data Volume Impacts

No page usage impacts.

2.13 GA/GR Document Signature Detail

2.13.1 Overview

The GA/GR Document Signature page is used to track the date that particular document types were signed. This page will be updated to include additional documents.

2.13.2 GA/GR Document Signature Mockup

GA/GR Document Signature Detail

* - Indicates required fields

Save and Return Cancel

Document Signature Details *

Type	Signed	Sign Date	Effective Date	
GA-241	Yes	04/01/2021	04/01/2021	Add

Save and Return Cancel

Figure 2.13.2.1 – GA/GR Document Signature Detail

2.13.3 Description of Changes

1. Add the following options to the Type dropdowns:
 - a. GA-241
 - b. GA-243
 - c. SC-20

2.13.4 Page Location

- **Global:** Eligibility
- **Local:** Customer Information
- **Task:** GR->Document Signature

2.13.5 Security Updates

No security updates.

2.13.6 Page Mapping

No page mapping impacts.

2.13.7 Page Usage/Data Volume Impacts

No page usage impacts.

2.14 SSN Detail

2.14.1 Overview

The "SSN Detail" page is used to add and modify a Social Security Number for an individual. This page will be updated to display a new field labeled "Attempted to Obtain" when the SSN Number field is blank.

2.14.2 SSN Detail Mockup

SSN Detail

*- Indicates required fields

Save and Return Cancel

SSN Number:	Verified: *	Attempted to Obtain:
<input type="text"/>	Verified <input type="button" value="View"/>	Yes <input type="button" value="v"/>
Begin Date: *	End Date:	
09/18/2015 <input type="button" value="c"/>	<input type="text"/> <input type="button" value="c"/>	

Save and Return Cancel

Figure 2.14.2.1 – SSN Detail Mockup

2.14.3 Description of Changes

Add a new Yes/No dropdown labeled "Attempted to Obtain". This field will only display while the SSN Number field is blank. The field will default to blank.

2.14.4 Page Location

- **Global:** Eligibility
- **Local:** Customer Information
- **Task:** Individual Demographics

2.14.5 Security Updates

No Security Updates.

2.14.6 Page Mapping

Add page mapping for the New Field.

2.14.7 Page Usage/Data Volume Impacts

No page usage impacts.

2.15 Residency Detail

2.15.1 Overview

The Residency Detail page is used to track the participant's residency information within a given county. This page will be updated to allow the users to track the participant's right and ability to reside.

2.15.2 Residency Detail Mockup

Residency Detail

*- Indicates required fields

Save and Return Cancel

Change Reason

New Change Reason: * Reported on PR/RE	New Reported Date: * 04/05/2021
Change Reason:	Reported Date:

Name: *

Doe, John 26M

CA Resident: * Yes	Migrant Seasonal Farm Worker? * No
Begin Date: * 09/18/2015	End Date:
Verified: * Verified View	

General Relief

County Arrival Date: <input type="text"/> <input type="checkbox"/> Intent to Reside	County Departure Date: <input type="text"/>
County of Residence: Los Angeles	Right and Ability to Reside: Yes

Save and Return Cancel

Figure 2.15.2.1 – Residency Detail Mockup

2.15.3 Description of Changes

1. Add a new Yes/No dropdown labelled "Right and Ability to Reside". This field will default to blank. This field will only be editable in Create and Edit modes.

2.15.4 Page Location

- **Global:** Eligibility
- **Local:** Customer Information
- **Task:** Residency

2.15.5 Security Updates

No Security Updates Required.

2.15.6 Page Mapping

Page mapping updates are required.

2.15.7 Page Usage/Data Volume Impacts

No additional page usage is expected from this update.

2.16 SSIAP Detail

2.16.1 Overview

The SSIAP Detail page is used to track SSI Advocacy and Hearing information and statuses. This page will be updated to accommodate additional fields to support the new GA/GR rulesets.

2.16.2 SSIAP Detail Mockup



SSIAP Detail

*- Indicates required fields

Save


Cancel

Name of SSIAP Client: *

Begin Date: *  End Date: 

General Information


Advocate File No: * SSI Type: *

Referred to Advocate Date: *  Disability Type: *

SSI Level:

Refused SSIAP Services: *

Other/Self Representative:

Screened for Advocacy Services Date: 


SSI Advocate Participation:

IAP Advocate:

SSI Application Initiated:

Disposed:


Disposed Reason: *

Disposal Date: * 

Participant has their Own Lawyer:

Cooperated within the Time Limit:

Follow-Up:


Follow-Up Date: 


Doctor's Recommendation:

Verified: *

Figure 2.16.2.1 – SSIAP Detail (General Information Section)

Application

Application Signed Date: 

Status / Decision: * Decision Date: * 

Title II Decision:

Application Reapplied: SSI Application Result:

Figure 2.16.2.2 – SSIAP Detail (Application Section)

2.16.3 Description of Changes

1. Add a new Yes/No dropdown labeled "Doctor's Recommendation". The field will default to blank. This field will only be editable in Create and Edit modes.
2. Add a new Yes/No dropdown labeled "Follow Up". The field will default to blank. This field will only be editable in Create and Edit modes.
3. Add a new Date field labeled "Follow Up Date". The field will default to blank. The Date will be in the DD/MM/YYYY format. This field will only be editable in Create and Edit modes.
4. Add a new Yes/No dropdown labeled "Application Reapplied". The field will default to blank. This field will only be editable in Create and Edit modes.
5. Add a new Yes/No dropdown labeled "SSI Advocate Participation". The field will default to blank. This field will only be editable in Create and Edit modes.
6. Add a new Yes/No dropdown labeled "IAP Advocate". The field will default to blank. This field will only be editable in Create and Edit modes.
7. Add a new Yes/No dropdown labeled "Participant has their Own Lawyer". The field will default to blank. This field will only be editable in Create and Edit modes.
8. Add a new Yes/No dropdown labeled "Cooperated within the Time Limit". The field will default to blank. This field will only be editable in Create and Edit modes.
9. Add a new dropdown labeled "SSI Application Result" with the following options. The field will default to blank. This field will only be editable in Create and Edit modes.
 - a. Approved
 - b. Rejected
 - c. Pending
10. Add a new "Verified" dropdown field. This field will default to "Pending". This field will utilize the existing verification framework. The verification type will be "SSIAP". The dropdown will be editable in Create and Edit Modes. This field will be required.
 - a. Pending
 - b. Refused
 - c. Verified
 - d. Not Applicable
11. Add a new "View" button next to the "Verified" Dropdown field. The "View" button will take the user to the "Verification Detail" page in View mode and will be available in all page modes.

2.16.4 Page Location

- **Global:** Eligibility
- **Local:** Customer Information

- **Task:** Non-Financial->SSIAP

2.16.5 Security Updates

No Security Updates Required.

2.16.6 Page Mapping

No new page mappings are required.

2.16.7 Page Usage/Data Volume Impacts

No additional page usage is expected from this update.

2.17 Address Detail

2.17.1 Overview

The "Address Detail" page is used to track a participant's home and mailing address. This page will be updated to track whether an Address is Long Term.

DRAFT

2.17.2 Address Detail Mockup

Address Detail

*- Indicates required fields

Save and Add Another Save and Return Cancel

Address Information

Address Applies To: *

- Select -
Doe, John 28M

Use Office Address

Begin Date: * **End Date:**

Address Type(s): *

- Select -
Mailing
Physical

Address Line 1: *

Address Line 2:

City: * **State: *** CA **ZIP Code: ***

Country: * United States

Verified: * Pending [View](#)

Save and Add Another Save and Return Cancel

Figure 2.17.2.1 – Address Detail Mockup

2.17.3 Description of Changes

1. Add a new "Verified" dropdown field. This field will default to "Pending". This field will utilize the existing verification framework. The verification type will be "Living Address". The dropdown will be editable in Create and Edit Modes. This field will be required.
 - a. Pending
 - b. Refused
 - c. Verified
 - d. Not Applicable
2. Add a new "View" button next to the "Verified" Dropdown field. The "View" button will take the user to the "Verification Detail" page in View mode and will be available in all page modes.

2.17.4 Page Location

- **Global:** Eligibility
- **Local:** Customer Information
- **Task:** Contact

2.17.5 Security Updates

No Security Updates.

2.17.6 Page Mapping

Add page mapping for the New Fields.

2.17.7 Page Usage/Data Volume Impacts

No page usage impacts.

2.18 Living Arrangement Detail

2.18.1 Overview

The "Living Arrangement Detail" page is used to track the living situation for people living in facilities outside of standard housing situations. This page will be updated to track additional information related to the user's housing circumstances.

2.18.2 Living Arrangements Detail Mockup

Living Arrangements Detail

*- Indicates required fields

Save and Return

Cancel

Change Reason

New Change Reason: * Intake	New Reported Date: * 08/05/2019
Change Reason: Intake	Reported Date: 11/20/2019

Name: * Doe, John 26M **Living Arrangement Type: *** Homeless

Name of Location (Institution, Center, Shelter, Facility, etc.):

ASP Needs Met: **Food Needs Met:** **Household Needs Met:**

Facility Rate Letter Provided:

Verified: * Verified **View**

Arrival Date: * 11/20/2019 **Departure Date:** **Expected Date of Release:**

Save and Return Cancel

Figure 2.18.2.1 – Living Arrangements Detail Mockup

2.18.3 Description of Changes

1. Add the following Living Arrangement Type options:
 - a. Maternity Home
 - b. Medical Institution
 - c. Mission
 - d. Special Program Housing
2. Add a new Yes/No dropdown labeled "ASP Needs Met". The field will default to blank. This field will only be Editable in Create and Edit modes.
3. Add a new Yes/No dropdown labeled "Food Needs Met". The field will default to blank. This field will only be Editable in Create and Edit modes.
4. Add a new Yes/No dropdown labeled "Household Needs Met". The field will default to blank. This field will only be Editable in Create and Edit modes.

5. Add a new Yes/No dropdown labeled "Facility Rate Letter Provided". The field will default to blank. This field will only be Editable in Create and Edit modes.
6. Add a new "Verified" dropdown field. This field will default to "Pending". This field will utilize the existing verification framework. The verification type will be "Living Arrangement". The dropdown will be editable in Create and Edit Modes. This field will be required.
 - a. Pending
 - b. Refused
 - c. Verified
 - d. Not Applicable
7. Add a new "View" button next to the "Verified" Dropdown field. The "View" button will take the user to the "Verification Detail" page in View mode and will be available in all page modes.

2.18.4 Page Location

- **Global:** Eligibility
- **Local:** Customer Information
- **Task:** Living Arrgmt

2.18.5 Security Updates

No Security Updates.

2.18.6 Page Mapping

Add page mapping for the New Fields.

2.18.7 Page Usage/Data Volume Impacts

No page usage impacts.

2.19 Work Registration Detail

2.19.1 Overview

The "Work Registration Detail" page is used to track the employability status for the GROW program. This page will be enhanced to represent all General Assistance Employment Service programs.

2.19.2 Work Registration Detail Mockup

Work Registration Detail

*- Indicates required fields

Save and Add Another Save and Return Cancel

Name: * Doe, John 26M **Type: *** GA/GR ES

Status: * Employable **Status Reason: *** - Select -

Status Reason Type: * No

Volunteer: * No

Available to work between 8am and 5pm: No

Verified: No [View](#)

Begin Date: * **End Date:** **Expected End Date:**

Save and Add Another Save and Return Cancel

Figure 2.19.2.1 – Work Registration Detail Mockup

2.19.3 Description of Changes

1. Add a new option, "GA/GR ES" under the "Type" dropdown to represent all employment services for General Assistance/General Relief aside from the GROW program. This option will be available to select from the Type dropdown when adding a new Work Registration record.
2. Update the Status Dropdown to display the following options when the "Type" is "GA/GR ES":
 - a. Employable
 - b. Unemployable
 - c. Conditionally Employable
3. Add a new Yes/No dropdown labeled "Available to work between 8am and 5pm". The field will default to blank. This field will be editable in Create and Edit modes.
4. Add a new "Verified" dropdown field. This field will default to "Pending". This field will utilize the existing verification framework. The verification type will be "Work Registration". The dropdown will be editable in Create and Edit Modes. This field will be required.
 - a. Pending
 - b. Refused
 - c. Verified
 - d. Not Applicable

5. Add a new "View" button next to the "Verified" Dropdown field. The "View" button will take the user to the "Verification Detail" page in View mode and will be available in all page modes.

2.19.4 Page Location

- **Global:** Eligibility
- **Local:** Customer Information
- **Task:** Work Regist.

2.19.5 Security Updates

No Security Updates.

2.19.6 Page Mapping

Add page mapping for the New Fields.

2.19.7 Page Usage/Data Volume Impacts



No page usage impacts.

2.20 School Attendance Detail

2.20.1 Overview

The "School Attendance Detail" page is used to track the Information of a student. This page will be modified to track course information and add additional School types.

2.20.2 School Attendance Detail Mockup

Display
From:  To:  [View](#)

Attendance Status					
<input type="checkbox"/>	Status	Date Reported	Status Begin Date	Status End Date	
<input type="checkbox"/>	Attending_Full Time		11/01/2020		Edit

[Remove](#)

Course Details				
<input type="checkbox"/>	Course	Begin Date	End Date	
<input type="checkbox"/>	Health Science	07/23/2021		Edit

[Remove](#) [Add](#)

[Save and Add Another](#) [Save and Return](#) [Cancel](#)

Figure 2.20.2.1 – School Attendance Detail Mockup (Bottom Section)

2.20.3 Description of Changes

1. Add the following School Attendance Type options:
 - a. ESL
 - b. Health Rehabilitation
 - c. Home School
 - d. Library
 - e. Prescribed by Doctor
2. Add a new "Course Details" Section. This section will have a table to display a list of the courses associated with the school attendance detail record with the following fields:
 - a. Checkbox – This check box will be used to select records for removal.
 - b. Course – This field will be a hyperlink to the "School Attendance Course Detail" page. This link will take the user to the detail page in view mode.
 - c. Begin Date- The Begin Date of the Course in MM/DD/YYYY format.
 - d. End Date – The End date of the course in MM/DD/YYYY format.
 - e. Edit – This button will allow the user to navigate to the School Attendance Course Detail page in Edit mode for the given record. This button will only appear if the user has the "School

Attendance Detail Edit" right. This button will display in all page modes.

3. Add the Remove button for the Course Details Section. This button will only display in create and edit mode. This button will remove all selected courses. This button will only display if the user has the right, "SchoolAttendanceCourseRemove".
4. Add the Add button for the Course Details Section. This button will only display in Create and Edit modes. This button will lead the user to the School Attendance Course Detail page in Create mode.

2.20.4 Page Location

- **Global:** Eligibility
- **Local:** Customer Information
- **Task:** School Attend

2.20.5 Security Updates

Security Rights

Security Right	Right Description	Right to Group Mapping
SchoolAttendanceCourseRemove	County Admin Summary	Information Remove

2.20.6 Page Mapping

Add page mapping for the New Fields.

2.20.7 Page Usage/Data Volume Impacts

No page usage impacts.

2.21 School Attendance Course Detail

2.21.1 Overview

The "School Attendance Course Detail" page will be used to track the course information of a student.

2.21.2 School Attendance Course Detail Mockup

School Attendance Course Detail

*- Indicates required fields

Save and Return Cancel

Name:
Doe, John 26M

School Name: School **School Attendance Type:** Library

Course Type:* Health Science **Approved/Recommended:** Yes

Begin Date:* 02/01/2021 **End Date:** **Expected End Date:**

Save and Return Cancel

Figure 2.21.2.1 – School Attendance Course Detail Mockup (Create/Edit Mode)

School Attendance Course Detail

*- Indicates required fields

Edit Close

Name:
Doe, John 26M

School Name: School **School Attendance Type:** Library

Course Type:* Health Science **Approved/Recommended:** Yes

Begin Date:* 02/01/2021 **End Date:** **Expected End Date:**

Edit Close

Figure 2.21.2.2 – School Attendance Course Detail Mockup (View Mode)

2.21.3 Description of Changes

1. Name – This field will display the name of the participant selected on the School Attendance Detail page. This field will be uneditable.
2. School – The name of the school selected on the School Attendance Detail page. This field will be uneditable.
3. School Type – The name of the School Attendance Type selected on the School Attendance Detail page. This field will be uneditable.
4. Course Type – This field will be a dropdown in Create and Edit modes. The default value will be “- Select -”. This field will be required. This field will have the following options:
 - a. Accounting
 - b. Anthropology
 - c. Architecture

- d. Art
e. Astronomy
f. Automotive Technology
g. Aviation
h. Biology
i. Business
j. Carpentry
k. Chemistry
l. Communications
m. Computer Information Science
n. Construction
o. Cosmetology
p. Criminal Justice
q. Dental Assistant
r. Design Technology
s. Driver (Truck, Van, Bus, etc)
t. Early Childhood Education
u. Economics
v. Electronics Technology
w. Engineering
x. English
y. Family & Consumer Science
z. Fashion
aa. Fire Technology
bb. Funeral Service Education
cc. Geography
dd. Geology
ee. Gerontology
ff. Hazardous Materials
gg. Health Education
hh. Health Science
ii. History
jj. Home Economics
kk. Horticulture
ll. Hospitality Management
mm. Human Career Development
nn. Human Resources
oo. Human Services
pp. Humanities
qq. Interdisciplinary Studies
rr. Interior Design
ss. Janitorial
tt. Journalism
uu. Language
vv. Legal Assisting
ww. Library
xx. Management
yy. Marketing

zz. Mathematics
aaa. Medical
bbb. Music
ccc. Natural Resources
ddd. Nursing
eee. Nutrition and Foods
fff. Paralegal
ggg. Paramedic
hhh. Philosophy
iii. Photography
jjj. Physical Education
kkk. Physical Science
lll. Physics
mmm. Political Science
nnn. Psychology
ooo. Real Estate
ppp. Recreation
qqq. Respiratory Care
rrr. Social Science
sss. Sociology
ttt. Speech
uuu. Statistics
vvv. Student Government
www. Theatre Arts
xxx. Veterinarian
yyy. Welding Technology

5. Approved/Recommended – This field will be a yes/no dropdown editable in Create and Edit modes only. This field will default to blank.
6. Begin Date – The Date the Course began. This field will be editable in Create and Edit modes only. This field will default to blank. This field will display in MM/DD/YYYY format.
7. End Date – The Date the Course ends. This field will be editable in Create and Edit modes only. This field will default to blank. This field will display in MM/DD/YYYY format.
8. Expected End Date – The Date the Course is expected to end. This field will be editable in Create and Edit modes only. This field will default to blank. This field will display in MM/DD/YYYY format.
9. Edit – This button will take the user to the School Attendance Course Detail page in Edit mode. This button will only display in View mode and only if the user has the "SchoolAttendanceDetailEdit" right.
10. Save And Return - This button will save the record and return the user to the School Attendance Detail page in the page mode it was in previously. This button will only display in Edit mode.
11. Course information saved will display on the Transaction History Detail page in relation to the parent School Attendance record under a section labeled, "School Attendance Course Detail" using the existing Transaction History Framework

2.21.4 Page Location

- **Global:** Eligibility
- **Local:** Customer Information
- **Task:** School Attend

2.21.5 Security Updates

No Security Updates.

2.21.6 Page Mapping

Add page mapping for the New Fields.

2.21.7 Page Usage/Data Volume Impacts

No page usage impacts.

2.22 School Attendance Status Detail

2.22.1 Overview

The "School Attendance Status Detail" page will be used to track the student's school attendance. An additional status of "Dropped Out" will be added.

2.22.2 School Attendance Status Detail Mockup

School Attendance Status Detail

*- Indicates required fields

Save and Return

Cancel

Change Reason

New Change Reason: *

Intake

New Reported Date: *

04/05/2021

Name:

Doe, John 26M

School Name:

School

School Attendance Type:

High School

Attendance Status: *

Dropped Out

Attendance Status Reason *

Good Cause

Good Cause Reason:

Verified: *

Verified

View

Date Reported:

04/01/2021

Status Begin Date: *

04/01/2021

Status End Date:

Save and Return

Cancel

Figure 2.22.2.1 – School Attendance Status Detail Mockup

2.22.3 Description of Changes

1. Add the "Dropped Out" option to the Attendance Status dropdown.

2.22.4 Page Location

- **Global:** Eligibility
- **Local:** Customer Information
- **Task:** School Attend

2.22.5 Security Updates

No Security Updates.

2.22.6 Page Mapping

Add page mapping for the New Fields.

2.22.7 Page Usage/Data Volume Impacts

No page usage impacts.

2.23 Third Party Liability Detail

2.23.1 Overview

The "Third Party Liability Detail" page is used to store information regarding the participant's compensation request related to injuries received. This page will be updated to add fields to indicate the appropriate forms have been signed.

2.23.2 Third Party Liability Detail Mockup

Third Party Liability Detail

*- Indicates required fields

Save and Return Cancel

Person Injured: * Real, Person OM	Date injury occurred: * 04/05/2021	Do you intend to file a lawsuit or claim for your injury? No
Have you received a payment or settlement for your injury? Yes	Have you received or been granted restitution for your injury? Yes	Is this injury work related? * Yes
Settlement Receive Date: [Date Picker]	Restitution Receive Date: [Date Picker]	
Claim Adjuster: [Text Field]	Claim Policy Number: [Text Field]	
Lien Signed: Yes	Lawyer Release Signed: Yes	

Work Related Injuries

Name of Employer at Time of Injury: [Text Field]	Workers Compensation Case Number: [Text Field]		
Accident/Injury Type: [Dropdown]			
Address Line 1: [Text Field]			
Address Line 2: [Text Field]			
City: [Text Field]	State: [Dropdown]	Zip: [Text Field]	Telephone: [Text Field]

Figure 2.24.2.1 – Third Party Liability Detail Mockup

2.23.3 Description of Changes

1. Add a new Yes/No dropdown labeled "Lien Signed". The field will default to blank. This field will only be Editable in Create and Edit modes.

2. Add a new Yes/No dropdown labeled "Lawyer Release Signed". The field will default to blank. This field will only be Editable in Create and Edit modes.
3. Add the option, "Other Possible Settlement" to the Accident/Injury Type dropdown under the Work Related Injuries section.

2.23.4 Page Location

- **Global:** Eligibility
- **Local:** Customer Information
- **Task:** Financial -> Third Party Liability

2.23.5 Security Updates

No Security Updates.

2.23.6 Page Mapping

Add page mapping for the New Fields.

2.23.7 Page Usage/Data Volume Impacts

No page usage impacts.

2.24 Return to Residence List

2.24.1 Overview

The "Return to Residence List" page is used to display a list of residents returning to out of state locations.

2.24.2 Return to Residence List Mockup

Return to Residence List

Search Results Summary			Results 1 - 1 of 1
Display From:			To:
Name	Begin Date	End Date	
<input type="checkbox"/> Doe, John 26M	09/18/2015		View Add Edit View History
Remove			Add

Figure 2.25.2.1 – Return to Residence List Mockup

2.24.3 Description of Changes

1. Display From – The earliest effective date for a record.
2. To – The latest end date of a record.
3. View – This button will reload the search results based on the dates provided.
4. Checkbox – The checkboxes will be used to select records for removal.
5. Name – The name of the participant. This field will be a hyperlink to the Return to Residence Detail page in View mode for the associated record when the user has the "ReturnToResidenceDetailView" right.
6. Begin Date – The begin date of the record.
7. End Date – The end date of the record.
8. Edit – This button will navigate to the Return to Residence Detail page in Edit mode for the associated record when the user has the "ReturnToResidenceDetailEdit" right.
9. View History – This button will open the Transaction History popup to display the historical changes for the given record when the user has the "ReturnToResidenceDetailView" right.
10. Add – This button will navigate to the Return to Residence Detail page in Create mode for the associated record when the user has the "ReturnToResidenceDetailEdit" right.
11. Remove – This button will delete all selected records. This button will only display when the user has the "ReturnToResidenceDetailRemove" right.

2.24.4 Page Location

- **Global:** Case Info
- **Local:** Customer Information
- **Task:** GR -> Return to Residence

2.24.5 Security Updates

Security Rights:

Security Right	Right Description	Right to Group Mapping
ReturnToResidenceDetailView	The right to view Return to Residence records	Return to Residence View, Return to Residence Edit
ReturnToResidenceEdit	The right to create and Edit Return to Residence records	Return to Residence Edit
ReturnToResidenceRemove	The right to remove existing Return to Residence records	Return to Residence Remove

Security Groups:

Security Group	Group Description	Group to Role Mapping
Return to Residence View	This group has the capability to view Return to Residence records	See the Security Matrix for the group to role associations
Return to Residence Edit	This group has the capability to create and modify Return to Residence records	See the Security Matrix for the group to role associations
Return to Residence Remove	This group has the capability to remove Return to Residence records	See the Security Matrix for the group to role associations

2.24.6 Page Mapping

Add page mappings for the new field.

2.24.7 Page Usage/Data Volume Impacts

No page usage impacts.

2.25 Return to Residence Detail

2.25.1 Overview

The "Return to Residence Detail" page is used to track residents returning to out of state locations.

2.25.2 Return to Residence Detail Mockup

Return to Residence Detail

*- Indicates required fields

Save and Return

Cancel

Name: * Doe, John 26M		
Connection of Place of Residence: Yes	Potentially GA/GR Eligible: No	Signed Return Letter: No
Request Amount: []	Pre-Approval: No	Return Reason: Stranded
State: Alabama	Verified Self-Sufficiency: No	
Begin Date: * 09/18/2015	End Date: []	

Save and Return

Cancel

Figure 2.26.2.1 – Return to Residence Detail Mockup (Create and Edit Mode)

Return to Residence Detail

*- Indicates required fields

Edit

Close

Name: * Doe, John 26M		
Connection of Place of Residence: Yes	Potentially GA/GR Eligible: Yes	Signed Return Letter: No
Request Amount: \$45.00	Pre-Approval: No	Return Reason: Stranded
State: Alabama	Verified Self-Sufficiency: No	
Begin Date: * 09/18/2015	End Date:	

Edit

Close

Figure 2.26.2.2 – Return to Residence Detail Mockup (View Mode)

2.25.3 Description of Changes

1. Name – Displays the name of the case members. This dropdown will only be editable in Create and Edit modes. This dropdown will default to “-Select-”.
2. Connection of Place of Residence – This field will be a Yes/No dropdown. This dropdown will only be editable in Create and Edit modes. This dropdown will default to “blank”.
3. Potentially GA/GR Eligible – This field will be a Yes/No dropdown. This dropdown will only be editable in Create and Edit modes. This dropdown will default to “blank”.
4. Signed Return Letter – This field will be a Yes/No dropdown. This dropdown will only be editable in Create and Edit modes. This dropdown will default to “blank”.
5. Pre-Approval – This field will be a Yes/No dropdown. This dropdown will only be editable in Create and Edit modes. This dropdown will default to “blank”.
6. Return Reason – This dropdown will only be editable in Create and Edit modes. This dropdown will default to “blank”. This will have the following options:
 - a. Absent Parent Returned Home
 - b. Alternative housing
 - c. Better neighborhood
 - d. Better Schools
 - e. Better Services
 - f. Cheaper rent
 - g. Child Returned from Guardian
 - h. Child Returned from Relative Caretaker
 - i. Children
 - j. Closer to schools
 - k. Closer to work
 - l. Completed Counseling
 - m. Completed drug rehab
 - n. Did Not Work Out
 - o. Family
 - p. Finished school
 - q. Foster Child Returned Home
 - r. Homeless Returning to Verified Residence
 - s. Job Available
 - t. Lack of Local Services
 - u. Legal Residence
 - v. Missed home
 - w. Needed help
 - x. Ran out of money
 - y. Released from hospital
 - z. Released from jail
 - aa. Returning to family
 - bb. Shared Housing Available

- cc. Someone Will Take In
- dd. Stranded
- ee. Worked out problems

7. State – This field will be a dropdown listing the following states and territories. This dropdown will only be editable in Create and Edit modes. This dropdown will default to “blank”.

- a. Alabama
- b. Alaska
- c. American Samoa
- d. Arizona
- e. Arkansas
- f. California
- g. Colorado
- h. Connecticut
- i. Delaware
- j. District of Columbia
- k. Federated States of Micronesia
- l. Florida
- m. Georgia
- n. Guam
- o. Hawaii
- p. Idaho
- q. Illinois
- r. Indiana
- s. Iowa
- t. Kansas
- u. Kentucky
- v. Louisiana
- w. Maine
- x. Marshall Islands
- y. Maryland
- z. Massachusetts
- aa. Michigan
- bb. Minnesota
- cc. Mississippi
- dd. Missouri
- ee. Montana
- ff. Nebraska
- gg. Nevada
- hh. New Hampshire
- ii. New Jersey
- jj. New Mexico
- kk. New York
- ll. North Carolina
- mm. North Dakota
- nn. Northern Mariana Islands
- oo. Ohio
- pp. Oklahoma

qq. Oregon
rr. Palau
ss. Pennsylvania
tt. Puerto Rico
uu. Rhode Island
vv. South Carolina
ww. South Dakota
xx. Tennessee
yy. Texas
zz. Utah
aaa. Vermont
bbb. Virgin Islands
ccc. Virginia
ddd. Washington
eee. West Virginia
fff. Wisconsin
ggg. Wyoming

8. Verified Self-Sufficiency – This field will be a Yes/No dropdown. This dropdown will only be editable in Create and Edit modes. This dropdown will default to “blank”.
9. Begin Date – This field will only be editable in Create and Edit modes. This field is required. This field will use the date constraints in the MM/DD/YYYY format.
10. End Date – This field will only be editable in Create and Edit modes. This field will use the date constraints in the MM/DD/YYYY format.
11. Edit – This button will be available in View mode. This button will load the Return to Residence Detail page in Edit mode
12. Close – This button will be available in View mode. This button will return the user to the Return to Residence List page.
13. Cancel – This button will be available in Create and Edit mode. This button will return the user to the Return to Residence List page.
14. Save and Return – This button will be available in Create and Edit mode. This button will save the changes made to the record and return the user to the Return to Residence List page. Records saved on this page will be effective dated.

2.25.4 Page Location

- **Global:** Case Info
- **Local:** Customer Information
- **Task:** GR -> Return to Residence

2.25.5 Security Updates

No Security Updates.

2.25.6 Page Mapping

Add page mappings for the new field.

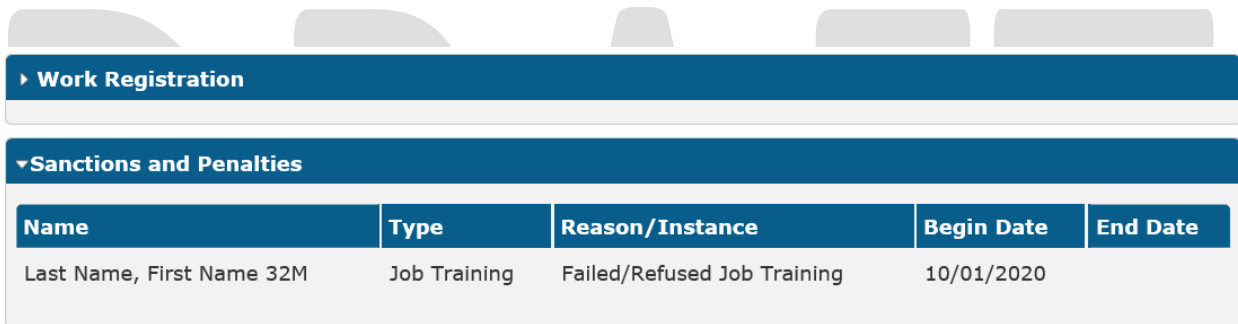
2.25.7 Page Usage/Data Volume Impacts

No page usage impacts.

2.26 EDBC Summary Update

2.26.1 Overview

Update the EDBC Summary to have an additional section showing the sanction individual for that benefit month. This section will reflect the information on the Eligibility Non-Compliance Detail that is valid for the benefit month.



The screenshot shows a user interface with two main sections. The first section is titled 'Work Registration' and is currently collapsed. The second section is titled 'Sanctions and Penalties' and is expanded to show a table with the following data:

Name	Type	Reason/Instance	Begin Date	End Date
Last Name, First Name 32M	Job Training	Failed/Refused Job Training	10/01/2020	

EDBC Summary page Mockup 2.27.1

2.26.1 Description of Changes

1. Update the EDBC Results page to display the “Sanctions and Penalties” section which will show the sanctions and/or penalties of an applicant or recipient.
 - a. The Sanctions and/or penalties will be displayed in the following form:
 - i. Name – This will display the name of the individual who has the sanction and/or penalties.
 1. The Name will be displayed in rows due to its length
 - ii. Type – This field will display the type based on the Eligibility Non-Compliance Detail
 - iii. Reason/Instance – This field will display the reason and the instance for which the sanction or penalty has been imposed.
 1. The Reasons will be displayed in rows due to its length.

- iv. Begin Date – This date will be determined by the EDBC when the sanction will be applied.
- v. End Date - This field will map to End Date of the sanction on the Eligibility Non-Compliance Detail.
- vi. The section will be displayed below the “Work Registration” section in the EDBC summary page.

2.26.2 Page Location

- **Global:** Eligibility
- **Local:** Customer Information
- **Task:** Run EDBC -> [Program] EDBC Summary

2.26.3 Security Updates

No security updates.

2.26.4 Page Mapping

Add page mappings for the new fields.

2.26.5 Page Usage/Data Volume Impacts

No page usage impacts.

2.27 EDBC Verification Logic

2.27.1 Overview

Currently in CalWIN verifications when they are due, and the verification results is managed by each individual CalWIN county administrators through an administration page. Migrating into CalSAWS, CalWIN will inherit CalSAWS existing verification logic.

In CalSAWS, all verification due dates are automatically set to 10 calendar days. If the last day falls on a weekend or holiday, the verification due date will be moved to the next business day. The worker will have access to the Verification Detail Page to update the due date for each verification.

There are three types of verifications in CalSAWS: Mandatory Verifications, Mandatory Verification after due date or Non-Mandatory Verification.

For Mandatory Verifications:

- a. If the verification is pending before the verification due date:
 - i. The following soft validation will be displayed before running the EDBC: 'The following verification(s) have not been received'.
 - ii. The EDBC will have the status of 'Pending Verification'.

- iii. The user will not be able to authorize the EDBC.
- b. If the verification is pending after the verification due date
 - i. A soft validation will be displayed before running the EDBC: 'The following verification(s) have not been received.'
 - ii. The EDBC will be discontinued or denied.
 - iii. The user will be able to authorize the EDBC.

For Mandatory Verification after due date:

- a. If the verification is pending before the verification due date:
 - i. A soft validation will be displayed before running the EDBC: 'The following verification(s) have not been received.'
 - ii. The EDBC will be a regular EDBC.
 - iii. The user can authorize the EDBC.
- b. If the verification is pending after the verification due date:
 - i. A soft validation will be displayed before running the EDBC: 'The following verification(s) have not been received'.
 - ii. The EDBC will be discontinued or denied.
 - iii. The user can authorize the EDBC.

For Non-Mandatory Verification:

- a. If the verification is pending before the verification due date, there will be no soft validation check.
- b. The EDBC will be a regular EDBC.
- c. The user can authorize the EDBC.
- d. The verification type will not impact the person.

2.27.2 Description of Changes

1. Each county current verification for future and current action will be set according to the table below. The table will map the different combinations of current and future actions currently in CalWIN for verification to CalSAWS M – Mandatory Verification, Y- Mandatory Verification after due date and N- Non-Mandatory Verification. The CalWIN verification types will not have an administration page and any change to the verification types will now be managed in the back end.

CalWIN Current Action	CalWIN Future Action	CalSAWS verification Type	CalSAWS Verification Status
Pend	Fail	M – Mandatory Verification	Pending
Pass	Pass	N - Non-Mandatory Verification	Pending / Not Applicable
Pass	Fail	Y – Mandatory Verification after due date	Pending

Fail	Fail	Y – Mandatory Verification after due date & M - Mandatory Verification	Refused
------	------	---	---------

2. Add a new reference column name 'GR' in CT 170 Verification Type Code.
3. For existing verification types being updated for 'GR' set the indicator as 'Y' for the reference column 'GR' in CT 170 Verification Type Code.
4. For existing verification types not being updated for 'GR' set the indicator as 'N' for the reference column 'GR' in CT 170 Verification Type Code.
5. For new verification types being added for 'GR' set the indicator as 'Y' for the reference column 'GR' in CT 170 Verification Type Code and set 'N' for all other program reference columns.

2.28 Correspondence Changes

2.28.1 Overview

Prior to the new architecture implementation, the notice triggers will be created upon Accepting and Saving EDBC. After which, the user will be navigated to the Distributed Documents page where the document name of the correspondence to be generated will be displayed as text instead of a hyperlink (see below image).

Distributed Documents Search

* - Indicates required fields

▶ Refine Your Search

Search Results Summary Results 1 - 2 of 2

Date	Document Name	Number	Program	Status	Viewed Via Self-Service Portal	Details
08/14/2020 9:41 AM	Overissuance Budget Worksheet (ENG)	NA 1263	CalFresh	Printed Locally		Details
08/13/2020 4:05 PM	GA Denial - Not a Legal Alien	119-4 (02/90)	General Assistance/General Relief	Incomplete		

Mockup of Distributed Documents Page after Saving EDBC and a Notice Trigger is Generated prior to CalWIN Correspondence Solution

When the Correspondence Service is implemented, it will become a hyperlink that, upon clicking, will display the notice or trigger the Correspondence Service Window in a new tab (see below image).

Distributed Documents Search

*- Indicates required fields Images

▸ Refine Your Search

Search Results Summary						Results 1 - 2 of 2
Date	Document Name	Number	Program	Status	Viewed Via Self-Service Portal	Details
08/14/2020 9:41 AM	Overissuance Budget Worksheet (ENG)	NA 1263	CalFresh	Printed Locally		Details
08/13/2020 4:05 PM	GA Denial - Not a Legal Alien	119-4 (02/90)	General Assistance/General Relief	Pending Review		Details

Mockup of Distributed Documents Page after Saving EDBC and a Notice is Generated after CalWIN Correspondence Solution is implemented.

CalSAWS has a "Preview NOA" functionality where a worker can preview a NOA through clicking the "Preview NOA" button before Saving and Authorizing EDBC. This functionality will be disabled for CalWIN GA/GR-only EDBC. The worker will still be able to view the NOAs, however, it will be after Saving and Authorizing EDBC.

2.29 Household Composition

2.29.1 Fleeing Felon Functionality

2.29.1.1 County Admin Matrix – Fleeing Felon

2.29.1.1.1 Overview

A new County Admin Detail page for Fleeing Felon will be created. This page is viewed by the County Administrator to view the list of rules applicable for the Fleeing Felon functionality to their county.

2.29.1.1.2 Description of Changes

- a. The Admin page matrix for Fleeing Felon will have the below functional categories and its associated flag turned on or off based on the current GA/GR functionality for each County
- b. The activate switch Yes/No indicate if that functionality is applicable to the displayed county.

- c. The functionality is effective dated with begin and end date
- d. The rule functionality can be viewed as of a date using the view date

Rule Description	Alameda	Contra Costa	Fresno	Orange	Placer	Sacramento	San Diego	San Francisco	San Luis Obispo	San Mateo	Santa Barbara	Santa Clara	Santa Cruz	Solano	Sonoma	Tulare	Ventura	Yolo
Fail person who is a Fleeing Felon.	N	Y	Y	Y	Y	Y	Y	Y	N	Y	Y	Y	Y	Y	Y	Y	Y	N
Fail person who is a fleeing felon convicted after the county defined date.	N	N	N	N	N	N	N	N	Y	N	N	Y	N	N	N	N	N	Y

Below is the corresponding CalWIN rule number mapped to CalSAWS rules.

CalWIN Rule	CalSAWS Rule
EDX107C001	Fail person who is a Fleeing Felon.
EDX107C002	Fail person who is a fleeing felon convicted after the county defined date.

2.29.1.2 EDBC Changes

2.29.1.2.1 Overview

This section will provide the Eligibility Rules flow for Fleeing Felon Program Person Eligibility that can be filtered for each CalWIN County

2.29.1.2.2 Description of Change

Fleeing Felon Rules Flow Diagram:

A Consolidated Rules Flow Visio document will be provided as a separate Attachment in addition to this design Document that will depict the rules for a

selected County. Reference **Appendix 6.1 Rules Flow Diagram** '[Viewing Visio Document in Internet Explorer](#)' for instruction on how to access Visio.

The following Data Collection elements will be used by this Rule Flow.

CalWIN Field	CalSAWS Field	Type	Location Details
Name	Name	Existing	Eligibility Non-Compliance Detail
Conviction Date	Date Convicted	Existing	Eligibility Non-Compliance Detail
Type of Felony	Type: Felony/Violation	Existing	Eligibility Non-Compliance Detail
Fleeing	Type: Felony/Violation Reason: Fleeing Felon	Existing	Eligibility Non-Compliance Detail
Fleeing felon pending verification	Non-compliance type: Felony/Violation Non-compliance reason: Unverified Fleeing Felon	New	Eligibility Non-Compliance Detail
Fleeing felon failing verification	Non-compliance type: Felony/Violation Non-compliance reason: Fleeing Felon Pending Verification	New	Eligibility Non-Compliance Detail

Existing Program/Person Status:

The following existing program/person status reason will be leveraged by this rule flow when the following conditions are met.

1. The existing program/person status reason 'CT73_C1 Fleeing Felon' will be set as a display status reason when all the following conditions are met.
 - a. The individual has the following non-compliance entry:
 - i. Non-compliance type: Felony/Violation
 - ii. Non-compliance reason: Fleeing Felon
 - b. The rule 'Fail person who is a Fleeing Felon.' is active.

Category	Short Description
73	Fleeing Felon

New Program/Person Status:

New Program/Person Status Reasons will be added to be used by this Rule Flow. The following reasons will set to the program/person level when the following conditions are met:

1. The new program/person status reason CT73 'Fleeing Felon After County Date' will be set as a display status reason when all the following conditions:
 - a. The individual has the following non-compliance entry:
 - i. Non-compliance type: Felony/Violation
 - ii. Non-compliance reason: 'Fleeing Felon'
 - b. The rule 'Fail person who is a Fleeing Felon.' is not active.
 - c. The rule 'Fail person who is a fleeing felon convicted after the county defined date.' is not active.
 - d. The individual's date convicted for fleeing felon is after the convicted start date for fleeing felon '12/31/1997'.

Category	Short Description
73	Fleeing Felon After County Date

2. The existing program/person status reason CT73 'FTP No Proof Fleeing Felon' will be set as a display status reason when all the following conditions in either A or B are met.
 - A. All the following are met:
 - a. The individual has the following non-compliance entry:
 - i. Non-compliance type: Felony/Violation
 - ii. Non-compliance reason: Fleeing Felon Unverified
 - B. All the following are met:
 - a. The individual has the following non-compliance entry:
 - i. Non-compliance type: Felony/Violation
 - ii. Non-compliance reason: Fleeing Felon Pending Verification

Category	Short Description
73	FTP No Proof Fleeing Felon

Please refer the [Rules Flow Diagram](#) in the Appendix section on how to open and navigate the Visio diagram

2.29.1.3 Correspondence

2.29.1.3.1 Overview

This section describes the Notice of Action (NOA) triggers that will be created depending on the resulting EDBC reason code in the previous sections. Notices only trigger from certain reason codes listed in this section.

The reason codes listed in the rule recommendations are formatted as <CalWIN Reason Code> - <CalSAWS EDBC Display Reason>. The trigger condition describes the statuses and reasons in which the notice will trigger for. The county-specific information describes which counties and actions the notices will generate for, as well as the document name and number that will be displayed on the distributed documents page. The template column determines how notices are grouped when generated.

2.29.1.3.2 Description of Change

1. Reason Code: XAN057 - Fleeing Felon

a. Trigger Condition

- i. This notice generates for the applicable counties when an individual was 'Pending' and is now 'Denied' on the current EDBC with the reason 'Fleeing Felon'.
- or
- ii. An individual was 'Active' in the previous saved EDBC and is now 'Discontinued' on the current EDBC with the reason 'Fleeing Felon' and the program is also Discontinued
- or
- iii. This notice generates for the applicable counties when there is a change in benefit amount and the program was 'Active' in the previous saved EDBC and is still 'Active' on the current EDBC with the reason 'Fleeing Felon'.

b. Person Level Reason

c. County-specific information:

County	Action	Document Description	Number	Template
Contra Costa	Discontinuance	GA Discontinuance - Fleeing Felon, Parole/Probation Violation	014 2	11524
Contra Costa	Denial	GA Denial - Fleeing Felon, Parole/Probation Violation	109 2	11512
Fresno	Discontinuance	General Relief Discontinuance - Various Reasons	022-B	11539
Fresno	Denial	General Relief Denial - Various Reasons	241-A	610728

Orange	Discontinuance	GR Disc - Fleeing Felon.	051 B	11600
Orange	Denial	GR Denial - Fleeing Felon	151 C	11608
Placer	Denial	Drug Conviction, Fleeing Felon or Parole/Probation Violator	145-1	608582
Sacramento	Discontinuance	DISCONTINUANC E-Variou s Reasons	CDS 013-1	12450
Sacramento	Denial	GA-Denial - Various Non-Financial Reason	CDS 112-1	11787
Santa Barbara	Discontinuance	GR - Disc - Outstanding arrest warrant	076-0	12334
Santa Barbara	Denial	GR- Deny - Outstanding Warrant For Arrest	162-0	12332
Santa Cruz	Discontinuance	GA Disc - Drug Felon, Fleeing Felon or Parole/Probation Violator	021-C (06/02)	12094
Santa Cruz	Denial	Denial - GA Denial Due to Fleeing Felon Status	130-B	610717
San Diego	Change	GR Change - Person Discontinuance - Outstanding Warrant	042-2	12718
San Diego	Denial	GR Person/Case Denied Outstanding Warrant – Marshal	129-1	610681
San Francisco	Discontinuance	CAAP Discontinuance:	047 1	12599

		Fleeing Felon (non-fraud)		
San Francisco	Denial	CAAP Denial - Fleeing Felon	CP 20	12604
Solano	Denial	GA - Denial - Felony Arrest Warrant Issued	173	12131

2. Reason Code: XAN058 - Fleeing felon after county date

a. Trigger Condition

i. This notice generates for the applicable counties when an individual was 'Pending' and is now 'Denied' on the current EDBC with the reason 'Fleeing felon after county date'.

or

ii. An individual was 'Active' in the previous saved EDBC and is now 'Discontinued' on the current EDBC with the reason 'Fleeing felon after county date'.

b. Person Level Reason

c. County-specific information:

County	Action	Document Description	Number	Template
Yolo	Discontinuance	General Assistance Discontinuance - CalWORKs Exclusions	010-3	12247
Yolo	Denial	General Assistance Denial - CalWORKs Exclusions	125-3	12240

2.29.1.4 Project Requirements

DDID 2314	DDID Description	How DDID Requirement Met	Rule Flow Diagram
	[Business Rule: {Indiv is a Fleeing Felon} CalSAWS must fail a fleeing felon for GA/GR.]	The rule 'Fail person who is a Fleeing Felon.' will meet this requirement	The following rule is stated in the business flow diagram and admin matrix

DDID 2314	DDID Description	How DDID Requirement Met	Rule Flow Diagram
	[Business Rule: {Individual is Fleeing Felon convicted after county defined date} CalSAWS must fail a fleeing felon if the conviction date is after county defined date for GA/GR.]	The rule 'Fail person who is a fleeing felon convicted after the county defined date.' will meet this requirement	The following rule is stated in the business flow diagram and admin matrix

2.29.2 Liens Functionality

2.29.2.1 County Admin Matrix - Liens

2.29.2.1.1 Overview

A new County Admin Detail page for Liens will be created. This page is viewed by the County Administrator to view the list of rules applicable for the Liens functionality to their county.

2.29.2.1.2 Description of Changes

- The Admin page matrix for Liens will have the below functional categories and its associated flag turned on or off based on the current GA/GR functionality for each County.
- The activate switch Yes/No indicate if that functionality is applicable to the displayed county.
- The functionality is effective dated with begin and end date.
- The rule functionality can be viewed as of a date using the view date.

Rule Description	Alameda	Contra Costa	Fresno	Orange	Placer	Sacramento	San Diego	San Francisco	San Luis	San Mateo	Santa Barbara	Santa Clara	Santa Cruz	Solano	Sonoma	Tulare	Ventura	Yolo
Approve Lien signed by client.	Y	Y	N	Y	N	N	N	N	Y	Y	N	N	N	Y	Y	Y	N	Y
Sponsor Non-Citizen needs to sign sponsor lien.	N	N	N	N	N	N	N	N	N	N	N	Y	N	N	N	N	N	N

Sponsor Non-Citizen needs to sign lien.	N	N	N	N	Y	Y	Y	N	N	N	N	N	Y	N	N	N	Y	N
Determine if Liens needs to be signed.	Y	Y	N	Y	Y	Y	N	N	Y	Y	Y	Y	Y	Y	Y	Y	Y	N
Non-Citizen sponsor needs to sign Lien within 3 years of US Entry date.	N	N	N	N	Y	Y	N	N	N	N	N	N	N	N	N	N	N	N
Fail the person if the lien is not signed.	Y	Y	N	N	N	Y	N	N	N	Y	N	N	N	Y	N	N	N	N
Lien is not applicable if it's not signed and there is no good reason.	N	N	N	N	Y	N	N	N	N	N	N	N	N	N	Y	N	N	N
Lien signature is not required on a re-application.	N	N	N	N	N	N	Y	N	N	Y	N	Y	Y	N	N	N	N	N

Below is the corresponding CalWIN rule number mapped to CalSAWS rules.

CalWIN Rule	CalSAWS Rule
EDX100C001	Approve Lien signed by client.
EDX100C003	Sponsor Non-Citizen needs to sign sponsor lien.
EDX100C004	Sponsor Non-Citizen needs to sign lien.
EDX100C005	Determine if Liens needs to be signed.
EDX100C007	Non-Citizen sponsor needs to sign Lien within 3 years of US Entry date.
EDX100C008	Fail the person if the lien is not signed.
EDX100C009	Lien is not applicable if it's not signed and there is no good reason.
EDX100C010	Lien signature is not required on a re-application.

Leverage Rule

Below is the corresponding leveraged CalWIN rule County Admin Matrix and the CalWIN number mapped to CalSAWS rules

Rule Description	Alameda	Contra Costa	Fresno	Orange	Placer	Sacramento	San Diego	San Francisco	San Luis Obispo	San Mateo	Santa Barbara	Santa Clara	Santa Cruz	Solano	Sonoma	Tulare	Ventura	Yolo
Earned Income – Sacramento.	N	N	N	N	N	Y	N	N	N	N	N	N	N	N	N	N	N	N
Earned Income - Contra Costa.	N	Y	N	N	N	N	N	N	N	N	N	N	N	N	N	N	N	N
Do not deem the sponsor if the sponsor non-citizen has been the in US for more than 3 years.	Y	N	N	Y	N	Y	Y	N	N	Y	N	N	N	N	N	N	Y	N

CalWIN Rule	CalSAWS Rule
EDX309C006	Earned Income – Sacramento.
EDX309C002	Earned Income - Contra Costa.
EDX013C006	Do not deem the sponsor if the sponsor non-citizen has been the in US for more than 3 years.

2.29.2.2 EDBC Changes

2.29.2.2.1 Overview

This section will provide the Eligibility Rules flow for Liens/Program Person Eligibility that can be filtered for each CalWIN County

2.29.2.2.2 Description of Change

Liens Rules Flow Diagram:

A Consolidated Rules Flow Visio document will be provided as a separate Attachment in addition to this design Document that will depict the rules for a selected County. Reference **Appendix 6.1 Rules Flow Diagram** '[Viewing Visio Document in Internet Explorer](#)' for instruction on how to access Visio.

The following Data Collection elements will be used by this Rule Flow.

CalWIN Field	CalSAWS Field	Type	Location Details
--------------	---------------	------	------------------

Non-Citizen Sponsor Lien Signed	Sponsor Lien Signed	New	Sponsorship Detail
Signed Lien	Signed	New	GA/GR Document Signature Detail
US entry	US Entry Date	Existing	Citizenship Detail
Good Cause	Good Cause	New	Eligibility Non-Compliance Detail
Not complying with Sign GA/GR Lien	Non-compliance type: Procedural Requirement Non-compliance reason: Failed to sign Lien	New	Eligibility Non-Compliance Detail
GA-241 form signed and signed date	Add new type: GA-241	New	GA/GR Document Signature List
GA-243 form signed and signed date	Add new type: GA-243	New	GA/GR Document Signature List
SC-20 form signed and signed date	Add new type: SC-20	New	GA/GR Document Signature List

New Program/Person Status:

New Program/Person Status Reasons will be added to be used by this Rule Flow. The following reasons will set to the program/person level when the following conditions are met:

1. The new program/person status reason 'CT73 'Non-Citizen Lien Not Signed' will be set as a display status reason when all of the following conditions are met in either A or B.
 - A. All the conditions are met:
 - a. The rule 'Determine if Liens needs to be signed.' is active.
 - b. The individual has a non-compliance entry and no good cause selected.
 - i. Non-compliance type: Procedural Requirement
 - ii. Non-compliance reason: Failed to sign Lien.
 - c. The rule 'Approve Lien signed by client.' is not active.
 - d. The individual has a sponsor. This is checked by having a sponsorship record.
 - e. The rule 'Sponsor Non-Citizen needs to sign sponsor lien.' is active.
 - f. Any non-citizen individual in the household has the 'sponsor lien signed' as 'No'.
 - B. All the conditions are met:
 - a. The rule 'Determine if Liens needs to be signed.' is active.

- b. The rule 'Approve Lien signed by client.' is not active.
- c. The individual has a sponsor. This is checked by having a sponsorship record.
- d. The rule 'Sponsor Non-Citizen needs to sign sponsor lien.' is not active.
- e. The rule 'Sponsor Non-Citizen needs to sign lien.' is active.
- f. The non-citizen individual 'Sponsor lien signed' is 'No'.
- g. The rule 'Non-Citizen sponsor needs to sign Lien within 3 years of US Entry date.' is active.
- h. The rule 'Do not deem the sponsor if the sponsor non-citizen has been the in US for more than 3 years.' is active.
- i. The individual has a valid 'Date of entry' into the United states.
- j. The benefit begin month is after the individual 'Date of Entry + 3 years'.

Category	Short Description
73	Non-Citizen Lien Not Signed

- 2. The new program/person status reason 'CT73 'Did Not Sign Lien' will be set as a display status reason when all of the following conditions are met in either A or B.
 - A. All the conditions are met:
 - a. The rule 'Determine if Liens needs to be signed.' is active.
 - b. The individual has a non-compliance entry and no good cause selected.
 - i. Non-compliance type: Procedural Requirement
 - ii. Non-compliance reason: Failed to sign Lien.
 - c. The rule 'Approve Lien signed by client.' is not active.
 - d. The individual has a sponsor. This is checked by having a sponsorship record.
 - e. The rule 'Sponsor Non-Citizen needs to sign sponsor lien.' is not active.
 - f. The rule 'Sponsor Non-Citizen needs to sign lien.' is active.
 - g. The non-citizen individual 'Sponsor lien signed' is 'No'.
 - h. The rule 'Non-Citizen sponsor needs to sign Lien within 3 years of US Entry date.' is active.
 - B. All the conditions are met:
 - a. The Non-citizen in the household does not have a sponsor (sponsorship record exists) or the Non-Citizen Sponsor Lien Signed is false.
 - b. The signed Lien is 'false', or the 'signed date' is before the application date.
 - c. The rule 'Fail the person if the lien is not signed.' is active.

Category	Short Description
73	Did Not Sign Lien

3. The new program/person status reason CT73 'SC-20 Not Signed' will be set as a display status reason when all the following conditions are met.
 - a. The rule 'Determine if Liens needs to be signed.' is active
 - b. The rule 'Earned Income – Sacramento.' is active.
 - c. The case has an entry in the GA/GA Document signature List with the type: SC-20 and the form is not signed.

	Short Description
73	SC-20 Not Signed

4. The new program/person status reason CT73 'GA-241 Not Signed' will be set as a display status reason when all of the following conditions are met.
 - a. The rule 'Determine if Liens needs to be signed.' is active.
 - b. The rule 'Earned Income – Sacramento.' is active.
 - c. The case has an entry in the GA/GA Document signature List with the type: SC-20 and the form is signed.
 - d. The rule 'Earned Income - Contra Costa.' is active
 - e. The case has an entry in the GA/GA Document signature List with the type: GA-241 and the form is not signed.

Category	Short Description
73	GA-241 Not Signed

5. The new program/person status reason CT73 'Lien Not Signed' will be set as a display status reason when all the following conditions:
 - a. The non-citizen in the household does not have a sponsor (sponsorship record exists).
 - b. The signed Lien is 'No', and the 'signed date' is before the application date
 - c. The rule 'Fail the person if the lien is not signed.' or 'Lien signature is not required on a re-application.' is not active.
 - d. The rule 'Lien is not applicable if it's not signed and there is no good reason.' is not active

Category	Short Description
73	Lien Not Signed

6. The new program/person status reason CT73 'GA-243 Not Signed' will be set as a display status reason when all of the following conditions are met.
 - a. The rule 'Determine if Liens needs to be signed.' is active.
 - b. The rule 'Earned Income - Contra Costa.' is active.
 - c. The case has an entry in the GA/GA Document signature List with the type: GA-241 and the form is signed
 - d. The case has an entry in the GA/GA Document signature List with the type: GA-243 and the form is not signed.

Category	Short Description
73	GA-243 Not Signed

Please refer the [Rules Flow Diagram](#) in the Appendix section on how to open and navigate the Visio diagram

2.29.2.3 Correspondence

2.29.2.3.1 Overview

This section describes the Notice of Action (NOA) triggers that will be created depending on the resulting EDBC reason code in the previous sections. Notices only trigger from certain reason codes listed in this section.

The reason codes listed in the rule recommendations are formatted as <CalWIN Reason Code> - <CalSAWS EDBC Display Reason>. The trigger condition describes the statuses and reasons in which the notice will trigger for. The county-specific information describes which counties and actions the notices will generate for, as well as the document name and number that will be displayed on the distributed documents page. The template column determines how notices are grouped when generated.

2.29.2.3.2 Description of Change

1. Reason Code: XAN062 - Non-Citizen lien not signed
 - a. Trigger Condition
 - i. This notice generates for the applicable counties when an individual was 'Pending' and is now 'Denied' on the current EDBC with the reason 'Non-Citizen lien not signed'.
 - b. Person Level Reason
 - c. County-specific information:

County	Action	Document Description	Number	Template
Santa Clara	Denial	GA Denial - Needs Being Met by Sponsor	GA 129	12043

2. Reason Code: XAN064 – Did not sign lien
 - a. Trigger Condition
 - i. This notice generates for the applicable counties when an individual was 'Pending' and is now 'Denied' on the current EDBC with the reason 'Did not sign lien'.
 - b. Person Level Reason
 - c. County-specific information:

County	Action	Document Description	Number	Template
--------	--------	----------------------	--------	----------

Alameda	Denial	GA Denial - Reimbursement Agreement	136 0 (10/10)	11462
Sacramento	Denial	GA-Denial-Various Non-Financial Reason	CDS 112-1	11787

3. Reason Code: XAN065 – Lien not signed

a. Trigger Condition

- i. This notice generates for the applicable counties when an individual was 'Pending' and is now 'Denied' on the current EDBC with the reason 'Lien not signed'.
- ii. An individual was 'Active' in the previous saved EDBC and is now 'Discontinued' on the current EDBC with the reason 'Lien not signed'.

b. Person Level Reason

c. County-specific information:

County	Action	Document Description	Number	Template
Orange	Discontinuance	GR Disc - Lien on Real Property	072 A	11611
Orange	Denial	GR Denial - Reimbursement Agreement Not Signed	136 A	11608
Santa Clara	Discontinuance	GA Discontinuance - Refused to Sign Reimbursement Agreement	GA 065	12013
Santa Clara	Denial	GA Denial - refused to sign the Reimbursement Agreement	GA 136	12038
Santa Cruz	Denial	Denial - GA Denial for Failure to Sign Reimbursement Form	123-A	610712

4. Reason Code: XAN026 – SC-20 not signed

a. Trigger Condition

- i. This notice generates for the applicable counties when an individual was 'Pending' and is now 'Denied' on the current EDBC with the reason 'SC-20 not signed'.

b. Person Level Reason

c. County-specific information:

County	Action	Document Description	Number	Template
Sacramento	Denial	GA-Denial-Various Non-Financial Reason	CDS 112-1	11787

5. Reason Code: XAN124 – GA-241 not signed

- a. Trigger Condition
 - i. This notice generates for the applicable counties when an individual was 'Pending' and is now 'Denied' on the current EDBC with the reason 'GA-241 not signed'.
- b. Person Level Reason
- c. County-specific information:

County	Action	Document Description	Number	Template
Contra Costa	Denial	GA Denial - Failure to Comply with Sponsor Requirements	110 4	12552

6. Reason Code: XAN131 – GA-243 not signed

- a. Trigger Condition
 - i. This notice generates for the applicable counties when an individual was 'Pending' and is now 'Denied' on the current EDBC with the reason 'GA-243 not signed'.
- b. Person Level Reason
- c. County-specific information:

County	Action	Document Description	Number	Template
Contra Costa	Denial	GA Denial - Failure to Comply with Sponsor Requirements	110 4	12552

2.29.2.4 Project Requirements

DDID 2314	DDID Description	How Requirement Met	DDID	Rule Flow Diagram
	[Business Rule: {Client signed lien alone is enough} CalSAWS must check for Client signed lien and date. for GA/GR.]	The rule 'Approve Lien signed by client.' will meet this requirement		The following rule is stated in the business flow diagram and admin matrix

DDID 2314	DDID Description	How Requirement Met	DDID Rule Flow Diagram
	[Business Rule: {Alien Sponsor needs to sign the sponsor lien} CalSAWS must verify that Alien Sponsor needs to sign the sponsor lien for GA/GR.]	The rule 'Sponsor Non-Citizen needs to sign sponsor lien.' will meet this requirement.	The following rule is stated in the business flow diagram and admin matrix
	[Business Rule: {Alien sponsor needs to sign lien} CalSAWS must assure that Alien sponsor needs to sign lien for GA/GR.]	The rule 'Sponsor Non-Citizen needs to sign lien.' will meet this requirement.	The following rule is stated in the business flow diagram and admin matrix
	[Business Rule: {Liens apply to these counties} CalSAWS must determine whether sponsor liens are applicable to an individual applying for GA/GR.]	The rule 'Determine if Liens needs to be signed.' will meet this requirement.	The following rule is stated in the business flow diagram and admin matrix
	[Business Rule: {Alien Sponsor Signed Lien} CalSAWS must determine whether there is good cause for not signing the GA/GR sponsor lien.]	The rule 'Non-Citizen sponsor needs to sign Lien within 3 years of US Entry date.' Will meet this requirement.	The following rule is stated in the business flow diagram and admin matrix
	[Business Rule: {Client did not sign lien} CalSAWS must fail a GA/GR applicant who has not signed the sponsor lien.]	The rule 'Fail the person if the lien is not signed.' will meet this requirement.	The following rule is stated in the business flow diagram and admin matrix
	[Business Rule: {Generic lien not applicable} CalSAWS must verify that generic lien is not applicable for GA/GR.]	The rule 'Lien is not applicable if it's not signed and there is no good reason.' Will meet this requirement.	The following rule is stated in the business flow diagram and admin matrix

DDID 2314	DDID Description	How Requirement Met	DDID	Rule Flow Diagram
	[Business Rule: {GA Generic Lien Signature is not required on re-application} CalSAWS must not require a GA Generic lien signature when the client reapplies.]	The requirement 'Lien signature is not required on a re-application.' will meet this requirement.		The following rule is stated in the business flow diagram and admin matrix

2.29.3 QC Audit Functionality

2.29.3.1 County Admin Matrix – QC Audit

2.29.3.1.1 Overview

A new County Admin Detail page for QC Audit will be created. This page is viewed by the County Administrator to view the list of rules applicable for the QC Audit functionality to their county.

2.29.3.1.2 Description of Changes

- The Admin page matrix for QC Audit will have the below functional categories and its associated flag turned on or off based on the current GA/GR functionality for each County
- The activate switch Yes/No indicate if that functionality is applicable to the displayed county.
- The functionality is effective dated with begin and end date
- The rule functionality can be viewed as of a date using the view date

Rule Description	Alameda	Contra Costa	Fresno	Orange	Placer	Sacramento	San Diego	San Francisco	San Luis Obispo	San Mateo	Santa Barbara	Santa Clara	Santa Cruz	Salano	Sonoma	Tulare	Ventura	Yolo
Determine if a person should be sanctioned based on QC/Audit cooperation.	Y	Y	N	N	N	N	N	N	N	N	N	N	N	N	N	N	N	N

Sanction the person if they are not cooperating with Audit and have no good cause.	Y	N	N	N	N	N	N	N	N	N	N	N	N	N	N	N	N	N	N
Sanction the person if they are not cooperating with QC and have not good cause.	Y	N	N	N	N	N	N	N	N	N	N	N	N	N	N	N	N	N	N

Below is the corresponding CalWIN rule number mapped to CalSAWS rules.

CalWIN Rule	CalSAWS Rule
EDX105C001	Determine if a person should be sanctioned based on QC/Audit cooperation.
EDX105C002	Sanction the person if they are not cooperating with Audit and have no good cause.
EDX105C003	Sanction the person if they are not cooperating with QC and have not good cause.

2.29.3.2 EDBC Changes

2.29.3.2.1 Overview

This section will provide the Eligibility Rules flow for QC Audit/Program Person Eligibility that can be filtered for each CalWIN County

2.29.3.2.2 Description of Change

QC Audit Rules Flow Diagram:

A Consolidated Rules Flow Visio document will be provided as a separate Attachment in addition to this design Document that will depict the rules for a selected County. Reference **Appendix 6.1 Rules Flow Diagram** '[Viewing Visio Document in Internet Explorer](#)' for instruction on how to access Visio.

The following Data Collection elements will be used by this Rule Flow.

CalWIN Field	CalSAWS Field	Type	Location Details
--------------	---------------	------	------------------

Did not cooperate with Quality control	Non-compliance type: Quality control Non-compliance reason: Refused to cooperate	New	Eligibility Non-compliance
Did not cooperate with Audit	Non-compliance type: Audit Non-compliance reason: Refused to cooperate	New	Eligibility Non-compliance
Good Cause	Good Cause	New	Eligibility Non-Compliance Detail

New Program/Person Status:

New Program/Person Status Reasons will be added to be used by this Rule Flow. The following reasons will set to the program/person level when the following conditions are met:

1. The new program/person status reason CT73 'Failed to Comply: QC' will be set as a display status reason when all the following conditions:
 - a. The rule 'Determine if a person should be sanctioned based on QC/Audit cooperation.' is active.
 - b. The person is not cooperating with QC. This will be indicated by having the following non-compliance entry:
 - i. Non-compliance Type: Quality Control
 - ii. Non-compliance Reason: Refused to cooperate
 - c. The rule 'Sanction the person if they are not cooperating with QC and have not good cause.' is active.
 - d. There is no good cause reason for not cooperating with QC for the payment month or the good cause reason is not valid for that county.
 - e. The individual is receiving GR aid.

Category	Short Description
73	Failed to Comply: QC

2. The new program/person status reason CT73 'Failed to Comply: Audit' will be set as a display status reason when all the following conditions:
 - a. The rule 'Determine if a person should be sanctioned based on QC/Audit cooperation.' is active.

- b. The person is not cooperating with QC. This will be indicated by having the following non-compliance entry:
 - i. Non-compliance Type: Quality Control
 - ii. Non-compliance Reason: Refused to cooperate
- c. The rule 'Sanction the person if they are not cooperating with Audit and have no good cause.' is active.
- d. The person is receiving GR aid.
- e. The person is not cooperating with audit. This will be indicated by having the following non-compliance entry:
 - i. Non-compliance Type: Audit
 - ii. Non-compliance Reason: Refused to cooperate
- f. There is no good cause reason selected for not cooperating with audit for the payment month or the good cause reason selected is not valid for that county.

Category	Short Description
73	Failed to Comply: Audit

- 3. The new program/person status reason CT73 'Not Cooperating' will be set as a display status reason when all the following conditions:
 - a. The rule 'Determine if a person should be sanctioned based on QC/Audit cooperation.' is active.
 - b. The person is not cooperating with QC. This will be indicated by having the following non-compliance entry:
 - i. Non-compliance Type: Quality Control
 - ii. Non-compliance Reason: Refused to cooperate
 - c. The rule 'Sanction the person if they are not cooperating with QC and have not good cause.' is active.
 - d. There is no good cause for not cooperating with QC for the payment month.
 - e. The person is not currently receiving GR aid.

Category	Short Description
73	Not Cooperating

Please refer the [Rules Flow Diagram](#) in the Appendix section on how to open and navigate the Visio diagram

2.29.3.3 Correspondence

2.29.3.3.1 Overview

This section describes the Notice of Action (NOA) triggers that will be created depending on the resulting EDBC reason code in the previous sections. Notices only trigger from certain reason codes listed in this section.

The reason codes listed in the rule recommendations are formatted as <CalWIN Reason Code> - <CalSAWS EDBC Display Reason>. The trigger condition describes the statuses and reasons in which the notice will trigger for. The county-specific information describes which counties and actions the notices will generate for, as well as the document name and number that will be displayed on the distributed documents page. The template column determines how notices are grouped when generated.

2.29.3.3.2 Description of Change

1. Reason Code: XAN087 - Failed to Comply: Audit
 - a. Trigger Condition
 - i. This notice generates for the applicable counties when an individual was 'Active' in the previous saved EDBC and is now 'Discontinued' on the current EDBC with the reason 'Failed to comply: Audit'.
 - b. County-specific information:

County	Action	Document Description	Number	Template
Alameda	Discontinuance	GA Disc - Audit Requirement - 180 Day Sanction	043 1 (10/10)	12652

2.29.3.4 Project Requirements

DDID 2314	DDID Description	How DDID Requirement Met	Rule Flow Diagram
	[Business Rule: {QC/AUDIT applies} CalSAWS must determine whether the individual cooperating with QC is applicable or not.]	The rule 'Determine if a person should be sanctioned based on QC/Audit cooperation.' Will meet this requirement.	The following rule is stated in the business flow diagram and admin matrix
	[Business Rule: {Client cooperating with QC and Audit} CalSAWS must determine whether the individual cooperating with QC/Audit is applicable or not for an ongoing case.]	The rule 'Sanction the person if they are not cooperating with Audit and have no good cause.' Will meet this requirement.	The following rule is stated in the business flow diagram and admin matrix
	[Business Rule: {Client not cooperating with QC, then sanction} CalSAWS must determine whether the individual not cooperating with QC has a good cause or not.]	The rule 'Sanction the person if they are not cooperating with QC and have not good cause.' Will meet this requirement.	The following rule is stated in the business flow diagram and admin matrix

2.29.4 Probation Functionality

2.29.4.1 County Admin Matrix - Probation

2.29.4.1.1 Overview

A new County Admin Detail page for Probation will be created. This page is viewed by the County Administrator to view the list of rules applicable for the Probation functionality to their county.

2.29.4.1.2 Description of Changes

- The Admin page matrix for Probation will have the below functional categories and its associated flag turned on or off based on the current GA/GR functionality for each County
- The activate switch Yes/No indicate if that functionality is applicable to the displayed county.
- The functionality is effective dated with begin and end date
- The rule functionality can be viewed as of a date using the view date

Rule Description	Alameda	Contra Costa	Fresno	Orange	Placer	Sacramento	San Diego	San Francisco	San Luis	San Mateo	Santa Barbara	Santa Clara	Santa Cruz	Solano	Sonoma	Tulare	Ventura	Yolo
Fail the person if they violated their probation/parole.	Y	Y	Y	Y	Y	Y	Y	N	Y	Y	N	Y	Y	Y	Y	Y	Y	Y

Below is the corresponding CalWIN rule number mapped to CalSAWS rules.

CalWIN Rule	CalSAWS Rule
EDX104C001	Fail the person if they violated their probation/parole.

2.29.4.2 EDBC Changes

2.29.4.2.1 Overview

This section will provide the Eligibility Rules flow for Probation /Program Person Eligibility that can be filtered for each CalWIN County

2.29.4.2.2 Description of Change

Probation Rules Flow Diagram:

A Consolidated Rules Flow Visio document will be provided as a separate Attachment in addition to this design Document that will depict the rules for a selected County. Reference **Appendix 6.1 Rules Flow Diagram** '[Viewing Visio Document in Internet Explorer](#)' for instruction on how to access Visio.

The following Data Collection elements will be used by this Rule Flow.

CalWIN Field	CalSAWS Field	Type	Location Details
Probation for Parole Violator	Type: Felony/Violation Reason: Probation/ Parole Violator	Existing	Non-Compliance List
Type of felony	Type: Felony/Violation Reason: All reasons	Existing	Non-Compliance List

Existing Program/Person Status:

The following existing program/person status reason will be leveraged by this rule flow when the following conditions are met.

1. The existing program/person status reason CT73_C3 'Probation/Parole Violator' will be set as a display status reason when all of the following conditions are met.
 - a. The individual has a non-compliance:
 - i. Non-compliance type: Felony/Violation entry
 - ii. Non-compliance reason: 'Probation/Parole Violator'.
 - b. The Rule 'Fail the person if they violated their probation/parole' is active.

Category	Short Description
73	Probation/Parole Violator

Please refer the [Rules Flow Diagram](#) in the Appendix section on how to open and navigate the Visio diagram

2.29.4.3 Correspondence

2.29.4.3.1 Overview

This section describes the Notice of Action (NOA) triggers that will be created depending on the resulting EDBC reason code in the previous sections. Notices only trigger from certain reason codes listed in this section.

The reason codes listed in the rule recommendations are formatted as <CalWIN Reason Code> - <CalSAWS EDBC Display Reason>. The trigger condition describes the statuses and reasons in which the notice will trigger for. The county-specific information describes which counties and actions the notices will generate for, as well as the document name and number that will be displayed on the distributed documents page. The template column determines how notices are grouped when generated.

2.29.4.3.2 Description of Change

1. Reason Code: XAN044 - Probation/Parole Violator

a. Trigger Condition

i. This notice generates for the applicable counties when an individual was 'Pending' and is now 'Denied' on the current EDBC with the reason 'Probation/Parole Violator'.

or

ii. An individual was 'Active' in the previous saved EDBC and is now 'Discontinued' on the current EDBC with the reason 'Probation/Parole Violator'.

b. Person Level Reason

c. County-specific information:

County	Action	Document Description	Number	Template
Alameda	Discontinuance	GA Disc - Individuals With Felony Warrant/Parole Violation	027 2 (10/10)	12652
Alameda	Denial	GA Denial - Felony Warrant or Parole/Probation	111 2 (11/08)	11462
Contra Costa	Discontinuance	GA Discontinuance - Fleeing Felon, Parole/Probation Violation	014 2	11524
Contra Costa	Denial	GA Denial - Fleeing Felon, Parole/Probation Violation	109 2	11512
Orange	Discontinuance	GR Disc - Probation/Parole Violation.	052 B	11600
Orange	Denial	GR Denial - Probation/Parole Violation	152 C	11608
Placer	Denial	Drug Conviction, Fleeing Felon or Parole/Probation Violator	145-1	608582
Sacramento	Discontinuance	DISCONTINUANCE-Variou Reasons	CDS 013-1	12450
Sacramento	Denial	GA-Denial-Variou Non-Financial Reason	CDS 112-1	11787
Santa Cruz	Discontinuance	GA Disc - Drug Felon, Fleeing Felon or Parole/Probation Violator	021-C (06/02)	12094
Santa Cruz	Denial	Denial - GA Denial Due to Fleeing Felon Status	130-B	610717

Yolo	Discontinuance	General Assistance Discontinuance - CalWORKs Exclusions	010-3	12247
Yolo	Denial	General Assistance Denial - CalWORKs Exclusions	125-3	12240

2.29.4.4 Project Requirements

DDID 2314	DDID Description	How DDID Requirement Met	Rule Flow Diagram
	[Business Rule: {Indiv is a Probation/Parole Violator} CalSAWS must fail an individual who is a probation or parole violator for GA/GR.]	The rule 'Fail the person if they violated their probation/parole.' Will meet this requirement.	The following rule is stated in the business flow diagram and admin matrix

2.29.5 Drug Felon Functionality

2.29.5.1 County Admin Matrix - Drug Felon

2.29.5.1.1 Overview

A new County Admin Detail page for Drug Felon will be created. This page is viewed by the County Administrator to view the list of rules applicable for the Drug Felon functionality to their county.

2.29.5.1.2 Description of Changes

- The Admin page matrix for Drug Felon will have the below functional categories and its associated flag turned on or off based on the current GA/GR functionality for each County.
- The activate switch Yes/No indicate if that functionality is applicable to the displayed county.
- The functionality is effective dated with begin and end date.
- The rule functionality can be viewed as of a date using the view date.

Rule Description	Alameda	Contra Costa	Fresno	Orange	Placer	Sacramento	San Diego	San Francisco	San Luis	San Mateo	Santa Barbara	Santa Clara	Santa Cruz	Solano	Sonoma	Tulare	Ventura	Yolo
Aid Drug Felon.	Y	N	Y	Y	Y	Y	N	Y	Y	Y	Y	Y	N	Y	N	N	Y	N
Consider person as a drug felon if convicted after the	N	Y	N	N	N	N	Y	N	N	Y	N	Y	Y	N	Y	Y	N	Y

county defined date.																			
Fail person convicted of drug felony after the county defined date.	N	N	N	N	N	N	N	N	N	N	N	N	N	N	N	N	N	N	N
Fail person with drug felony after county defined date.	N	N	N	N	N	N	N	N	N	N	N	N	N	N	N	Y	N	N	

Below is the corresponding CalWIN rule number mapped to CalSAWS rules.

CalWIN Rule	CalSAWS Rule
EDX108C001	Aid Drug Felon.
EDX108C002	Consider person as a drug felon if convicted after the county defined date.
EDX108C003	Fail person convicted of drug felony after the county defined date.
EDX108C005	fail person with drug felony after county defined date.

2.29.5.2 EDBC Changes

2.29.5.2.1 Overview

This section will provide the Eligibility Rules flow for Drug Felon /Program Person Eligibility that can be filtered for each CalWIN County

2.29.5.2.2 Description of Change

Drug Felon Rules Flow Diagram:

A Consolidated Rules Flow Visio document will be provided as a separate Attachment in addition to this design Document that will depict the rules for a selected County. Reference **Appendix 6.1 Rules Flow Diagram** '[Viewing Visio Document in Internet Explorer](#)' for instruction on how to access Visio.

The following Data Collection elements will be used by this Rule Flow.

CalWIN Field	CalSAWS Field	Type	Location Details
Drug Felon	Type: IPV/Fraud Reason: Drug	Existing	Eligibility Non-Compliance Detail
Date of Conviction	Date Convicted	Existing	Eligibility Non-Compliance Detail

Existing Program/Person Status:

The following existing program/person status reason will be leveraged by this rule flow when the following conditions are met.

1. The existing program/person status reason CT73 QC 'Drug Felon' will be set as a display status reason when all of the following conditions are met.
 - a. The individual has a non-compliance entry:
 - i. Non-compliance Type: IPV/Fraud.
 - ii. Non-compliance Reason: Drug.
 - b. The following is not true:
 - i. The rule 'Aid Drug Felon.' is active.
 - ii. The county is San Francisco (SFO) and GR sub program is Age Exempt.
 - c. The rule 'Consider person as a drug felon if convicted after the county defined date.' is active.
 - d. The rule 'fail person with drug felony after county defined date.' is active.
 - e. The individual's date convicted for drug felony is after the county reference convicted start date for drug felony.

Category	Short Description
73	Drug Felon

New Program/Person Status:

New Program/Person Status Reasons will be added to be used by this Rule Flow. The following reasons will set to the program/person level when the following conditions are met:

1. The new program/person status reason CT73 'Drug Felon (GA)' will be set as a display status reason when all the following conditions:
 - a. The individual has a non-compliance entry:
 - i. Non-compliance Type: IPV/Fraud
 - ii. Non-compliance Reason: Drug
 - b. All of the following is not true:
 - i. The rule 'Aid Drug Felon.' is active.
 - ii. The county is San Francisco (SFO) and GR sub program is Age Exempt.
 - c. The rule 'Consider person as a drug felon if convicted after the county defined date.' is not active.
 - d. The rule 'Fail person convicted of drug felony after the county defined date.' is not active.

Category	Short Description
73	Drug Felon (GA)

2. The new program/person status reason CT73 'Drug Felon Committed After County Date' will be set as a display status reason when all the following conditions:
 - a. The individual has a non-compliance entry:
 - i. Non-compliance Type: IPV/Fraud
 - ii. Non-compliance Reason: Drug
 - b. All of the following is not true:
 - i. The rule 'Aid Drug Felon.' is active.
 - ii. The county is San Francisco (SFO) and GR sub program is Age Exempt.
 - c. The rule 'Consider person as a drug felon if convicted after the county defined date.' is not active.
 - d. The rule 'Fail person convicted of drug felony after the county defined date.' is active.
 - e. The individual's Date Crime Committed, and Date convicted for drug felony is after the county reference committed effective start date and the convicted effective start date for drug felony respectively.

Category	Short Description
73	Drug Felon Committed After County Date

Please refer the [Rules Flow Diagram](#) in the Appendix section on how to open and navigate the Visio diagram

2.29.5.3 Correspondence

2.29.5.3.1 Overview

This section describes the Notice of Action (NOA) triggers that will be created depending on the resulting EDBC reason code in the previous sections. Notices only trigger from certain reason codes listed in this section.

The reason codes listed in the rule recommendations are formatted as <CalWIN Reason Code> - <CalSAWS EDBC Display Reason>. The trigger condition describes the statuses and reasons in which the notice will trigger for. The county-specific information describes which counties and actions the notices will generate for, as well as the document name and number that will be displayed on the distributed documents page. The template column determines how notices are grouped when generated.

2.29.5.3.2 Description of Change

1. Reason Code: XAN061 - Drug Felon (GA)

- a. Trigger Condition
 - i. This notice generates for the applicable counties when an individual was 'Pending' and is now 'Denied' on the current EDBC with the reason 'Drug Felon (GA)'.
- b. Person Level Reason
- c. County-specific information:

County	Action	Document Description	Number	Template
Placer	Denial	Drug Conviction, Fleeing Felon or Parole/Probation Violator	145-1	608582
Yolo	Denial	General Assistance Denial - CalWORKs Exclusions	125-3	12240

2. Reason Code: XAN031 – Drug Felon

- a. Trigger Condition
 - i. This notice generates for the applicable counties when an individual was 'Pending' and is now 'Denied' on the current EDBC with the reason 'Drug Felon'.
 - or
 - ii. An individual was 'Active' in the previous saved EDBC and is now 'Discontinued' on the current EDBC with the reason 'Drug Felon'.
- b. Person Level Reason
- c. County-specific information:

County	Action	Document Description	Number	Template
Santa Cruz	Discontinuance	GA Disc - Drug Felon, Fleeing Felon or Parole/Probation Violator	021-C (06/02)	12094
Santa Cruz	Denial	Denial - GA Denial Due To Felony Drug Conviction	124-C	610713

3. Reason Code: XAN069 - Drug Felon committed after county date

- a. Trigger Condition
 - i. This notice generates for the applicable counties when an individual was 'Pending' and is now 'Denied' on the current EDBC with the reason 'Drug felon committed after county date'.
 - or
 - ii. An individual was 'Active' in the previous saved EDBC and is now 'Discontinued' on the current EDBC with the reason 'Drug felon committed after county date'.
- b. Person Level Reason
- c. County-specific information:

County	Action	Document Description	Number	Template
--------	--------	----------------------	--------	----------

Contra Costa	Discontinuance	GA Discontinuance - Drug Felon	012 2	11524
Contra Costa	Denial	GA Denial - Felony Drug/Connected to CalWORKs	111 3	607363

2.29.5.4 Project Requirements

DDID 2314	DDID Description	How DDID Requirement Met	Rule Flow Diagram
	[Business Rule: {County aids Drug Felon} CalSAWS must determine if a drug felon is eligible for GA/GR.]	The rule 'Aid Drug Felon.' Will meet this requirement.	The following rule is stated in the business flow diagram and admin matrix
	[Business Rule: {Indv is a drug felon convicted after a county defined date} CalSAWS must determine GA/GR eligibility for a client with a drug felony conviction after a county defined felony date.]	The rule 'Consider person as a drug felon if convicted after the county defined date.' Will meet this requirement.	The following rule is stated in the business flow diagram and admin matrix
	[Business Rule: {Indv is a drug felon convicted after a county defined date and is Contra Costa or San Diego} CalSAWS must fail a GA/GR client convicted of a drug felony.]	The rule 'Fail person convicted of drug felony after the county defined date.' Will meet this requirement.	The following rule is stated in the business flow diagram and admin matrix
	[Business Rule: {Convicted of a drug felony} CalSAWS must pass or fail a GA/GR client based on the county defined felony date.]	The rule 'fail person with drug felony after county defined date.' Will meet this requirement.	The following rule is stated in the business flow diagram and admin matrix

2.29.6 Fraud Prevention Functionality

2.29.6.1 County Admin Matrix - Fraud Prevention

2.29.6.1.1 Overview

A new County Admin Detail page for Fraud Prevention will be created. This page is viewed by the County Administrator to view the list of rules applicable for the Fraud Prevention functionality to their county.

2.29.6.1.2 Description of Changes

- a. The Admin page matrix for Fraud Prevention will have the below functional categories and its associated flag turned on or off based on the current GA/GR functionality for each County
- b. The activate switch Yes/No indicate if that functionality is applicable to the displayed county.
- c. The functionality is effective dated with begin and end date
- d. The rule functionality can be viewed as of a date using the view date

Rule Description	Alameda	Contra Costa	Fresno	Orange	Placer	Sacramento	San Diego	San Francisco	San Luis Obispo	San Mateo	Santa Barbara	Santa Clara	Santa Cruz	Solano	Sonoma	Tulare	Ventura	Yolo
Allow Fraud Prevention as a determination factor in eligibility.	Y	Y	N	Y	Y	Y	Y	Y	Y	N	Y	Y	N	Y	N	Y	Y	Y
Fail person who is not cooperating with fraud prevention.	N	Y	N	N	Y	N	N	N	Y	N	Y	Y	N	Y	N	Y	N	Y
Fail applicants for non-cooperation with Fraud Prevention.	Y	N	N	N	N	Y	N	N	N	N	N	N	N	N	N	N	N	N
Allow good cause for not cooperating with fraud prevention.	N	N	N	Y	N	N	N	N	N	N	N	N	N	N	N	N	N	N

Below is the corresponding CalWIN rule number mapped to CalSAWS rules.

CalWIN Rule	CalSAWS Rule
EDX106C001	Allow Fraud Prevention as a determination factor in eligibility.
EDX106C003	Fail person who is not cooperating with fraud prevention.
EDX106C004	Fail applicants for non-cooperation with Fraud Prevention.
EDX106C005	Allow good cause for not cooperating with fraud prevention.

2.29.6.2 EDBC Changes

2.29.6.2.1 Overview

This section will provide the Eligibility Rules flow for Fraud Prevention /Program Person Eligibility that can be filtered for each CalWIN County.

2.29.6.2.2 Description of Change

Fraud Prevention Rules Flow Diagram:

A Consolidated Rules Flow Visio document will be provided as a separate Attachment in addition to this design Document that will depict the rules for a selected County. Reference **Appendix 6.1 Rules Flow Diagram** '[Viewing Visio Document in Internet Explorer](#)' for instruction on how to access Visio.

The following Data Collection elements will be used by this Rule Flow.

CalWIN Field	CalSAWS Field	Type	Location Details
Non-cooperation with Fraud Prevention	Non-compliance Type: IPV/Fraud Non-compliance Reason: Non-cooperation	New	Eligibility Non-Compliance Detail
Type	Type	Existing	Eligibility Non-Compliance Detail
Good Cause	Good Cause	New	Eligibility Non-Compliance Detail

New Program/Person Status:

New Program/Person Status Reasons will be added to be used by this Rule Flow. The following reasons will set to the program/person level when the following conditions are met:

1. The new program/person status reason CT73 'Non-Comply with Fraud Prevention' will be set as a display status reason when all the following conditions in either A or B are met:
 - A. All the conditions are met:
 - a. The rule 'Allow Fraud Prevention as a determination factor in eligibility.' is active and the individual has a non-compliance entry.
 - b. The individual has the non-compliance entry :
 - i. Non-compliance Type: IPV/Fraud
 - ii. Non-compliance Reason: Non-cooperation

- c. The rule 'Fail person who is not cooperating with fraud prevention.' is not active.
 - d. The rule 'Fail applicants for non-cooperation with Fraud Prevention.' is not active.
 - e. The rule 'Allow good cause for not cooperating with fraud prevention.' is active.
 - f. The individual has a good cause for Non-compliance:
 - i. Non-compliance Type: IPV/Fraud
 - ii. Non-compliance Reason: Non-cooperation
 - g. The good cause reason selected is not applicable for that county.
- B. All the conditions are met:
- a. The rule 'Allow Fraud Prevention as a determination factor in eligibility.' is active and the individual has a non-compliance entry.
 - b. The individual has the non-compliance entry:
 - i. Non-compliance Type: IPV/Fraud
 - ii. Non-compliance Reason: Non-cooperation
 - c. The rule 'Fail person who is not cooperating with fraud prevention.' is not active.
 - d. The rule 'Fail applicants for non-cooperation with Fraud Prevention.' is active.
 - e. The program is ongoing.
 - f. The individual is receiving Aid-in-kind.
- C. All the conditions are met:
- a. The rule 'Allow Fraud Prevention as a determination factor in eligibility.' is active and the individual has a non-compliance entry.
 - b. The individual Non-compliance entry:
 - i. Non-compliance Type: IPV/Fraud
 - ii. Non-compliance Reason: Non-cooperation
 - c. The rule 'Fail person who is not cooperating with fraud prevention.' is active.

Category	Short Description
73	Non-Comply with Fraud Prevention

2. The new program/person status reason CT73 'Non-Compliant' will be set as a display status reason when all the following conditions in either A or B are met:
- A. All the conditions are met:
- a. The rule 'Allow Fraud Prevention as a determination factor in eligibility.' is active and the individual has a non-compliance entry.
 - b. The individual has the non-compliance entry:
 - i. Non-compliance Type: IPV/Fraud

- ii. Non-compliance Reason: Non-cooperation
- c. The rule 'Fail person who is not cooperating with fraud prevention.' is not active.
- d. The rule 'Fail applicants for non-cooperation with Fraud Prevention.' is active.
- e. The program is intake.
- B. All the conditions are met:
 - a. The rule 'Allow Fraud Prevention as a determination factor in eligibility.' is active and the individual has a non-compliance entry.
 - b. The individual has the non-compliance entry:
 - i. Non-compliance Type: IPV/Fraud
 - ii. Non-compliance Reason: Non-cooperation
 - c. The rule 'Fail person who is not cooperating with fraud prevention.' is not active.
 - d. The rule 'Fail applicants for non-cooperation with Fraud Prevention.' is active.
 - e. The program is ongoing.
 - f. The individual is not receiving Aid-in-kind.

Category	Short Description
73	Non-Compliant

Please refer the [Rules Flow Diagram](#) in the Appendix section on how to open and navigate the Visio diagram

2.29.6.3 Correspondence

2.29.6.3.1 Overview

This section describes the Notice of Action (NOA) triggers that will be created depending on the resulting EDBC reason code in the previous sections. Notices only trigger from certain reason codes listed in this section.

The reason codes listed in the rule recommendations are formatted as <CalWIN Reason Code> - <CalSAWS EDBC Display Reason>. The trigger condition describes the statuses and reasons in which the notice will trigger for. The county-specific information describes which counties and actions the notices will generate for, as well as the document name and number that will be displayed on the distributed documents page. The template column determines how notices are grouped when generated.

2.29.6.3.2 Description of Change

1. Reason Code: XAN029 – Non-Comply with fraud prevention
 - a. Trigger Condition

- i. This notice generates for the applicable counties when an individual was 'Active' in the previous saved EDBC and is now 'Discontinued' on the current EDBC with the reason 'Non Comply with fraud prevention'.
- b. Person Level Reason
- c. County-specific information:

County	Action	Document Description	Number	Template
Contra Costa	Discontinuance	GA - Provided Fraudulent Information - 6 Month POI	004 0 (12/97)	610772
Sacramento	Discontinuance	Disc - Fraud Sanction - Civil or Criminal Court Order	CDS 478-0 (08/97)	608042

2.29.6.4 Project Requirements

DDID 2314	DDID Description	How DDID Requirement Met	Rule Flow Diagram
	[Business Rule: {Fraud Prevention applies} CalSAWS must determine if the GA/GR individual is cooperating with fraud prevention.]	The rule 'Allow Fraud Prevention as a determination factor in eligibility' Will meet this requirement.	The following rule is stated in the business flow diagram and admin matrix
	[Business Rule: {Fail for non-cooperation with Fraud Prevention} CalSAWS must fail the non-complaint GA/GR individual for non-cooperation with fraud prevention.]	The rule 'Fail person who is not cooperating with fraud prevention 'Will meet this requirement.	The following rule is stated in the business flow diagram and admin matrix
	[Business Rule: {Fail applicants for non-cooperation with Fraud Prevention} CalSAWS must determine fail or pass the GA/GR individual receiving Aid Inkind on an intake case.]	The rule 'Fail applicants for non- non-cooperation with Fraud Prevention ' Will meet this requirement.	The following rule is stated in the business flow diagram and admin matrix

DDID 2314	DDID Description	How DDID Requirement Met	Rule Flow Diagram
	[Business Rule: {Good Cause allowed for non-cooperation with Fraud Prevention} CalSAWS must allow good cause for an individual on a GA/GR case who does not comply with fraud prevention.]	The rule 'Allow good cause for not cooperating with fraud prevention' Will meet this requirement	The following rule is stated in the business flow diagram and admin matrix

DRAFT

2.29.7 Striker Functionality

2.29.7.1 County Admin Matrix - Striker

2.29.7.1.1 Overview

A new County Admin Detail page for Striker will be created. This page is viewed by the County Administrator to view the list of rules applicable for the Striker functionality to their county.

2.29.7.1.2 Description of Changes

- The Admin page matrix for Striker will have the below functional categories and its associated flag turned on or off based on the current GA/GR functionality for each County
- The activate switch Yes/No indicate if that functionality is applicable to the displayed county.
- The functionality is effective dated with begin and end date
- The rule functionality can be viewed as of a date using the view date

Rule Description	Alameda	Contra Costa	Fresno	Orange	Placer	Sacramento	San Diego	San Francisco	San Luis	San Mateo	Santa Barbara	Santa Clara	Santa Cruz	Solano	Sonoma	Tulare	Ventura	Yolo
County does not aid Strikers.	N	N	Y	N	Y	Y	N	N	Y	Y	Y	Y	Y	N	N	Y	Y	Y
Fail active striker without good cause.	Y	N	N	N	N	N	N	Y	N	N	N	N	N	N	N	N	N	N

Fail strikers without a good cause.	N	Y	N	N	N	N	N	N	N	N	N	N	N	N	N	Y	Y	N	N	N
-------------------------------------	---	---	---	---	---	---	---	---	---	---	---	---	---	---	---	---	---	---	---	---

Below is the corresponding CalWIN rule number mapped to CalSAWS rules.

CalWIN Rule	CalSAWS Rule
EDX113C001	Fail active striker without good cause.
EDX113C002	County does not aid Strikers.
EDX113C003	Fail strikers without a good cause.

* Please note the following rule will not be migrated over. For the corresponding reason.

CalWIN Rule	CalWIN Description	Reason
EDX113C004	Striker-Orange	Not Used

2.29.7.2 EDBC Changes

2.29.7.2.1 Overview

This section will provide the Eligibility Rules flow for Striker /Program Person Eligibility that can be filtered for each CalWIN County

2.29.7.2.2 Description of Change

Striker Rules Flow Diagram:

A Consolidated Rules Flow Visio document will be provided as a separate Attachment in addition to this design Document that will depict the rules for a selected County. Reference **Appendix 6.1 Rules Flow Diagram** '[Viewing Visio Document in Internet Explorer](#)' for instruction on how to access Visio.

The following Data Collection elements will be used by this Rule Flow.

CalWIN Field	CalSAWS Field	Type	Location Details
Striker Status	Striker	Existing	Striker Detail
Begin Date	Begin Date	Existing	Striker Detail
Good Cause	Good Cause	New	Eligibility Non-Compliance Detail

Striker Sanction:

To create a Striker, sanction a Non-Compliance entry will need to be created in the Eligibility Non-Compliance Detail page with the following type and reason:

- a. Non-Compliance Type: Volunteer Quit/Striker
- b. Non-Compliance Reason: Striker

Existing Program/Person Status:

The following existing program/person status reason will be leveraged by this rule flow when the following conditions are met.

1. The existing program/person status reason CT73 20 'Striker' will be set as a display status reason when all of the following conditions are met in either A, B or C are met.
 - A. All the conditions are met:
 - a. There is at least one entry in Striker Detail.
 - b. The individual has a striker entry and its effective for the benefit month.
 - c. The rule 'Fail active striker without good cause.' Is active.
 - d. There is no good cause for the strike.
 - B. All the conditions are met:
 - a. There is at least one entry in Striker Detail.
 - b. The individual entry is not effective for the benefit month or the rule 'Fail active striker without good cause.' is not active.
 - c. The rule 'County does not aid Strikers' is active.
 - C. All the conditions are met:
 - a. There is at least one entry in Striker Detail.
 - b. The individual entry is not effective for the benefit month or the rule 'Fail active striker without good cause.' is not active.
 - c. The rule 'County does not aid Strikers' is not active.
 - d. There is no good cause for strike.
 - e. The rule 'Fail strikers without a good cause.' is not active
 - f. The program is intake.

Category	Short Description
73	Striker

New Program/Person Status:

New Program/Person Status Reasons will be added to be used by this Rule Flow. The following reasons will set to the program/person level when the following conditions are met:

1. The new program/person status reason CT73 'Striker No Good Cause' will be set as a display status reason when all the following conditions:
 - a. There is at least one entry in Striker Detail.
 - b. The individual entry is not effective for the benefit month or the rule 'Fail active striker without good cause.' is not active.
 - c. The rule 'County does not aid Strikers' is not active.
 - d. There is no good cause for strike.

e. The rule 'Fail strikers without a good cause.' is active.

Category	Short Description
73	Striker No Good Cause

2. The new program/person status reason CT73 'Sanction - Striker' will be set as a display status reason when all the following conditions:
 - a. There is at least one entry in Striker Detail.
 - b. The individual entry is not effective for the benefit month or the rule 'Fail active striker without good cause.' is not active.
 - c. The rule 'County does not aid Strikers' is not active.
 - d. There is no good cause for strike.
 - e. The rule 'Fail strikers without a good cause.' is not active
 - f. The program is not intake.

Category	Short Description
73	Sanction - Striker

Please refer the [Rules Flow Diagram](#) in the Appendix section on how to open and navigate the Visio diagram

2.29.7.3 Correspondence

2.29.7.3.1 Overview

This section describes the Notice of Action (NOA) triggers that will be created depending on the resulting EDBC reason code in the previous sections. Notices only trigger from certain reason codes listed in this section.

The reason codes listed in the rule recommendations are formatted as <CalWIN Reason Code> - <CalSAWS EDBC Display Reason>. The trigger condition describes the statuses and reasons in which the notice will trigger for. The county-specific information describes which counties and actions the notices will generate for, as well as the document name and number that will be displayed on the distributed documents page. The template column determines how notices are grouped when generated.

2.29.7.3.2 Description of Change

1. Reason Code: XAN047 - Striker
 - a. Trigger Condition
 - i. This notice generates for the applicable counties when an individual was 'Pending' and is now 'Denied' on the current EDBC with the reason 'Striker'.
 - b. Person Level Reason

c. County-specific information:

County	Action	Document Description	Number	Template
Sacramento	Denial	GA-Denial-Variou Non-Financial Reason	CDS 112-1	11787

2.29.7.4 Project Requirements

DDID 2314	DDID Description	How DDID Requirement Met	Rule Flow Diagram
	[Business Rule:{ County does not aid Strikers} CalSAWS must not aid Strikers for GA/GR.]	The rule 'County does not aid Strikers ' Will meet this requirement	The following rule is stated in the business flow diagram and admin matrix
	[Business Rule:{ Striker without good cause} CalSAWS must allow good cause for an individual who is a striker who has applied for GA/GR.]	The rule 'Fail strikers without a good cause. ' Will meet this requirement	The following rule is stated in the business flow diagram and admin matrix

2.29.8 Voluntary Quit Functionality

2.29.8.1 County Admin Matrix - Voluntary Quit

2.29.8.1.1 Overview

A new County Admin Detail page for Voluntary Quit will be created. This page is viewed by the County Administrator to view the list of rules applicable for the Voluntary Quit functionality to their county.

2.29.8.1.2 Description of Changes

- The Admin page matrix for Voluntary Quit will have the below functional categories and its associated flag turned on or off based on the current GA/GR functionality for each County
- The activate switch Yes/No indicate if that functionality is applicable to the displayed county.
- The functionality is effective dated with begin and end date
- The rule functionality can be viewed as of a date using the view date

Rule Description	Alameda	Contra Costa	Fresno	Orange	Placer	Sacramento	San Diego	San Francisco	San Luis	San Mateo	Santa Barbara	Santa Clara	Santa Cruz	Solano	Sonoma	Tulare	Ventura	Yolo
Determine if Volunteer Job Quit should be considered	Y	Y	N	Y	Y	Y	Y	Y	Y	N	Y	Y	Y	Y	Y	Y	Y	Y
Allow good cause for applicant	Y	N	N	N	N	N	N	N	N	N	N	N	N	N	N	N	N	N
Sanction individual for volunteer quit trigger Notice of Action.	N	N	N	N	N	N	N	N	N	N	N	N	N	Y	N	N	N	N
Sanction voluntary quit no good cause.	N	N	N	N	N	N	N	Y	N	N	Y	N	N	N	N	N	N	N
Sanctioned individual cured of volunteer quit.	N	N	N	N	N	Y	N	N	N	N	N	N	N	N	N	N	N	N
Sanction individual for volunteer quit do not trigger Notice of Action	N	N	N	Y	N	N	N	N	N	N	N	N	N	N	N	N	N	N
Fail individual who re-applies within 12 months after ending sanction.	N	N	N	N	N	N	N	N	N	N	N	N	N	N	N	N	N	N
Sanction the individual if they are not cured of voluntary quit.	N	N	N	N	N	N	N	N	N	N	N	N	N	N	N	N	N	Y
Sanction individual voluntary quit their job.	N	N	N	N	Y	N	N	N	N	N	N	N	N	N	N	N	N	N
Allow good cause for Volunteer Quit	N	N	N	N	N	N	N	N	N	N	N	Y	N	N	N	N	N	N
Voluntary Job Quit – Santa Cruz, Solano.	N	N	N	N	N	N	N	N	N	N	N	N	Y	Y	N	N	N	N

Below is the corresponding CalWIN rule number mapped to CalSAWS rules.

CalWIN Rule	CalSAWS Rule
EDX118C001	Determine if Volunteer Job Quit should be considered
EDX118C002	Allow good cause for applicant
EDX118C003	Sanction voluntary quit no good cause.
EDX118C005	Sanction individual for volunteer quit trigger Notice of Action.

EDX118C009	Sanctioned individual cured of volunteer quit.
EDX118C004	Voluntary Job Quit – Santa Cruz, Solano.
EDX118C010 & EDX118C012	Sanction individual for volunteer quit do not trigger Notice of Action.
EDX118C006	Fail individual who re-applies within 12 months after ending sanction.
EDX118C007	Sanction the individual if they are not cured of voluntary quit.
EDX118C008	Sanction individual voluntary quit their job.
EDX118C011	Allow good cause for Volunteer Quit.

The tables below show the combined rules and the combined indicators in the admin matrix format:

Rule Description	Alameda	Contra Costa	Fresno	Orange	Placer	Sacramento	San Diego	San Francisco	San Luis	San Mateo	Santa Barbara	Santa Clara	Santa Cruz	Solano	Sonoma	Tulare	Ventura	Yolo
Sanction individual for volunteer quit do not trigger Notice of Action	N	N	N	Y	N	N	N	N	N	N	N	N	Y	Y	N	N	N	N
CalWIN Rule																		
EDX118C010	N	N	N	Y	N	N	N	N	N	N	N	N	N	N	N	N	N	N
EDX118C012	N	N	N	Y	N	N	N	N	N	N	N	N	N	N	N	N	N	N

Leverage Rule

Below is the corresponding leveraged CalWIN rule County Admin Matrix and the CalWIN number mapped to CalSAWS rules

Rule Description	Alameda	Contra Costa	Fresno	Orange	Placer	Sacramento	San Diego	San Francisco	San Luis Obispo	San Mateo	Santa Barbara	Santa Clara	Santa Cruz	Solano	Sonoma	Tulare	Ventura	Yolo
Earned income method 3 - Fresno Only	N	N	Y	N	N	N	N	N	N	N	N	N	N	N	N	N	N	N
Mandatory Program Requirements - Fail individual who previously was an Aid-In-Kind recipient	N	N	N	N	N	Y	N	N	N	N	N	N	N	N	N	N	N	N

Determine GR grant amount based on program, number of persons and BDA.	N	N	N	N	N	N	N	Y	N	N	N	N	N	N	N	N	N	N	N	N
--	---	---	---	---	---	---	---	---	---	---	---	---	---	---	---	---	---	---	---	---

CalWIN Rule	CalSAWS Rule
EDX309C003	Earned income method 3 - Fresno Only
EDX111C005	Mandatory Program Requirements - Fail individual who previously was an Aid-In-Kind recipient
EDX321C005	Determine GR grant amount based on program, number of persons and BDA.

* Please note the following rule will not be migrated over. For the corresponding reason.

CalWIN Rule	CalWIN Description	Reason
EDX118C013	Apply 30 day penalty from date of application	Not Used

2.29.8.2 EDBC Changes

2.29.8.2.1 Overview

This section will provide the Eligibility Rules flow for Voluntary Quit /Program Person Eligibility that can be filtered for each CalWIN County

2.29.8.2.2 Description of Change

Voluntary Quit Rules Flow Diagram:

A Consolidated Rules Flow Visio document will be provided as a separate Attachment in addition to this design Document that will depict the rules for a selected County. Reference **Appendix 6.1 Rules Flow Diagram** '[Viewing Visio Document in Internet Explorer](#)' for instruction on how to access Visio.

The following Data Collection elements will be used by this Rule Flow.

CalWIN Field	CalSAWS Field	Type	Location Details
Volunteer Quit	Type: Voluntary Quit/Striker Reason: Job Quit	Existing	Eligibility Non-Compliance Detail

Good Cause	Good Cause	Existing	Eligibility Non-Compliance Detail
Reapplied within 12 months of sanction	n/a	Calculated Value	n/a
Sanction cured by getting a new job at the same pay	n/a	Calculated Value	n/a
Another County's Penalty	n/a	Calculated Value	n/a

Existing Program/Person Status:

The following existing program/person status reason will be leveraged by this rule flow when the following conditions are met.

1. The existing program/person status reason 'CT73_J1 'Refused Job Offer/Volunteer Quit Job' will be set as a display status reason when all of the following conditions are met.
 - a. The individual has a non-compliance record:
 - i. Non-compliance Type: Volunteer Quit/Strike
 - ii. Non-compliance Reason: Job Quit
 - b. Either of the conditions is true:
 - i. The program is intake and the county defined time limit for voluntary quit effective for the benefit month subtracted from the program application date is greater or equal to the non-compliance begin date.
 - ii. The individual non-compliance record begin date is before program application date and application date is in the benefit month.
 - c. The rule 'Determine if Volunteer Job Quit should be considered' is active.
 - d. The individual applied for GR.
 - e. The rule 'Allow good cause for Volunteer Quit' is not active.
 - f. The rule 'Allow good cause for applicant' is not active.
 - g. There is no good cause reason selected for the non-compliance record:
 - i. Non-compliance Type: Volunteer Quit/Striker
 - ii. Non-compliance Reason: Job Quit
 - h. The rule 'sanction voluntary quit no good cause' is not active.
 - i. The rule 'Sanction individual for volunteer quit do not trigger Notice of Action' is active.
 - j. The rule 'Sanction individual for volunteer quit trigger Notice of Action' is active.

Category	Short Description
73	Refused Job Offer/Volunteer Quit Job

2. The existing program/person status reason 'CT73_ GGY 'Refused Job Offer/Volunteer Quit Job No Show' will be set as a display status reason when all of the following conditions in either A or B are met.
- A. All the conditions are met:
- a. The individual has a non-compliance record:
 - i. Non-compliance Type: Volunteer Quit/Strike
 - ii. Non-compliance Reason: Job Quit
 - b. Either of the conditions is true:
 - i. The program is intake and the county defined time limit for voluntary quit effective for the benefit month subtracted from the program application date is greater or equal to the non-compliance begin date.
 - ii. The individual non-compliance record begin date is before program application date and application date is in the benefit month.
 - c. The rule 'Determine if Volunteer Job Quit should be considered' is active.
 - d. The individual applied for GR.
 - e. The rule 'Allow good cause for Volunteer Quit.' is not active.
 - f. The rule 'Allow good cause for applicant.' is not active.
 - g. There is no good cause reason selected for the non-compliance record:
 - i. Non-compliance Type: Volunteer Quit/Striker
 - ii. Non-compliance Reason: Job Quit
 - h. The rule 'sanction voluntary quit no good cause.' is not active.
 - i. The rule 'Sanction individual for volunteer quit do not trigger Notice of Action.' is not active.
 - j. The rule 'Fail individual who re-applies within 12 months after ending sanction.' is not active.
 - k. The rule 'Earned income method 3 - Fresno Only.' is not active.
 - l. The rule 'Sanction the individual if they are not cured of voluntary quit.' is not active.
 - m. The rule 'Sanction individual voluntary quit their job.' is active.
- B. All the conditions are met:
- a. The individual has a non-compliance record:
 - i. Non-compliance Type: Volunteer Quit/Strike
 - ii. Non-compliance Reason: Job Quit
 - b. Either of the conditions is true:
 - i. The program is intake and the county defined time limit for voluntary quit effective for the benefit month subtracted from the program application date is greater or equal to the non-compliance begin date.
 - ii. The individual non-compliance record begin date is before program application date and application date is in the benefit month.

- c. The rule 'Determine if Volunteer Job Quit should be considered.' is active.
- d. The rule 'Allow good cause for Volunteer Quit.' is active.
- e. There is a good cause for the non-compliance record:
 - i. Non-compliance Type: Volunteer Quit/Striker
 - ii. Non-compliance Reason: Job Quit

Category	Short Description
73	Refused Job Offer/Volunteer Quit Job No Show

New Program/Person Status:

New Program/Person Status Reasons will be added to be used by this Rule Flow. The following reasons will set to the program/person level when the following conditions are met:

1. The new program/person status reason CT73 'No Good Cause - Volunteer Quit' will be set as a display status reason when all the following conditions in either A, B, or C are met:
 - A. All the conditions are met:
 - a. The individual has a non-compliance record:
 - i. Non-compliance Type: Volunteer Quit/Strike
 - ii. Non-compliance Reason: Job Quit
 - b. Either of the conditions is true:
 - i. The program is intake and the county defined time limit for voluntary quit effective for the benefit month subtracted from the program application date is greater or equal to the non-compliance begin date.
 - ii. The individual non-compliance record begin date is before program application date and application date is in the benefit month.
 - c. The rule 'Determine if Volunteer Job Quit should be considered.' is active.
 - d. The individual applied for GR.
 - e. The rule 'Allow good cause for Volunteer Quit.' is not active.
 - f. The rule 'Allow good cause for applicant.' is not active.
 - g. There is no good cause reason selected for the non-compliance record:
 - i. Non-compliance Type: Volunteer Quit/Striker
 - ii. Non-compliance Reason: Job Quit
 - h. The rule 'sanction voluntary quit no good cause. 'is not active.
 - i. The rule 'Sanction individual for volunteer quit do not trigger Notice of Action.' is not active.
 - j. The rule 'Fail individual who re-applies within 12 months after ending sanction.' is not active.

- k. The rule 'Earned income method 3 - Fresno Only.' is not active.
 - l. The rule 'Sanction individual voluntary quit their job.' Is not active.
 - m. The rule 'Sanction the individual if they are not cured of voluntary quit.' is not active.
 - n. The rule 'Sanction individual voluntary quit their job.' Is not active.
 - o. The rule 'Sanctioned individual cured of volunteer quit.' is not active.
 - p. The program is intake.
- B. All the conditions are met:
- a. The individual has a non-compliance record:
 - i. Non-compliance Type: Volunteer Quit/Strike
 - ii. Non-compliance Reason: Job Quit
 - b. Either of the conditions is true:
 - i. The program is intake and the county defined time limit for voluntary quit effective for the benefit month subtracted from the program application date is greater or equal to the non-compliance begin date.
 - ii. The individual non-compliance record begin date is before program application date and application date is in the benefit month.
 - c. The rule 'Determine if Volunteer Job Quit should be considered.' is active.
 - d. The individual applied for GR.
 - e. The rule 'Allow good cause for Volunteer Quit.' is not active.
 - f. The rule 'Allow good cause for applicant.' is not active.
 - g. There is no good cause reason selected for the non-compliance record:
 - i. Non-compliance Type: Volunteer Quit/Striker
 - ii. Non-compliance Reason: Job Quit
 - h. The rule 'sanction voluntary quit no good cause. ' is not active.
 - i. The rule 'Sanction individual for volunteer quit do not trigger Notice of Action' is not active.
 - j. The rule 'Fail individual who re-applies within 12 months after ending sanction.' is active.
 - k. The program is intake.
 - l. The individual has the status reason 'Within sanction time limit' in any authorized and regular EDBC between (application date minus county defined time limit) to application date.
- C. All the conditions are met:
- a. The individual has a non-compliance record:
 - i. Non-compliance Type: Volunteer Quit/Strike
 - ii. Non-compliance Reason: Job Quit
 - b. Either of the conditions is true:

- i. The program is intake and the county defined time limit for voluntary quit effective for the benefit month subtracted from the program application date is greater or equal to the non-compliance begin date.
 - ii. The individual non-compliance record begin date is before program application date and application date is in the benefit month.
- c. The rule 'Determine if Volunteer Job Quit should be considered' is active.
 - d. The individual applied for GR.
 - e. The rule 'Allow good cause for Volunteer Quit.' is not active.
 - f. The rule 'Allow good cause for applicant.' is not active.
 - g. There is no good cause for the non-compliance record:
 - i. Non-compliance Type: Volunteer Quit/Striker
 - ii. Non-compliance Reason: Job Quit
 - h. The rule 'sanction voluntary quit no good cause.' is active.

Category	Short Description
73	No Good Cause - Volunteer Quit

- 2. The new program/person status reason 'CT73 'Sanction > 30 w/ Aid Inkind' will be set as a display status reason when all of the following conditions are met.
 - a. The individual has a non-compliance record:
 - i. Non-compliance Type: Volunteer Quit/Strike
 - ii. Non-compliance Reason: Job Quit
 - b. Either of the conditions is true:
 - i. The program is intake and the county defined time limit for voluntary quit effective for the benefit month subtracted from the program application date is greater or equal to the non-compliance begin date.
 - ii. The individual non-compliance record begin date is before program application date and application date is in the benefit month.
 - c. The rule 'Determine if Volunteer Job Quit should be considered.' is not active.
 - d. The rule 'Mandatory Program Requirements - Fail individual who previously was an Aid-In-Kind recipient.' is active.
 - e. Any individual on the case has a sanction for volunteer quit and the program is ongoing, and the individual sanction is more than 30 days and they are receiving Aid-in-kind.

Category	Short Description
73	Sanction > 30 w/ Aid Inkind

3. The new program/person status reason 'CT73 'Sanction <30 w/ Aid Inkind' will be set as a display status reason when all of the following conditions are met.
 - a. The individual has a non-compliance record:
 - i. Non-compliance Type: Volunteer Quit/Strike
 - ii. Non-compliance Reason: Job Quit
 - b. Either of the conditions is true:
 - i. The program is intake and the county defined time limit for voluntary quit effective for the benefit month subtracted from the program application date is greater or equal to the non-compliance begin date.
 - ii. The individual non-compliance record begin date is before program application date and application date is in the benefit month.
 - c. The rule 'Determine if Volunteer Job Quit should be considered.' is not active.
 - d. The rule 'Mandatory Program Requirements - Fail individual who previously was an Aid-In-Kind recipient.' is active.
 - e. Any individual on the case does not have a sanction for volunteer quit or the program is not active, or the individual sanction is less than 30 days, and they are receiving Aid-in-kind.

Category	Short Description
73	Sanction <30 w/ Aid Inkind

4. The new program/person status reason CT73 'Volunteer Quit (Self-Imposed)' will be set as a display status reason when all the following conditions:
 - a. The individual has a non-compliance record:
 - i. Non-compliance Type: Volunteer Quit/Strike
 - ii. Non-compliance Reason: Job Quit
 - b. Either of the conditions is true:
 - i. The program is intake and the county defined time limit for voluntary quit effective for the benefit month subtracted from the program application date is greater or equal to the non-compliance begin date.
 - ii. The individual non-compliance record begin date is before program application date and application date is in the benefit month.
 - c. The rule 'Determine if Volunteer Job Quit should be considered' is active.
 - d. The individual applied for GR.
 - e. The rule 'Allow good cause for Volunteer Quit.' is not active.
 - f. The rule 'Allow good cause for applicant.' is not active.
 - g. There is no good cause reason selected for the non-compliance record:
 - i. Non-compliance Type: Volunteer Quit/Striker
 - ii. Non-compliance Reason: Job Quit

- h. The 'sanction voluntary quit no good cause.' is not active.
- i. The rule 'Voluntary Job Quit – Santa Cruz, Solano.' is active.
- j. The rule 'Sanction individual for volunteer quit trigger Notice of Action' is not active.
- k. The program is intake.

Category	Short Description
73	Volunteer Quit (Self-Imposed)

5. The new program/person status reason CT73 'Volunteer Quit (Not Cured)' will be set as a display status reason when all the following conditions:
- a. The individual has a non-compliance record:
 - i. Non-compliance Type: Volunteer Quit/Strike
 - ii. Non-compliance Reason: Job Quit
 - b. Either of the conditions is true:
 - i. The program is intake and the county defined time limit for voluntary quit effective for the benefit month subtracted from the program application date is greater or equal to the non-compliance begin date.
 - ii. The individual non-compliance record begin date is before program application date and application date is in the benefit month.
 - c. The rule 'Determine if Volunteer Job Quit should be considered.' is active.
 - d. The individual applied for GR.
 - e. The rule 'Allow good cause for Volunteer Quit.' is not active.
 - f. The rule 'Allow good cause for applicant.' is not active.
 - g. There is no good cause reason selected for the non-compliance record:
 - i. Non-compliance Type: Volunteer Quit/Striker
 - ii. Non-compliance Reason: Job Quit
 - h. The rule 'sanction voluntary quit no good cause.' is not active.
 - i. The rule 'Sanction individual for volunteer quit do not trigger Notice of Action.' is not active.
 - j. The rule 'Fail individual who re-applies within 12 months after ending sanction.' is not active.
 - k. The rule 'Earned income method 3 - Fresno Only.' is not active.
 - l. The rule 'Sanction individual voluntary quit their job.' is not active.
 - m. The rule 'Sanction the individual if they are not cured of voluntary quit.' is active.

Category	Short Description
73	Volunteer Quit (Not Cured)

6. The new program/person status reason CT73 'Volunteer Quit (County Decision)' will be set as a display status reason when all the following conditions:
 - a. The individual has a non-compliance record:
 - i. Non-compliance Type: Volunteer Quit/Strike
 - ii. Non-compliance Reason: Job Quit
 - b. Either of the conditions is true:
 - i. The program is intake and the county defined time limit for voluntary quit effective for the benefit month subtracted from the program application date is greater or equal to the non-compliance begin date.
 - ii. The individual non-compliance record begin date is before program application date and application date is in the benefit month.
 - c. The rule 'Determine if Volunteer Job Quit should be considered' is active.
 - d. The individual applied for GR.
 - e. The rule 'Allow good cause for Volunteer Quit.' is not active.
 - f. The rule 'Allow good cause for applicant.' is not active.
 - g. There is no good cause reason selected for the non-compliance record:
 - i. Non-compliance Type: Volunteer Quit/Striker
 - ii. Non-compliance Reason: Job Quit
 - h. The rule 'sanction voluntary quit no good cause.' is not active.
 - i. The rule 'Sanction individual for volunteer quit do not trigger Notice of Action.' is not active.
 - j. The rule 'Fail individual who re-applies within 12 months after ending sanction.' is not active.
 - k. The rule 'Earned income method 3 - Fresno Only' is not active.
 - l. The rule 'Sanction individual voluntary quit their job.' Is not active.
 - m. The rule 'Sanction the individual if they are not cured of voluntary quit.' is not active.
 - n. The rule 'Sanctioned individual cured of volunteer quit.' is active.
 - o. The program is intake.

Category	Short Description
73	Volunteer Quit (County Decision)

7. The new program/person status reason CT73 'Volunteer Quit Job No Show(Recipient)' will be set as a display status reason when all the following conditions:
 - a. The individual has a non-compliance record:
 - i. Non-compliance Type: Volunteer Quit/Strike
 - ii. Non-compliance Reason: Job Quit
 - b. Either of the conditions is true:

- i. The program is intake and the county defined time limit for voluntary quit effective for the benefit month subtracted from the program application date is greater or equal to the non-compliance begin date.
 - ii. The individual non-compliance record begin date is before program application date and application date is in the benefit month.
- c. The rule 'Determine if Volunteer Job Quit should be considered.' is active.
 - d. The individual applied for GR.
 - e. The rule 'Allow good cause for Volunteer Quit.' is not active.
 - f. The rule 'Allow good cause for applicant.' is not active.
 - g. There is no good cause reason selected for the non-compliance record:
 - i. Non-compliance Type: Volunteer Quit/Striker
 - ii. Non-compliance Reason: Job Quit
 - h. The rule 'sanction voluntary quit no good cause.' is not active.
 - i. The rule 'Sanction individual for volunteer quit do not trigger Notice of Action.' is not active.
 - j. The rule 'Fail individual who re-applies within 12 months after ending sanction.' is active.
 - k. The program is ongoing.

Category	Short Description
73	Volunteer Quit Job No Show(Recipient)

- 8. The new program/person status reason CT73 'Quit Job' will be set as a display status reason when all the following conditions in either A, B, C or D are met:
 - A. All the conditions are met:
 - a. The individual has a non-compliance record:
 - i. Non-compliance Type: Volunteer Quit/Strike
 - ii. Non-compliance Reason: Job Quit
 - b. Either of the conditions is true:
 - i. The program is intake and the county defined time limit for voluntary quit effective for the benefit month subtracted from the program application date is greater or equal to the non-compliance begin date.
 - ii. The individual non-compliance record begin date is before program application date and application date is in the benefit month.
 - c. The rule 'Determine if Volunteer Job Quit should be considered.' is active.
 - d. The individual applied for GR.
 - e. The rule 'Allow good cause for Volunteer Quit.' is not active.
 - f. The rule 'Allow good cause for applicant.' is not active.

- g. There is no good cause reason selected for the non-compliance record:
 - i. Non-compliance Type: Volunteer Quit/Striker
 - ii. Non-compliance Reason: Job Quit
- h. The rule 'sanction voluntary quit no good cause' is not active.
- i. The rule 'Sanction individual for volunteer quit do not trigger Notice of Action' is not active.
- j. The rule 'Fail individual who re-applies within 12 months after ending sanction.' is not active.
- k. The rule 'Earned income method 3 - Fresno Only.' is not active.
- l. The rule 'Sanction individual voluntary quit their job.' Is not active.
- m. The rule 'Sanction the individual if they are not cured of voluntary quit.' is not active.
- n. The rule 'Sanctioned individual cured of volunteer quit.' is active.
- o. The program is ongoing.
- B. All the conditions are met:
 - a. The individual has a non-compliance record:
 - i. Non-compliance Type: Volunteer Quit/Strike
 - ii. Non-compliance Reason: Job Quit
 - b. Either of the conditions is true:
 - i. The program is intake and the county defined time limit for voluntary quit effective for the benefit month subtracted from the program application date is greater or equal to the non-compliance begin date.
 - ii. The individual non-compliance record begin date is before program application date and application date is in the benefit month.
 - c. The rule 'Determine if Volunteer Job Quit should be considered' is active.
 - d. The individual applied for GR.
 - e. The rule 'Allow good cause for Volunteer Quit.' is not active.
 - f. The rule 'Allow good cause for applicant.' is not active.
 - g. There is no good cause reason selected for the non-compliance record:
 - i. Non-compliance Type: Volunteer Quit/Striker
 - ii. Non-compliance Reason: Job Quit
 - h. The rule 'sanction voluntary quit no good cause.' is not active.
 - i. The rule 'Sanction individual for volunteer quit do not trigger Notice of Action' is not active.
 - j. The rule 'Fail individual who re-applies within 12 months after ending sanction.' is not active.
 - k. The rule 'Earned income method 3 - Fresno Only' is not active.

- l. The rule 'Sanction the individual if they are not cured of voluntary quit.' is not active.
 - m. The rule 'Sanction individual voluntary quit their job.' Is not active.
 - n. The rule 'Sanctioned individual cured of volunteer quit.' is not active.
 - o. The program is ongoing.
- C. All the conditions are met:
- a. The individual has a non-compliance record:
 - i. Non-compliance Type: Volunteer Quit/Strike
 - ii. Non-compliance Reason: Job Quit
 - b. Either of the conditions is true:
 - i. The program is intake and the county defined time limit for voluntary quit effective for the benefit month subtracted from the program application date is greater or equal to the non-compliance begin date.
 - ii. The individual non-compliance record begin date is before program application date and application date is in the benefit month.
 - c. The rule 'Determine if Volunteer Job Quit should be considered.' is active.
 - d. The individual applied for GR.
 - e. The rule 'Allow good cause for Volunteer Quit.' is not active.
 - f. The rule 'Allow good cause for applicant.' is not active.
 - g. There is no good cause reason selected for the non-compliance record:
 - i. Non-compliance Type: Volunteer Quit/Striker
 - ii. Non-compliance Reason: Job Quit
 - h. The rule 'sanction voluntary quit no good cause.' is not active.
 - i. The rule 'Voluntary Job Quit – Santa Cruz, Solano.' is active.
 - j. The rule 'Sanction individual for volunteer quit trigger Notice of Action.' is not active.
 - k. The program is ongoing.
- D. All the conditions are met:
- a. The individual has a non-compliance record:
 - b. Non-compliance Type: Volunteer Quit/Strike
 - c. Non-compliance Reason: Job Quit
 - d. Either of the conditions is true:
 - i. The program is intake and the county defined time limit for voluntary quit effective for the benefit month subtracted from the program application date is greater or equal to the non-compliance begin date.
 - ii. The individual non-compliance record begin date is before program application date and application date is in the benefit month.
 - e. The rule 'Determine if Volunteer Job Quit should be considered.' is active.

- f. The individual applied for GR.
- g. The rule 'Allow good cause for Volunteer Quit.' is not active.
- h. The rule 'Allow good cause for applicant.' is active.
- i. the program is intake.
- j. There is no good cause reason selected or the good cause was not valid for the that county.

Category	Short Description
73	Quit Job

8. The new program/person status reason CT73 '**Within Sanction time Limit**' will be set as a display status reason when all the following conditions are met:

- a. The individual has a non-compliance record:
 - i. Non-compliance Type: Volunteer Quit/Strike
 - ii. Non-compliance Reason: Job Quit
- b. Either of the conditions is true:
 - i. The program is intake and the county defined time limit for voluntary quit effective for the benefit month subtracted from the program application date is greater or equal to the non-compliance begin date.
 - ii. The individual non-compliance record begin date is before program application date and application date is in the benefit month.
- c. The rule 'Determine if Volunteer Job Quit should be considered.' is active.
- d. The individual applied for GR.
- e. The rule 'Allow good cause for Volunteer Quit.' is not active.
- f. The rule 'Allow good cause for applicant.' is not active.
- g. There is no good cause reason selected for the non-compliance record:
 - i. Non-compliance Type: Volunteer Quit/Striker
 - ii. Non-compliance Reason: Job Quit
- h. The rule 'sanction voluntary quit no good cause.' is not active.
- i. The rule 'Sanction individual for volunteer quit do not trigger Notice of Action.' is not active.
- j. The rule 'Fail individual who re-applies within 12 months after ending sanction.' is active.
- k. The program is intake.
- l. The individual does have the reason code XAN509 in any authorized and regular EDBC between (application date minus county defined time limit) to application date.

Category	Short Description
73	Within sanction Time Limit

Please refer the [Rules Flow Diagram](#) in the Appendix section on how to open and navigate the Visio diagram

2.29.8.3 Correspondence

2.29.8.3.1 Overview

This section describes the Notice of Action (NOA) triggers that will be created depending on the resulting EDBC reason code in the previous sections. Notices only trigger from certain reason codes listed in this section.

The reason codes listed in the rule recommendations are formatted as <CalWIN Reason Code> - <CalSAWS EDBC Display Reason>. The trigger condition describes the statuses and reasons in which the notice will trigger for. The county-specific information describes which counties and actions the notices will generate for, as well as the document name and number that will be displayed on the distributed documents page. The template column determines how notices are grouped when generated.

2.29.8.3.2 Description of Change

1. Reason Code: XAN370 - Sanction > 30 w/ Aid inkind

- a. Trigger Condition
 - i. This notice generates for the applicable counties when an individual was 'Active' in the previous saved EDBC and is now 'Discontinued' on the current EDBC with the reason 'Sanction > 30 w/ Aid inkind'.
- b. Person Level Status
- c. County-specific information:

County	Action	Document Description	Number	Template
Sacramento	Discontinuance	GA-Disc &Mult Months Sanction-Failure to Coop-Variou reasons	CDS 233-0 (04/97)	611003

2. Reason Code: XAN369 - Sanction < 30 w/ Aid Inkind

- a. Trigger Condition
 - i. This notice generates for the applicable counties when an individual was 'Active' in the previous saved EDBC and is now 'Discontinued' on the current EDBC with the reason 'Sanction < 30 w/ Aid inkind'.
 - Or
 - ii. This notice generates for the applicable counties when there is a change in benefit amount and the program was 'Active' in the previous saved EDBC and is still 'Active' on the current EDBC with the reason 'Sanction < 30 w/ Aid inkind'.
- b. Person Level Reason
- c. County-specific information:

County	Action	Document Description	Number	Template
Sacramento	Change	GA MULTI-MONTH SANCTION - FAMILY	CDS 232-0 (01/01)	610979
Sacramento	Discontinuance	GA-Disc &Mult Months Sanction-Failure to Coop- Various reasons	CDS 233-0 (04/97)	611003

3. Reason Code: XAN156 - Refused Job Offer/Volunteer Quit Job no show

- a. Trigger Condition
 - i. This notice generates for the applicable counties when an individual was 'Pending' and is now 'Denied' on the current EDBC with the reason 'Refused Job Offer/Volunteer Quit Job no show'.
- b. Person Level Reason
- c. County-specific information:

County	Action	Document Description	Number	Template
Yolo	Denial	General Assistance Denial - Job Quit Sanction	112-3	12214

4. Reason Code: XAN085 - No good cause - Volunteer quit

- a. Trigger Condition
 - i. This notice generates for the applicable counties when an individual was 'Pending' and is now 'Denied' on the current EDBC with the reason 'No good cause - Volunteer quit'.
 - or
 - ii. An individual was 'Active' in the previous saved EDBC and is now 'Discontinued' on the current EDBC with the reason 'No good cause - Volunteer quit'.
- b. Person Level Reason
- c. County-specific information:

County	Action	Document Description	Number	Template
Contra Costa	Denial	GA Denial - Failure to Continue Employment - 60 Day Penalty	137 0	11519
Fresno	Denial	General Relief Denial - Employable Requirements	138-A	11550
Santa Barbara	Discontinuance	GR - Disc - Job Responsibility	061-0 (08/97)	12375
Santa Barbara	Denial	GR - Deny - Job Responsibility	161-0	12701
San Francisco	Denial	CAAP Denial - 45-day Job Quit	CP 16	12604
Sonoma	Denial	GA Denial - Job Quit	124-1 (02/90)	12539

5. Reason Code: XAN076 - Refused Job offer/Volunteer quit job

a. Trigger Condition

- i. This notice generates for the applicable counties when an individual was 'Pending' and is now 'Denied' on the current EDBC with the reason 'Refused job offer/Volunteer quit job'.

b. Person Level Reason

c. County-specific information:

County	Action	Document Description	Number	Template
Solano	Denial	GA - Denial - Job Responsibility	161	12112

6. Reason Code: XAN152 - Volunteer quit (self-imposed)

a. Trigger Condition

- i. This notice generates for the applicable counties when an individual was 'Pending' and is now 'Denied' on the current EDBC with the reason 'Volunteer quit (self-imposed)'.

b. Person Level Reason

c. County-specific information:

County	Action	Document Description	Number	Template
Santa Cruz	Denial	Denial – GA Denial for Termination of Employment in Past 30 Days	126-B	610714
Yolo	Denial	General Assistance Denial - Job Quit Sanction	112-3	12214

7. Reason Code: XAN508 - Volunteer Quit Job no show(Recipient)

a. Trigger Condition

- i. This notice generates for the applicable counties when an individual was 'Active' in the previous saved EDBC and is now 'Discontinued' on the current EDBC with the reason 'Volunteer Quit Job no show(Recipient)'.

b. Person Level Reason

c. County-specific information:

County	Action	Document Description	Number	Template
Fresno	Discontinuance	General Relief Discontinuance - Employable Requirements	017-C	12624

8. Reason Code: XAN157 - Volunteer Quit (Not Cured)

a. Trigger Condition

- i. This notice generates for the applicable counties when an individual was 'Pending' and is now 'Denied' on the current EDBC with the reason 'Volunteer Quit (Not Cured)'.

- b. Person Level Reason
- c. County-specific information:

County	Action	Document Description	Number	Template
Placer	Denial	Quit Job without Good Cause - 180 day penalty	137-0	608582

9. Reason Code: XAN023 - Volunteer Quit (County decision)

- a. Trigger Condition
 - i. This notice generates for the applicable counties when an individual was 'Pending' and is now 'Denied' on the current EDBC with the reason 'Volunteer Quit (County decision)'.
- b. Person Level Reason
- c. County-specific information:

County	Action	Document Description	Number	Template
Sacramento	Denial	DENIAL/VOLUNTARY TERM OF EMPLOYMENT 90DAY DISQUALIF.	CDS 141-0 (12/97)	11746

2.29.8.4 Project Requirements

DDID 2314	DDID Description	How DDID Requirement Met	Rule Flow Diagram
	[Business Rule: {Vol.JobQuit applies} CalSAWS must apply Voluntary Job Quit verification for GA/GR.]	The rule 'Determine if Volunteer Job Quit should be considered ' Will meet this requirement	The following rule is stated in the business flow diagram and admin matrix
	[Business Rule: {Allow good cause for applicant} CalSAWS must allow good cause for voluntary quit applicant for GA/GR.]	The rule 'Allow good cause for applicant ' Will meet this requirement	The following rule is stated in the business flow diagram and admin matrix
	[Business Rule: {Apply County-defined penalty period from date of quit without good cause} CalSAWS must apply County-defined penalty period from date of quit without good cause for GA/GR.]	The rule 'Sanction individual for volunteer quit trigger Notice of Action ' Will meet this requirement	The following rule is stated in the business flow diagram and admin matrix

DDID 2314	DDID Description	How DDID Requirement Met	Rule Flow Diagram
	[Business Rule: {VolJobQuit-Santacruz, Solano} CalSAWS must determine Voluntary Job Quit applicability for GA/GR.]	The rule 'Sanction individual for volunteer quit do not trigger Notice of Action ' Will meet this requirement	The following rule is stated in the business flow diagram and admin matrix
	[Business Rule: {Compare county penalty with other county's penalty} CalSAWS must compare county penalty with other county's penalty for GA/GR.]	The rule 'Sanction individual for volunteer quit trigger Notice of Action ' Will meet this requirement	The following rule is stated in the business flow diagram and admin matrix
	[Business Rule: {Apply penalty for applicant at end of 30 day wait period} CalSAWS must apply penalty for applicant at end of 30 day voluntary job quit wait period for GA/GR.]	The rule 'Fail individual who re-applies within 12 months after ending sanction. ' Will meet this requirement	The following rule is stated in the business flow diagram and admin matrix
	[Business Rule: {Sanction if not cured by getting a job at the same pay} CalSAWS must apply sanction if not cured by getting a job at the same pay for GA/GR.]	The rule 'Sanction the individual if they are not cured of voluntary quit. ' Will meet this requirement	The following rule is stated in the business flow diagram and admin matrix
	[Business Rule: {Apply sanction for 6 months from date of quit} CalSAWS must apply sanction for 6 months from date of voluntary job quit for GA/GR.]	The rule 'Sanction the individual if they are not cured of voluntary quit. ' Will meet this requirement	The following rule is stated in the business flow diagram and admin matrix

DDID 2314	DDID Description	How DDID Requirement Met	Rule Flow Diagram
	[Business Rule: {Apply sanction from first day of the month that timely notice can be given following the month of job quit} CalSAWS must apply sanction from first day of the month that timely notice can be given following the month of job quit for GA/GR.]	The rule 'Sanctioned individual cured of volunteer quit. ' Will meet this requirement	The following rule is stated in the business flow diagram and admin matrix
	[Business Rule: {Vol.JobQuit-Orange(Applicant)} CalSAWS must apply program check for voluntary job quit applicant for GA/GR.]	The rule 'Sanction individual for volunteer quit do not trigger Notice of Action ' Will meet this requirement	The following rule is stated in the business flow diagram and admin matrix
	[Business Rule: {Apply penalty, if no good cause-SantaClara} CalSAWS must apply penalty if no good cause exists for GA/GR.]	The rule 'Allow good cause for Volunteer Quit ' Will meet this requirement	The following rule is stated in the business flow diagram and admin matrix
	[Business Rule: {Vol.JobQuit-Orange(Recipient)} CalSAWS must apply program check for voluntary job quit recipient for GA/GR.]	The rule 'Sanction individual for volunteer quit do not trigger Notice of Action. ' Will meet this requirement	The following rule is stated in the business flow diagram and admin matrix

2.29.9 Drug and Alcohol Functionality

2.29.9.1 County Admin Matrix - Drug and Alcohol

2.29.9.1.1 Overview

A new County Admin Detail page for Drug and Alcohol will be created. This page is viewed by the County Administrator to view the list of rules applicable for the Drug and Alcohol functionality to their county.

2.29.9.1.2 Description of Changes

- a. The Admin page matrix for Drug and Alcohol will have the below functional categories and its associated flag turned on or off based on the current GA/GR functionality for each County
- b. The activate switch Yes/No indicate if that functionality is applicable to the displayed county.
- c. The functionality is effective dated with begin and end date
- d. The rule functionality can be viewed as of a date using the view date

Rule Description	Alameda	Contra Costa	Fresno	Orange	Placer	Sacramento	San Diego	San Francisco	San Luis	San Mateo	Santa Barbara	Santa Clara	Santa Cruz	Solano	Sonoma	Tulare	Ventura	Yolo
Fail person if not cooperating with drug and alcohol treatment program.	N	N	Y	N	N	N	N	N	N	N	N	Y	N	N	Y	N	N	Y
Sanction for not cooperating with drug and alcohol treatment program.	N	Y	N	N	N	Y	N	N	N	N	N	N	N	N	N	N	N	N
Don't Sanction individual receiving aid GA SSIP.	N	N	N	N	N	N	N	N	N	N	N	N	N	N	N	N	N	N
Sanction person with at least one non-compliance entry.	N	N	N	N	N	N	N	N	N	N	N	N	N	N	N	Y	N	N
Fail the person if they did not attend and pass the orientation.	N	N	N	N	N	N	Y	N	N	N	N	N	N	N	N	N	N	N
Sanction the person with two or more non-compliance entries.	Y	N	N	N	N	N	N	N	N	N	N	N	N	N	N	N	N	N
Determine Sanction based on Drug & Alcohol.	Y	Y	Y	N	N	Y	Y	N	Y	N	Y	Y	N	Y	Y	Y	N	Y

Below is the corresponding CalWIN rule number mapped to CalSAWS rules.

CalWIN Rule	CalSAWS Rule
EDX112C001	Fail person if not cooperating with drug and alcohol treatment program.
EDX112C002	Sanction for not cooperating with drug and alcohol treatment program.
EDX112C003	Don't Sanction individual receiving aid GA SSIP.

EDX112C004	Sanction person with at least one non-compliance entry.
EDX112C005	Fail the person if they did not attend and pass the orientation.
EDX112C006	Sanction the person with two or more non-compliance entries.
EDX112C007	Determine Sanction based on Drug & Alcohol.

Leverage Rule

Below is the corresponding leveraged CalWIN rule County Admin Matrix and the CalWIN number mapped to CalSAWS rules

Rule Description	Alameda	Contra Costa	Fresno	Orange	Placer	Sacramento	San Diego	San Francisco	San Luis Obispo	San Mateo	Santa Barbara	Santa Clara	Santa Cruz	Solano	Sonoma	Tulare	Ventura	Yolo
Exempt burial, funeral reserves, or trusts \$500 or less.	N	N	N	N	N	N	N	N	N	N	Y	N	N	N	N	N	N	N

CalWIN Rule	CalSAWS Rule
EDX200C025	Exempt burial, funeral reserves, or trusts \$500 or less.

2.29.9.2 EDBC Changes

2.29.9.2.1 Overview

This section will provide the Eligibility Rules flow for Drug and Alcohol /Program Person Eligibility that can be filtered for each CalWIN County

2.29.9.2.2 Description of Change

Drug and Alcohol Rules Flow Diagram:

A Consolidated Rules Flow Visio document will be provided as a separate Attachment in addition to this design Document that will depict the rules for a selected County. Reference **Appendix 6.1 Rules Flow Diagram** '[Viewing Visio Document in Internet Explorer](#)' for instruction on how to access Visio.

The following Data Collection elements will be used by this Rule Flow.

CalWIN Field	CalSAWS Field	Type	Location Details
Choice of CAAP Program	Sub-Program Type	Existing	General Assistance/General Relief Detail
Good Cause	Good Cause	New	Eligibility Non-Compliance Detail
Admission Date	Arrival Date	Existing	Living Arrangement Detail
Not complying with Compliance type: Failure to Attend	Non-compliance Type: Failure to Attend Non-compliance Reason: Orientation	New	Eligibility Non-compliance Detail
Not complying with Compliance type: Passed Orientation	Non-compliance Type: Procedural Requirement Non-compliance Reason: Failure to Complete Orientation	New	Eligibility Non-Compliance Detail
Not complying with Compliance type: Dug Treatment as county resident	Non-compliance Type: Failure to Attend Non-compliance Reason: Drug Treatment	New	Eligibility Non-Compliance Detail
Not complying with Compliance type: Drug Treatment	Non-compliance Type: Failure to Attend Non-Compliance Reason: Drug Treatment Outside County Residence	New	Eligibility Non-Compliance Detail

New Program/Person Status:

New Program/Person Status Reasons will be added to be used by this Rule Flow. The following reasons will set to the program/person level when the following conditions are met:

1. The new program/person status reason CT73 'Failed to Comply: Drug/Alcohol' will be set as a display status reason when all the following conditions are met in A, B, C or D:
 - A. When all the conditions are met:
 - a. The rule 'Determine Sanction based on Drug & Alcohol.' is active.

- b. The rule 'Exempt burial, funeral reserves, or trusts \$500 or less' is not active.
 - c. the individual has the individual does has the non-compliance entry:
 - i. Non-compliance Type: Failure to Attend
 - ii. Non-compliance Reason: Drug Treatment Outside County of Residence
 - d. The rule 'Fail person if not cooperating with drug and alcohol treatment program.' is not active.
 - e. The rule 'Sanction for not cooperating with drug and alcohol treatment program.' is not active.
 - f. The rule 'Don't Sanction individual receiving aid GA SSIP.' is not active.
 - g. The rule 'Sanction person with at least one non-compliance entry.' is not active.
 - h. The rule 'Fail the person if they did not attend and pass the orientation.' is not active.
 - i. There is no good cause reason selected or the good cause is not accept by county as a good cause for the non-compliance entry.
- B. When all the conditions are met:
- a. The rule 'Determine Sanction based on Drug & Alcohol.' is active.
 - b. The rule 'Exempt burial, funeral reserves, or trusts \$500 or less' is not active.
 - c. the individual has the individual does has the non-compliance entry:
 - i. Non-compliance Type: Failure to Attend
 - ii. Non-compliance Reason: Drug Treatment Outside County of Residence
 - d. The rule 'Fail person if not cooperating with drug and alcohol treatment program.' is not active.
 - e. The rule 'Sanction for not cooperating with drug and alcohol treatment program.' is not active.
 - f. The rule 'Don't Sanction individual receiving aid GA SSIP.' is not active.
 - g. The rule 'Sanction person with at least one non-compliance entry.' is active.
- C. When all the conditions are met:
- a. The rule 'Determine Sanction based on Drug & Alcohol.' is active.
 - b. The rule 'Exempt burial, funeral reserves, or trusts \$500 or less' is not active.
 - c. the individual has the individual does has the non-compliance entry:
 - i. Non-compliance Type: Failure to Attend
 - ii. Non-compliance Reason: Drug Treatment Outside County of Residence

- d. The rule 'Fail person if not cooperating with drug and alcohol treatment program.' is not active.
 - e. The rule 'Sanction for not cooperating with drug and alcohol treatment program.' is active.
- D. When all the conditions are met:
- a. The rule 'Determine Sanction based on Drug & Alcohol.' is active.
 - b. The rule 'Exempt burial, funeral reserves, or trusts \$500 or less' is not active.
 - c. the individual has the individual does has the non-compliance entry:
 - i. Non-compliance Type: Failure to Attend
 - ii. Non-compliance Reason: Drug Treatment Outside County of Residence
 - d. The rule 'Fail person if not cooperating with drug and alcohol treatment program.' is active.

Category	Short Description
73	Failed to Comply: Drug/Alcohol

2. The new program/person status reason CT73 'Failed to Comply: Drug/ Alchl. ' will be set as a display status reason when all the following conditions are met in either A or B:
- A. When all the conditions are met:
- a. The rule 'Determine Sanction based on Drug & Alcohol.' is active.
 - b. The rule 'Exempt burial, funeral reserves, or trusts \$500 or less' is not active.
 - c. the individual has the individual does has the non-compliance entry:
 - i. Non-compliance Type: Failure to Attend
 - ii. Non-compliance Reason: Drug Treatment Outside County of Residence
 - d. The rule 'Fail person if not cooperating with drug and alcohol treatment program.' is not active.
 - e. The rule 'Sanction for not cooperating with drug and alcohol treatment program.' is not active.
 - f. The rule 'Don't Sanction individual receiving aid GA SSIP.' is not active.
 - g. The rule 'Sanction person with at least one non-compliance entry.' is not active.
 - h. The rule 'Fail the person if they did not attend and pass the orientation.' is active.
 - i. The individual has not attended orientation. This is determined by the individual having the non-compliance entry:

- i. Non-compliance Type: Failure to Attend
 - ii. Non-compliance Reason: Orientation
- B. When all the conditions are met:
 - a. The rule 'Determine Sanction based on Drug & Alcohol.' is active.
 - b. The rule 'Exempt burial, funeral reserves, or trusts \$500 or less' is not active.
 - c. the individual has the individual does has the non-compliance entry:
 - i. Non-compliance Type: Failure to Attend
 - ii. Non-compliance Reason: Drug Treatment Outside County of Residence
 - d. The rule 'Fail person if not cooperating with drug and alcohol treatment program.' is not active.
 - e. The rule 'Sanction for not cooperating with drug and alcohol treatment program.' is not active.
 - f. The rule 'Don't Sanction individual receiving aid GA SSIP.' is active.
 - g. The individual is not currently aided in GR with aid code as '9H' or aid end date is before the data selection date.
 - h. The county is SFO and GA/GR sub program is 'Personal Assisted Employment Services'.
 - i. The individual is currently aided in GA/GR.

Category	Short Description
73	Failed to Comply: Drug/Alchl.

- 3. The new program/person status reason CT73 'Failed Orientation' will be set as a display status reason when all the following conditions:
 - a. The rule 'Determine Sanction based on Drug & Alcohol.' is active.
 - b. The rule 'Exempt burial, funeral reserves, or trusts \$500 or less' is not active.
 - c. the individual has the individual does has the non-compliance entry:
 - i. Non-compliance Type: Failure to Attend
 - ii. Non-compliance Reason: Drug Treatment Outside County of Residence
 - d. The rule 'Fail person if not cooperating with drug and alcohol treatment program.' is not active.
 - e. The rule 'Sanction for not cooperating with drug and alcohol treatment program.' is not active.
 - f. The rule 'Don't Sanction individual receiving aid GA SSIP.' is not active.
 - g. The rule 'Sanction person with at least one non-compliance entry.' is not active.

- h. The rule 'Fail the person if they did not attend and pass the orientation.' is active.
- i. The individual has attended orientation. This is determined by the individual not having the non-compliance entry:
 - i. Non-compliance Type: Failure to Attend
 - ii. Non-compliance Reason: Orientation.
- j. The individual did not complete the orientation. This is determined by the individual having the non-compliance entry:
 - i. Non-compliance Type: Procedural Requirement
 - ii. Non-compliance Reason: Failure to Complete Orientation

Category	Short Description
73	Failed Orientation

- 4. The new program/person status reason CT73 'Drug Treatment' will be set as a display status reason when all the following conditions:
 - a. The rule 'Determine Sanction based on Drug & Alcohol.' is active.
 - b. If any of the following is not true:
 - i. The rule 'Exempt burial, funeral reserves, or trusts \$500 or less' is active.
 - ii. The individual has the non-compliance entry:
 - 1. Non-compliance Type: Failure to Attend
 - 2. Non-compliance Reason: Drug Treatment Outside County of Residence
 - c. The individual has the individual does has the non-compliance entry:
 - i. Non-compliance Type: Failure to Attend
 - ii. Non-compliance Reason: Drug Treatment

Category	Short Description
73	Drug Treatment

Please refer the [Rules Flow Diagram](#) in the Appendix section on how to open and navigate the Visio diagram

2.29.9.3 Correspondence

2.29.9.3.1 Overview

This section describes the Notice of Action (NOA) triggers that will be created depending on the resulting EDBC reason code in the previous sections. Notices only trigger from certain reason codes listed in this section.

The reason codes listed in the rule recommendations are formatted as <CalWIN Reason Code> - <CalSAWS EDBC Display Reason>. The trigger condition describes the statuses and reasons in which the notice will trigger for. The county-specific information describes which counties and actions the notices will generate for, as well as the document name and number that will be displayed on the distributed documents page. The template column determines how notices are grouped when generated.

2.29.9.3.2 Description of Change

1. Reason Code: XAN022 – Failed to Comply: Drug/alcohol

a. Trigger Condition

i. This notice generates for the applicable counties when an individual was 'Pending' and is now 'Denied' on the current EDBC with the reason 'Failed to comply: Drug/alcohol'.

or

ii. An individual was 'Active' in the previous saved EDBC and is now 'Discontinued' on the current EDBC with the reason 'Failed to comply: Drug/alcohol'.

b. Program Level Reason

c. County-specific information:

County	Action	Document Description	Number	Template
Yolo	Discontinuance	GA DISC.-Noncooperation with D&A Treatment/Assessment	071-3	12247
Yolo	Denial	General Assistance Denial - Noncooperation with D&A Treatment/Assessment	130-3	12240

2. Reason Code: XAN162 – Failed to Comply: Drug/Alchl

a. Trigger Condition

i. This notice generates for the applicable counties when an individual was 'Active' in the previous saved EDBC and is now 'Discontinued' on the current EDBC with the reason 'Failed to comply: Drug/Alchl'.

b. Person Level Reason

c. County-specific information:

County	Action	Document Description	Number	Template
San Diego	Discontinuance	GR Disc and Sanction - Non-cooperation GRADS Program Requirements	015-0	12726

3. Reason Code: XAN163 - Failed Orientation

a. Trigger Condition

- i. This notice generates for the applicable counties when an individual was 'Active' in the previous saved EDBC and is now 'Discontinued' on the current EDBC with the reason 'Failed orientation'.
- b. Person Level Reason
- c. County-specific information:

County	Action	Document Description	Number	Template
Contra Costa	Discontinuance	GA Disc - Failure to Accept Employment - 2, 4, 6 Month Sanction	031 1	12270
Santa Barbara	Discontinuance	GR - Disc - Job Responsibility	061-0 (08/97)	12375

2.29.9.4 Project Requirements

DDID 2314	DDID Description	How DDID Requirement Met	Rule Flow Diagram
	[Business Rule: {Fail individual if failed to cooperate with drug and alcohol treatment program} CalSAWS must fail individual if failed to cooperate with drug and alcohol treatment program for GA/GR.]	The rule 'Fail person if not cooperating with drug and alcohol treatment program.' Will meet this requirement	The following rule is stated in the business flow diagram and admin matrix
	[Business Rule: {Sanction if failed to cooperate with drug and alcohol treatment program} CalSAWS must apply sanction individual if failed to cooperate with drug and alcohol treatment program for GA/GR.]	The rule 'Sanction for not cooperating with drug and alcohol treatment program.' Will meet this requirement	The following rule is stated in the business flow diagram and admin matrix
	[Business Rule: {Drug & Alcohol-San Francisco} CalSAWS must apply drug and alcohol treatment program - San Francisco for GA/GR.]	The rule 'Don't Sanction individual receiving aid GA SSIP.' Will meet this requirement	The following rule is stated in the business flow diagram and admin matrix

DDID 2314	DDID Description	How DDID Requirement Met	Rule Flow Diagram
	[Business Rule: {Sanction if >1 offense or 1st offense not cured} CalSAWS must apply sanction if greater than 1 offense or 1st offense not cured for GA/GR.]	The rule 'Sanction person with at least one non-compliance entry. ' Will meet this requirement	The following rule is stated in the business flow diagram and admin matrix
	[Business Rule: {Fail, if individual has not attended orientation} CalSAWS must fail individual if individual has not attended orientation for GA/GR.]	The rule 'Fail the person if they did not attend and pass the orientation. ' Will meet this requirement	The following rule is stated in the business flow diagram and admin matrix
	[Business Rule: {Sanction if more than 2 occurrences of negligence in 24 months} CalSAWS must apply sanction if more than 2 occurrences of negligence in 24 months for GA/GR.]	The rule 'Sanction the person with two or more non-compliance entries. ' Will meet this requirement	The following rule is stated in the business flow diagram and admin matrix
	[Business Rule: {Drug & Alcohol applies} CalSAWS must apply drug and alcohol treatment program for GA/GR.]	The rule 'Determine Sanction based on Drug & Alcohol. ' Will meet this requirement	The following rule is stated in the business flow diagram and admin matrix

2.29.10 Employment Status Functionality

2.29.10.1 County Admin Matrix – Employment Status

2.29.10.1.1 Overview

A new County Admin Detail page for Employment will be created. This page is viewed by the County Administrator to view the list of rules applicable for the Employment functionality to their county.

2.29.10.1.2 Description of Changes

- The Admin page matrix for Employment will have the below functional categories and its associated flag turned on or off based on the current GA/GR functionality for each County
- The activate switch Yes/No indicate if that functionality is applicable to the displayed county.
- The functionality is effective dated with begin and end date
- The rule functionality can be viewed as of a date using the view date

Rule Description	Alameda	Contra Costa	Fresno	Orange	Placer	Sacramento	San Diego	San Francisco	San Luis	San Mateo	Santa Barbara	Santa Clara	Santa Cruz	Solano	Sonoma	Tulare	Ventura	Yolo
Determine if Employee status can fail individual.	N	N	N	Y	N	Y	Y	N	Y	N	N	Y	Y	N	N	N	N	N
Fail person with working hours > county defined hours above minimum wage.	N	N	N	Y	N	N	N	N	N	N	N	N	N	N	N	N	N	N
Fail applicant if self-employed.	N	N	N	N	N	Y	Y	N	Y	N	N	Y	N	N	N	N	N	N
Fail applicant if employed.	N	N	N	N	N	N	N	N	Y	N	N	N	N	N	N	N	N	N
Fail applicant with working hours > county defined hours.	N	N	N	N	N	N	N	N	N	N	N	N	Y	N	N	N	N	N
Fail person with working hours > county defined hours.	N	N	N	N	N	Y	N	N	N	N	N	N	N	N	N	N	N	N

Below is the corresponding CalWIN rule number mapped to CalSAWS rules.

CalWIN Rule	CalSAWS Rule
EDX115C001	Determine if Employee status can fail individual.
EDX115C002	Fail person with working hours > county defined hours above minimum wage.
EDX115C003	Fail applicant if self-employed.
EDX115C004	Fail applicant if employed.
EDX115C005	Fail applicant with working hours > county defined hours.
EDX115C006	Fail person with working hours > county defined hours.

2.29.10.2 EDBC Changes

2.29.10.2.1 Overview

This section will provide the Eligibility Rules flow for Employment /Program Person Eligibility that can be filtered for each CalWIN County

2.29.10.2.2 Description of Change

Employment Rules Flow Diagram:

A Consolidated Rules Flow Visio document will be provided as a separate Attachment in addition to this design Document that will depict the rules for a selected County. Reference **Appendix 6.1 Rules Flow Diagram** '[Viewing Visio Document in Internet Explorer](#)' for instruction on how to access Visio.

The following Data Collection elements will be used by this Rule Flow.

CalWIN Field	CalSAWS Field	Type	Location Details
Currently Employed	N/A	Calculated	Employment Detail
Income Amount	Amount	Existing	Income Amount Detail
Number of Working Hours	Total Monthly hours	Existing	Employment Hours Detail
Self-Employment	Category: Unsubsidized Type: Self-employment	Existing	Employment Detail
Monthly Amount Earned	Hourly wage * Total Hours (If Total hours not exist then Hours/Week *4.33)	Existing	Employment Detail

Verifications

Verifications will be applied before the non-financial rules.

1. Add a non-mandatory verification for employment detail that will set a new status reason of CT73 'FTP Employment' for GA/GR as per current CalSAWS verification framework. In addition, check the following conditions:
 - a. The Rule 'Determine if Employee status can fail individual.' is active.
 - b. The individual is currently employed.
 - c. The Rule 'Fail person with working hours > county defined hours above minimum wage.' is active.
 - d. The individual is currently intake.

Please Note:

1. This status reason will not be displayed on the EDBC summary page, it will be used by correspondence to trigger Form E10020.
2. When updating this verification set the reference column 'GR' to 'Y' and set all the other program reference columns to 'N'.

New Program/Person Status:

New Program/Person Status Reasons will be added to be used by this Rule Flow. The following reasons will set to the program/person level when the following conditions are met:

1. The new program/person status reason CT73 'Employed More Than County Hours' will be set as a display status reason when all the following conditions:
 - a. The rule 'Determine if Employee status can fail individual.' is active.
 - b. The individual is currently employed this is indicated by having an employment record effective for the benefit month.
 - c. The rule 'Fail person with working hours > county defined hours above minimum wage.' is active.
 - d. The program is intake.
 - e. The individual's total number of working hours in the benefit month is greater than the county defined time limit for number of working hours in a month.
 - f. The individual's total income amount is greater than county defined minimum wage amount.

Category	Short Description
73	Employed More Than County Hours

2. The new program/person status reason CT73 'Employed' will be set as a display status reason when all the following conditions:
 - a. The rule 'Determine if Employee status can fail individual.' is active.
 - b. The individual is currently employed this is indicated by having an employment record effective for the benefit month.
 - c. The rule 'Fail person with working hours > county defined hours above minimum wage.' is not active.
 - d. The rule 'Fail applicant if employed.' is active.

Category	Short Description
73	Employed

3. The new program/person status reason CT73 'Over County Working Hours' will be set as a display status reason when all the following conditions in A or B are met:
 - A. When all the conditions are met:
 - a. The rule 'Determine if Employee status can fail individual.' is active.
 - b. The individual is currently employed, and the employment record type is not Self-employment from employment detail page.
 - c. The rule 'Fail person with working hours > county defined hours.' is active.

- d The individual's total number of working hours in the benefit month and check if it is greater than the county defined time limit for number of working hours in a month.

B. When all the conditions are met:

- a The rule 'Determine if Employee status can fail individual.' is active.
- b The individual is currently employed, and the employment record type is not Self-employment from employment detail page.
- c The rule 'Fail person with working hours > county defined hours above minimum wage.' is not active.
- d The rule 'Fail applicant if employed.' is not active.
- e The rule 'Fail applicant with working hours > county defined hours.' is active.
- f The individual's total number of working hours in the benefit month (computed input) and check if it is greater than the county defined time limit for number of working hours in a month.

Category	Short Description
73	Over County Working Hours

- 4. The new program/person status reason CT73 'Self Employed' will be set as a display status reason when all the following conditions:
 - a. The rule 'Determine if Employee status can fail individual.' is active.
 - b. The individual is currently employed.
 - c. The rule 'Fail applicant with working hours > county defined hours.' is active.
 - d. The individual employment record type is 'Self-Employment' from employment detail page.
 - e. The rule 'Fail applicant if self-employed.' is active.

Category	Short Description
73	Self Employed

Please refer the [Rules Flow Diagram](#) in the Appendix section on how to open and navigate the Visio diagram

2.29.10.3 Correspondence

2.29.10.3.1 Overview

This section describes the Notice of Action (NOA) triggers that will be created depending on the resulting EDBC reason code in the previous sections. Notices only trigger from certain reason codes listed in this section.

The reason codes listed in the rule recommendations are formatted as <CalWIN Reason Code> - <CalSAWS EDBC Display Reason>. The trigger condition describes the statuses and reasons in which the notice will trigger for. The county-specific information describes which counties and actions the notices will

generate for, as well as the document name and number that will be displayed on the distributed documents page. The template column determines how notices are grouped when generated.

2.29.10.3.2 Description of Change

1. Reason Code: E10020 – FTP Employment

a. Trigger Condition

b. Person

c. County-specific information:

County	Action	Document Description	Number	Template
Orange	N/A	Employee's Earnings Record	F0912-26-309 (09/15)	610121

2. Reason Code: XAN060 – Employed more than County hours

a. Trigger Condition

- i. This notice generates for the applicable counties when an individual was 'Pending' and is now 'Denied' on the current EDBC with the reason 'Employed more than County hours'.

b. Program Level Reason

c. County-specific information:

County	Action	Document Description	Number	Template
Orange	Denial	GR Denial - Employed Full Time	134 A	11608

3) Reason Code: XAN082 – Over county working hours

a) Trigger Condition

- i) This notice generates for the applicable counties when an individual was 'Pending' and is now 'Denied' on the current EDBC with the reason 'over county working hours'.

b) Program Level Reason

c) County-specific information:

County	Action	Document Description	Number	Template
Fresno	Denial	General Relief Denial - Income Exceeds Needs	117	12616
Sacramento	Denial	GA-Denial-Various Non-Financial Reason	CDS 112-1	11787

2.29.10.4 Project Requirements

DDID 2314	DDID Description	How DDID Requirement Met	Rule Flow Diagram
	[Business Rule: {EmpStatus applies } CalSAWS must determine whether to fail an individual applying for GA/GR based on employment status]	The rule 'Determine if Employee status can fail individual. ' Will meet this requirement	The following rule is stated in the business flow diagram and admin matrix
	[Business Rule: {Working > 64 hours a month at minimum wage } CalSAWS must determine whether to fail an individual applying for GA/GR who is working more than county defined working hours and earning more than minimum wage]	The rule 'Fail person with working hours > county defined hours above minimum wage. ' Will meet this requirement	The following rule is stated in the business flow diagram and admin matrix
	[Business Rule: { Fail if self employed } CalSAWS must determine whether to fail an individual applying for GA/GR who is self employed]	The rule 'Fail applicant if self-employed. ' Will meet this requirement	The following rule is stated in the business flow diagram and admin matrix
	[Business Rule: {Fail if employed } CalSAWS must determine whether to fail an individual applying for GA/GR who is employed]	The rule 'Fail applicant if employed. ' Will meet this requirement	The following rule is stated in the business flow diagram and admin matrix
	[Business Rule: { Working > 100 hours a month } CalSAWS must determine whether to fail an individual applying for GA/GR who is working more than county defined working hours]	The rule 'Fail applicant with working hours > county defined hours. ' Will meet this requirement	The following rule is stated in the business flow diagram and admin matrix

DDID 2314	DDID Description	How DDID Requirement Met	Rule Flow Diagram
	[Business Rule: { Working more than county defined number of hours } CalSAWS must determine whether to fail an individual applying for GA/GR who is not self employed]	The rule 'Fail person with working hours > county defined hours. ' Will meet this requirement	The following rule is stated in the business flow diagram and admin matrix

2.29.11 Job Terminated Functionality

2.29.11.1 County Admin Matrix - Job Terminated

2.29.11.1.1 Overview

A new County Admin Detail page for Job Terminated will be created. This page is viewed by the County Administrator to view the list of rules applicable for the Job Terminated functionality to their county.

2.29.11.1.2 Description of Changes

- The Admin page matrix for Job Terminated will have the below functional categories and its associated flag turned on or off based on the current GA/GR functionality for each County
- The activate switch Yes/No indicate if that functionality is applicable to the displayed county.
- The functionality is effective dated with begin and end date
- The rule functionality can be viewed as of a date using the view date

Rule Description	Alameda	Contra Costa	Fresno	Orange	Placer	Sacramento	San Diego	San Francisco	San Luis	San Mateo	Santa Barbara	Santa Clara	Santa Cruz	Solano	Sonoma	Tulare	Ventura	Yolo
Determine sanction for individual with job termination.	Y	Y	Y	Y	Y	Y	Y	N	N	N	Y	Y	N	Y	Y	Y	N	N
Determine sanction for job termination based on good cause.	N	N	Y	N	N	N	Y	N	N	N	N	N	N	N	N	N	N	N

Do not allow good cause for job termination for recipients.	Y	N	N	N	N	N	N	N	N	N	N	N	N	N	N	N	N	N	N
Sanction self-imposed job termination reason.	N	N	N	N	N	N	N	N	N	N	N	N	N	Y	N	N	N	N	N
Apply Sanction to recipient with no good cause for job termination.	N	N	N	Y	N	N	N	N	N	N	N	N	N	N	N	N	N	N	N
Apply Sanction to individual with no good cause for job termination.	N	N	N	N	Y	Y	N	N	N	N	N	N	N	N	N	N	N	N	N
Determine sanction based on Job Termination Reason.	N	N	N	N	N	N	N	Y	N	N	N	N	N	N	N	N	N	N	N
Sanction recipient who refused job or training.	N	N	N	N	N	N	N	Y	N	N	N	N	N	N	N	N	N	N	N
Do not allow good cause for job refusal.	N	N	N	N	N	N	N	N	N	N	N	N	N	N	N	N	N	Y	Y
Penalize individual for job refusal. (Most Counties)	Y	Y	Y	Y	Y	Y	Y	Y	Y	N	Y	Y	N	Y	Y	Y	N	N	
Penalize individual for job refusal or training without good cause. (San Mateo, Santa Cruz)	N	N	N	N	N	N	N	N	N	Y	N	N	Y	N	N	N	N	N	
Do not penalize applicants for refusing job offer.	N	N	N	N	N	N	N	N	N	Y	N	N	N	N	N	N	N	N	N
Do not allow good cause for any job termination reasons.	N	N	N	N	N	N	N	N	N	N	N	N	N	N	N	N	N	Y	Y
Sanction applicants for refusing job or training.	N	N	N	N	N	N	Y	N	N	N	N	N	N	N	N	N	N	N	N
Do not penalize refused job offers without good cause.	Y	N	N	N	N	N	N	N	N	N	N	N	N	N	N	N	N	N	N
Sanction applicant for refusing job or training trigger Notice of Action.	N	N	N	Y	N	Y	N	N	N	N	N	N	N	N	N	N	N	N	N
Sanction recipient for refusing job offer or training.	N	N	N	N	N	N	Y	N	N	N	N	N	N	N	N	N	N	N	N
Do not penalize Good cause for job refusal.	N	N	N	N	N	N	N	N	N	N	N	N	N	Y	N	N	N	N	N
Sanction individual for job termination without good cause.	N	N	N	N	N	N	N	N	N	N	N	N	N	N	N	N	N	N	N
Sanction individual for job termination without good cause. (San Diego)	N	N	N	N	N	N	Y	N	N	N	N	N	N	N	N	N	N	N	N
Sanction recipient who refused job offer or training trigger Notice of Action.	N	N	N	Y	Y	Y	N	N	N	N	N	N	N	N	N	N	N	N	N

Below is the corresponding CalWIN rule number mapped to CalSAWS rules.

CalWIN Rule	CalSAWS Rule
EDX109C001	Determine sanction for individual with job termination.
EDX109C002	Determine sanction for job termination based on good cause.
EDX109C003	Do not allow good cause for job termination for recipients.
EDX109C004	Sanction self-imposed job termination reason.
EDX109C005	Apply Sanction to recipient with no good cause for job termination.
EDX109C006	Apply Sanction to individual with no good cause for job termination.
EDX109C007	Determine sanction based on Job Termination Reason.
EDX109C008	Sanction recipient who refused job or training.
EDX109C009	Do not allow good cause for job refusal.
EDX109C010	Penalize individual for job refusal. (Most Counties)
EDX109C012	Penalize individual for job refusal or training without good cause. (San Mateo, Santa Cruz)
EDX109C013	Do not penalize applicants for refusing job offer.
EDX109C014	Do not allow good cause for any job termination reasons.
EDX109C015	Sanction applicants for refusing job or training.
EDX109C016	Do not penalize refused job offers without good cause.
EDX109C017 & EDX109C021	Sanction applicant for refusing job or training trigger Notice of Action.
EDX109C018	Sanction recipient for refusing job offer or training.
EDX109C020	Do not penalize Good cause for job refusal.
EDX109C022	Sanction individual for job termination without good cause.
EDX109C023	Sanction individual for job termination without good cause. (San Diego)
EDX109C024 & EDX109C025	Sanction recipient who refused job offer or training trigger Notice of Action.

The tables below show the combined rules and the combined indicators in the admin matrix format:

Rule Description	Alameda	Contra Costa	Fresno	Orange	Placer	Sacramento	San Diego	San Francisco	San Luis	San Mateo	Santa Barbara	Santa Clara	Santa Cruz	Solano	Sonoma	Tulare	Ventura	Yolo
Sanction applicant for refusing job or training trigger Notice of Action.	N	N	N	Y	N	Y	N	N	N	N	N	N	N	N	N	N	N	N
CalWIN Rule																		
EDX109C017	N	N	N	N	N	Y	N	N	N	N	N	N	N	N	N	N	N	N
EDX109C021	N	N	N	Y	N	N	N	N	N	N	N	N	N	N	N	N	N	N

Rule Description	Alameda	Contra Costa	Fresno	Orange	Placer	Sacramento	San Diego	San Francisco	San Luis	San Mateo	Santa Barbara	Santa Clara	Santa Cruz	Solano	Sonoma	Tulare	Ventura	Yolo
Sanction recipient who refused job offer or training trigger Notice of Action.	N	N	N	Y	Y	Y	N	N	N	N	N	N	N	N	N	N	N	N
CalWIN Rule																		
EDX109C024	N	N	N	Y	N	N	N	N	N	N	N	N	N	N	N	N	N	N
EDX109C025	N	N	N	N	Y	Y	N	N	N	N	N	N	N	N	N	N	N	N

* Please note the following rule will not be migrated over. For the corresponding reason.

CalWIN Rule	CalWIN Description	Reason
EDX109C019	Recipient refused job offer in the last 30 days without good cause.	Not Used.

2.29.11.2 EDBC Changes

2.29.11.2.1 Overview

This section will provide the Eligibility Rules flow for Job Terminated /Program Person Eligibility that can be filtered for each CalWIN County

2.29.11.2.2 Description of Change

Job Terminated Rules Flow Diagram:

A Consolidated Rules Flow Visio document will be provided as a separate Attachment in addition to this design Document that will depict the rules for a

selected County. Reference **Appendix 6.1 Rules Flow Diagram** '[Viewing Visio Document in Internet Explorer](#)' for instruction on how to access Visio.

The following Data Collection elements will be used by this Rule Flow.

CalWIN Field	CalSAWS Field	Type	Location Details
Employment Termination	Termination Date	Existing	Employment Detail
End Date	Termination Date	Existing	Employment Detail
Good Cause	Termination Reason	Existing	Employment Detail
Job refusal Termination date	Termination Date with a Termination Reason of "Job Refused"	New	Employment Detail
Training	Type: Job Training Reason: Failed/Refused Job Training	Existing	Eligibility Non-Compliance Detail

Job Terminated Sanction:

To create a Job Termination or Job Refusal sanction a Non Compliance entry will need to be created in the Eligibility Non Compliance Detail page with the following type and reason:

- a. Non Compliance Type: Employment
- b. Non Compliance Reason: Job Termination or Job Refusal

Existing Program/Person Status:

The following existing program/person status reason will be leveraged by this rule flow when the following conditions are met.

1. The program/person status reason CT73 B6 'Refused Job' will be set as a display status reason when all the following conditions in either A or B are met:
 - A. All the conditions are met:
 - a. Either of the following true:
 - i. The program is intake and employment termination date is after or the same as Job Termination time limit date. (Individual program application date – county defined Time limit duration.
 - ii. The Individual is active and Employment termination date is within payment month.

- b The rule 'Determine sanction for individual with job termination.' is active.
 - c The rule 'Determine sanction for job termination based on good cause' is not active.
 - d The rule 'Do not allow good cause for job termination for recipients' is active.
 - e The program is intake.
 - f The individual has a Termination Reason on employment detail and it is a county defined good cause reason.
 - g Either of the following conditions are true:
 - i. The individual's employment termination reason is 'job refused'.
 - ii. The individual has a Non-compliance record Type:
 - Non-compliance Type: Job Training
 - Non-compliance Reason: Failed/Refused Job Training
 - h Either of the following conditions is not true:
 - i. The individual has an employment termination reason is 'job refused' and the program is intake and the individual's application date is after the job refusal time limit = employment termination date + county defined time limit.
 - ii. The individual has an employment termination reason is 'job refused' and the individual application Date is before the Job Refusal termination date.
 - i The rule 'Do not allow good cause for job refusal.' is not active.
 - j The rule 'Penalize individual for job refusal (Most Counties)' is active.
 - k The rule 'Sanction recipient who refused job or training' is not active.
 - l The individual is intake.
 - m The rule 'Sanction applicants for refusing job or training.' is not active.
 - n The rule 'Do not penalize refused job offers without good cause.' is not active.
 - o The rule 'Sanction applicant for refusing job or training trigger Notice of Action' is not active.
- B. All the conditions are met:
- a Either of the following true:
 - i. The program is intake and employment termination date is after or the same as Job Termination time limit date (Individual program application date – county defined Time limit duration.
 - ii. The Individual is active and Employment termination date is within payment month.

- b The rule 'Determine sanction for individual with job termination.' is active.
- c The rule 'Determine sanction for job termination based on good cause' is not active.
- d The rule 'Do not allow good cause for job termination for recipients' is not active.
- e Either of the following conditions are true:
 - i. The individual's employment termination reason is 'job refused'.
 - ii. The individual has a Non-compliance record Type:
 - Non-compliance Type: Job Training
 - Non-compliance Reason: Failed/Refused Job Training
- f Either of the following conditions is not true:
 - i. The individual has an employment termination reason is 'job refused' and the program is intake and the individual's application date is after the job refusal time limit = employment termination date + county defined time limit.
 - ii. The individual has an employment termination reason is 'job refused' and the individual application Date is before the Job Refusal termination date.
- g The rule 'Do not allow good cause for job refusal.' is not active.
- h The rule 'Penalize individual for job refusal (Most Counties)' is active.
- i The rule 'Sanction recipient who refused job or training' is not active.
- j The individual is intake.
- k The rule 'Sanction applicants for refusing job or training.' is not active.
- l The rule 'Do not penalize refused job offers without good cause.' is not active.
- m The rule 'Sanction applicant for refusing job or training trigger Notice of Action' is not active.

Category	Short Description
73	Refused Job

- 2. The program/person status reason CT73 B9 'Quit Job' will be set as a display status reason when all the following conditions in either A or B are met:
 - A. All the conditions are met:
 - a Either of the following true:

- i. The program is intake and employment termination date is after or the same as Job Termination time limit date (Individual program application date – county defined Time limit duration.
 - ii. The Individual is active and Employment termination date is within payment month.
 - b. The rule 'Determine sanction for individual with job termination.' is not active.
 - c. The rule 'Determine sanction based on Job Termination Reason.' is not active.
 - d. The rule 'Sanction self-imposed job termination reason.' is not active.
 - e. The rule 'Do not allow good cause for any job termination reasons.' is active.
 - f. The program is intake.
- B. All the conditions are met:
 - a. Either of the following true:
 - i. The program is intake and employment termination date is after or the same as Job Termination time limit date (Individual program application date – county defined Time limit duration.
 - ii. The Individual is active and Employment termination date is within payment month.
 - b. The rule 'Determine sanction for individual with job termination.' is not active.
 - c. The rule 'Determine sanction based on Job Termination Reason.' is not active.
 - d. The rule 'Sanction self-imposed job termination reason.' is active.
 - e. The job termination has a reason selected.
 - f. The program is intake.

Category	Short Description
73	Quit Job

- 3. The program/person status reason CT73 QR 'Refused Job Offer/Voluntarily QuitJob' will be set as a display status reason when all the following conditions in either A or B are met:
 - A. All the conditions are met:
 - a. Either of the following true:
 - i. The program is intake and employment termination date is after or the same as Job Termination time limit date (Individual program

- application date – county defined Time limit duration.
- ii. The Individual is active and Employment termination date is within payment month.
 - b. The rule 'Determine sanction for individual with job termination.' is active.
 - c. The rule 'Determine sanction for job termination based on good cause' is not active.
 - d. The rule 'Do not allow good cause for job termination for recipients' is not active.
 - e. Either of the following conditions are true:
 - i. The individual's employment termination reason is 'job refused'.
 - ii. The individual has a Non-compliance record Type:
 - Non-compliance Type: Job Training
 - Non-compliance Reason: Failed/Refused Job Training
 - f. Either of the following conditions is not true:
 - i. The individual has an employment termination reason is 'job refused' and the program is intake and the individual's application date is after the job refusal time limit = employment termination date + county defined time limit.
 - ii. The individual has an employment termination reason is 'job refused' and the individual application Date is before the Job Refusal termination date.
 - g. The rule 'Do not allow good cause for job refusal.' is not active.
 - h. The rule 'Penalize individual for job refusal (Most Counties)' is active.
 - i. The rule 'Sanction recipient who refused job or training' is not active.
 - j. The program is intake.
 - k. The rule 'Sanction applicants for refusing job or training.' is active.
- B. All the conditions are met:
- a. Either of the following true:
 - i. The program is intake and employment termination date is after or the same as Job Termination time limit date (Individual program application date – county defined Time limit duration.
 - ii. The Individual is active and Employment termination date is within payment month.
 - b. The rule 'Determine sanction for individual with job termination.' is active.

- c. The rule 'Determine sanction for job termination based on good cause' is not active.
- d. The rule 'Do not allow good cause for job termination for recipients' is not active.
- e. Either of the following conditions are true:
 - i. The individual's employment termination reason is 'job refused'.
 - ii. The individual has a Non-compliance record Type:
 - Non-compliance Type: Job Training
 - Non-compliance Reason: Failed/Refused Job Training
- f. Either of the following conditions is not true:
 - i. The individual has an employment termination reason is 'job refused' and the program is intake and the individual's application date is after the job refusal time limit = employment termination date + county defined time limit.
 - ii. The individual has an employment termination reason is 'job refused' and the individual application Date is before the Job Refusal termination date
- g. The rule 'Do not allow good cause for job refusal.' is not active.
- h. The rule 'Penalize individual for job refusal (Most Counties)' is active.
- i. The rule 'Sanction recipient who refused job or training' is not active.
- j. The program is intake.

Category	Short Description
73	Refused Job Offer/Voluntarily Quit Job

New Program/Person Status:

The following new program/person status reason will be used by this rule flow when the following conditions are met.

1. The new program/person status reason CT73 'Job Term No Good Cause' will be set as a display status reason when all the following conditions are met:
 - A. All of the following conditions:
 - a. Either of the following true:
 - i. The program is intake and employment termination date is after or the same as Job Termination time limit date (Individual program application date – county defined Time limit duration.

- ii. The Individual is active and Employment termination date is within payment month.
 - b. The rule 'Determine sanction for individual with job termination.' is active.
 - c. The rule 'Determine sanction for job termination based on good cause.' is not active.
 - d. The rule 'Do not allow good cause for job termination for recipients.' is active.
 - e. The program is intake.
 - f. The individual has a Termination Reason on employment detail and it is a county defined good cause reason.
 - g. Either of the following conditions are true:
 - i. The individual's employment termination reason is 'job refused'.
 - ii. The individual has a Non-compliance record Type:
 - Non-compliance Type: Job Training
 - Non-compliance Reason: Failed/Refused Job Training
 - h. Either of the following conditions is not true:
 - i. The individual has an employment termination reason is 'job refused' and the program is intake and the individual's application date is after the job refusal time limit = employment termination date + county defined time limit.
 - ii. The individual has an employment termination reason is 'job refused' and the individual application Date is before the Job Refusal termination date.
 - i. The rule 'Do not allow good cause for job refusal.' is not active.
 - j. The rule 'Penalize individual for job refusal. (Most Counties)' is not active.
 - k. The rule 'Penalize individual for job refusal or training without good cause(San Mateo, Santa Cruz)' is active.
 - l. The rule 'Do not penalize applicants for refusing job offer.' is active.
 - m. The individual is active.
 - n. There is no good cause reason selected for the non-compliance or the good cause reason is not accepted by the county.
- B. All the conditions are met:
 - a. Either of the following true:
 - i. The program is intake and employment termination date is after or the same as Job Termination time limit date (Individual program application date – county defined Time limit duration.
 - ii. The Individual is active and Employment termination date is within payment month.
 - b. The rule 'Determine sanction for individual with job termination.' is active.
 - c. The rule 'Determine sanction for job termination based on good cause' is active.
 - d. The rule 'Sanction individual for job termination without good cause (San Diego)' is active.

- e. The individual does have a Termination Reason on employment detail or it is not a county defined good cause reason.
- C. All of the following conditions:
- a. Either of the following true:
 - i. The program is intake and employment termination date is after or the same as Job Termination time limit date (Individual program application date – county defined Time limit duration.
 - ii. The Individual is active and Employment termination date is within payment month.
 - b. The rule 'Determine sanction for individual with job termination.' is active.
 - c. The rule 'Determine sanction for job termination based on good cause' is not active.
 - d. The rule 'Do not allow good cause for job termination for recipients' is not active.
 - e. The individual has a Termination Reason on employment detail and it is a county defined good cause reason.
 - f. The individual is active.
 - g. The rule 'Apply Sanction to recipient with no good cause for job termination.' is active.
- D. All of the following conditions:
- a. Either of the following true:
 - i. The program is intake and employment termination date is after or the same as Job Termination time limit date (Individual program application date – county defined Time limit duration.
 - ii. The Individual is active and Employment termination date is within payment month.
 - b. The rule 'Determine sanction for individual with job termination.' is active.
 - c. The rule 'Determine sanction for job termination based on good cause' is not active.
 - d. The rule 'Do not allow good cause for job termination for recipients' is not active.
 - e. The individual has a Termination Reason on employment detail and it is a county defined good cause reason.
 - f. The individual is active.
 - g. The rule 'Apply Sanction to recipient with no good cause for job termination.' is not active.
- E. All the conditions are met:
- a. Either of the following true:
 - i. The program is intake and employment termination date is after or the same as Job Termination time limit date (Individual program application date – county defined Time limit duration.
 - ii. The Individual is active and Employment termination date is within payment month.

- b. The rule 'Determine sanction for individual with job termination.' is not active.
 - c. The rule 'Determine sanction based on Job Termination Reason.' is not active.
 - d. The rule 'Sanction self-imposed job termination reason.' is active.
 - e. The job termination has a reason selected.
 - f. The individual is active.
- F. All the conditions are met:
- a. Either of the following true:
 - i. The program is intake and employment termination date is after or the same as Job Termination time limit date (Individual program application date – county defined Time limit duration).
 - ii. The Individual is active and Employment termination date is within payment month.
 - b. The rule 'Determine sanction for individual with job termination.' is not active.
 - c. The rule 'Determine sanction based on Job Termination Reason.' is not active.
 - d. The rule 'Sanction self-imposed job termination reason.' is not active.
 - e. The rule 'Do not allow good cause for any job termination reasons.' is active.
 - f. The individual is active.

Category	Short Description
73	Job Term No Good Cause

2. The program/person status reason CT73 'Job Terminated No Good Cause (Recipient)' will be set as a display status reason when all the following conditions in either A, B, C or D are met:
- A. All the conditions are met:
 - a. Either of the following true:
 - i. The program is intake and employment termination date is after or the same as Job Termination time limit date (Individual program application date – county defined Time limit duration).
 - ii. The Individual is active and Employment termination date is within payment month.
 - b. The rule 'Determine sanction for individual with job termination.' is active.
 - c. The rule 'Determine sanction for job termination based on good cause' is not active.
 - d. The rule 'Do not allow good cause for job termination for recipients' is active.

- e. The program is intake.
 - f. The individual has a Termination Reason on employment detail and it is a county defined good cause reason.
 - g. Either of the following conditions are true:
 - i. The individual's employment termination reason is 'job refused'.
 - ii. The individual has a Non-compliance record Type:
 - Non-compliance Type: Job Training
 - Non-compliance Reason: Failed/Refused Job Training
 - h. Either of the following conditions is not true:
 - i. The individual has an employment termination reason is 'job refused' and the program is intake and the individual's application date is after the job refusal time limit = employment termination date + county defined time limit.
 - ii. The individual has an employment termination reason is 'job refused' and the individual application Date is before the Job Refusal termination date
 - i. The rule 'Do not allow good cause for job refusal.' is not active.
 - j. The rule 'Penalize individual for job refusal (Most Counties)' is active.
 - k. The rule 'Sanction recipient who refused job or training' is not active.
 - l. The individual is active.
 - m. The rule 'Sanction recipient for refusing job offer or training.' is not active.
 - n. The rule Do not penalize refused job offers without good cause.' is not active.
 - o. The rule 'Sanction recipient who refused job offer or training trigger Notice of Action' is active.
- B. All the conditions are met:
- a. Either of the following true:
 - i. The program is intake and employment termination date is after or the same as Job Termination time limit date (Individual program application date – county defined Time limit duration.
 - ii. The Individual is active and Employment termination date is within payment month.
 - b. The rule 'Determine sanction for individual with job termination.' is active.
 - c. The rule 'Determine sanction for job termination based on good cause' is not active.
 - d. The rule 'Do not allow good cause for job termination for recipients' is active.

- e. The program is intake.
- f. The individual has a Termination Reason on employment detail and it is a county defined good cause reason.
- g. Either of the following conditions are true:
- i. The individual's employment termination reason is 'job refused'.
 - ii. The individual has a Non-compliance record Type:
 - Non-compliance Type: Job Training
 - Non-compliance Reason: Failed/Refused Job Training
- h. Either of the following conditions is not true:
- i. The individual has an employment termination reason is 'job refused' and the program is intake and the individual's application date is after the job refusal time limit = employment termination date + county defined time limit.
 - ii. The individual has an employment termination reason is 'job refused' and the individual application Date is before the Job Refusal termination date
- i. The rule 'Do not allow good cause for job refusal.' is not active.
 - j. The rule 'Penalize individual for job refusal. (Most Counties)' is active.
 - k. The rule 'Sanction recipient who refused job or training' is active.
 - l. The individual is active.
- C. All the conditions are met:
- a. Either of the following true:
 - i. The program is intake and employment termination date is after or the same as Job Termination time limit date (Individual program application date – county defined Time limit duration.
 - ii. The Individual is active and Employment termination date is within payment month.
 - b. The rule 'Determine sanction for individual with job termination.' is active.
 - c. The rule 'Determine sanction for job termination based on good cause' is not active.
 - d. The rule 'Do not allow good cause for job termination for recipients' is active.
 - e. The program is intake.
 - f. The individual has a Termination Reason on employment detail and it is a county defined good cause reason.
 - g. Either of the following conditions are true:
 - i. The individual's employment termination reason is 'job refused'.

- ii. The individual has a Non-compliance record Type:
 - Non-compliance Type: Job Training
 - Non-compliance Reason: Failed/Refused Job Training
- h. Either of the following conditions is not true:
 - i. The individual has an employment termination reason is 'job refused' and the program is intake and the individual's application date is after the job refusal time limit = employment termination date + county defined time limit.
 - ii. The individual has an employment termination reason is 'job refused' and the individual application Date is before the Job Refusal termination date.
- i. The rule 'Do not allow good cause for job refusal.' is not active.
- j. The rule 'Penalize individual for job refusal. (Most Counties)' is active.
- k. The rule 'Sanction recipient who refused job or training.' is not active.
- l. The individual is active.
- m. The rule 'Sanction recipient for refusing job offer or training.' is not active.
- n. The rule Do not penalize refused job offers without good cause.' is not active.
- o. The rule 'Sanction recipient who refused job offer or training trigger Notice of Action' is not active.
- D. All the conditions are met:
 - a. Either of the following true:
 - i. The program is intake and employment termination date is after or the same as Job Termination time limit date (Individual program application date – county defined Time limit duration.
 - ii. The Individual is active and Employment termination date is within payment month.
 - b. The rule 'Determine sanction for individual with job termination.' is not active.
 - c. The rule 'Determine sanction based on Job Termination Reason.' is not active.
 - d. The rule 'Sanction self-imposed job termination reason.' is not active.
 - e. The rule 'Do not allow good cause for any job termination reasons.' is active.
 - f. The program is intake.

Category	Short Description
73	Job Terminated No Good Cause (Recipient)

3. The new program/person status reason CT73 'Job Terminated' will be set as a display status reason when all the following conditions:
- a. Either of the following true:
 - i. The program is intake and employment termination date is after or the same as Job Termination time limit date (Individual program application date – county defined Time limit duration).
 - ii. The Individual is active and Employment termination date is within payment month.
 - b. The rule 'Determine sanction for individual with job termination.' is active.
 - c. The rule 'Determine sanction for job termination based on good cause' is active.
 - d. The rule 'Sanction individual for job termination without good cause. (San Diego)' is not active.
 - e. The rule 'Sanction individual for job termination without good cause.' is active.

Category	Short Description
73	Job Terminated

4. The new program/person status reason CT73 'Job Termination No Good Cause' will be set as a display status reason when all the following conditions are met:
- a. Either of the following true:
 - i. The program is intake and employment termination date is after or the same as Job Termination time limit date (Individual program application date – county defined Time limit duration).
 - ii. The Individual is active and Employment termination date is within payment month.
 - b. The rule 'Determine sanction for individual with job termination.' is active.
 - c. The rule 'Determine sanction for job termination based on good cause' is not active.
 - d. The rule 'Do not allow good cause for job termination for recipients' is not active.
 - e. The individual has a Termination Reason on employment detail and it is a county defined good cause reason.
 - f. The program is intake.

Category	Short Description
73	Job Termination No Good Cause

5. The new program/person status reason CT73 ' County Decision No Good Cause' will be set as a display status reason when all the following conditions are met:
 - a. Either of the following true:
 - i. The program is intake and employment termination date is after or the same as Job Termination time limit date (Individual program application date – county defined Time limit duration.
 - ii. The Individual is active and Employment termination date is within payment month.
 - b. The rule 'Determine sanction for individual with job termination.' is active.
 - c. The rule 'Determine sanction for job termination based on good cause.' is not active.
 - d. The rule 'Do not allow good cause for job termination for recipients' is active.
 - e. The program is intake.
 - f. The individual has a Termination Reason on employment detail and it is a county defined good cause reason.
 - g. Either of the following conditions are true:
 - i. The individual's employment termination reason is 'job refused'.
 - ii. The individual has a Non-compliance record Type:
 - Non-compliance Type: Job Training
 - Non-compliance Reason: Failed/Refused Job Training
 - h. Either of the following conditions is not true:
 - i. The individual has an employment termination reason is 'job refused' and the program is intake and the individual's application date is after the job refusal time limit = employment termination date + county defined time limit.
 - ii. The individual has an employment termination reason is 'job refused' and the individual application Date is before the Job Refusal termination date.
 - i. The rule 'Do not allow good cause for job refusal.' is active.

Category	Short Description
73	County Decision No Good Cause

6. The new program/person status reason CT73 ' Refused Job (Applicant)' will be set as a display status reason when all the following conditions are met:
 - a. Either of the following true:
 - i. The program is intake and employment termination date is after or the same as Job Termination time limit date (Individual program application date – county defined Time limit duration.
 - ii. The Individual is active and Employment termination date is within payment month.
 - b. The rule 'Determine sanction for individual with job termination.' is active.

- c. The rule 'Determine sanction for job termination based on good cause' is not active.
- d. The rule 'Do not allow good cause for job termination for recipients' is active.
- e. The program is intake.
- f. The individual has a Termination Reason on employment detail and it is a county defined good cause reason.
- g. Either of the following conditions are true:
 - i. The individual's employment termination reason is 'job refused'.
 - ii. The individual has a Non-compliance record Type:
 - Non-compliance Type: Job Training
 - Non-compliance Reason: Failed/Refused Job Training
- h. Either of the following conditions is not true:
 - i. The individual has an employment termination reason is 'job refused' and the program is intake and the individual's application date is after the job refusal time limit = employment termination date + county defined time limit.
 - ii. The individual has an employment termination reason is 'job refused' and the individual application Date is before the Job Refusal termination date.
- i. The rule 'Do not allow good cause for job refusal.' is not active.
- j. The rule 'Penalize individual for job refusal (Most Counties)' is active.
- k. The rule 'Sanction recipient who refused job or training' is not active.
- l. The individual is the intake.
- m. The rule 'Sanction applicants for refusing job or training.' is not active.
- n. The rule 'Do not penalize refused job offers without good cause.' is not active.
- o. The rule 'Sanction applicant for refusing job or training trigger Notice of Action' is active.

Category	Short Description
73	Refused Job (Applicant)

- 7. The new program/person status reason CT73' Refused Job (recipient)' will be set as a display status reason when all the following conditions in either A or B are met:
 - a. Either of the following true:
 - i. The program is intake and employment termination date is after or the same as Job Termination time limit date (Individual program application date – county defined Time limit duration).
 - ii. The Individual is active and Employment termination date is within payment month.

- b. The rule 'Determine sanction for individual with job termination.' is active.
- c. The rule 'Determine sanction for job termination based on good cause.' is not active.
- d. The rule 'Do not allow good cause for job termination for recipients' is active.
- e. The program is intake.
- f. The individual has a Termination Reason on employment detail and it is a county defined good cause reason.
- g. Either of the following conditions are true:
 - i. The individual's employment termination reason is 'job refused'.
 - ii. The individual has a Non-compliance record Type:
 - Non-compliance Type: Job Training
 - Non-compliance Reason: Failed/Refused Job Training
- h. Either of the following conditions is not true:
 - i. The individual has an employment termination reason is 'job refused' and the program is intake and the individual's application date is after the job refusal time limit = employment termination date + county defined time limit.
 - ii. The individual has an employment termination reason is 'job refused' and the individual application Date is before the Job Refusal termination date.
- i. The rule 'Do not allow good cause for job refusal.' is not active.
- j. The rule 'Penalize individual for job refusal. (Most Counties)' is active.
- k. The rule 'Sanction recipient who refused job or training' is not active.
- l. The individual is active.
- m. The rule 'Sanction recipient for refusing job offer or training.' is not active.
- n. The rule 'Do not penalize refused job offers without good cause.' is not active.
- o. The rule 'Sanction recipient who refused job offer or training trigger Notice of Action' is active.

Category	Short Description
73	Refused Job (Recipient)

- 8. The new program/person status reason 'CT73' Refused Job No good cause (County Decision)' will be set as a display status reason when all the following conditions are met:
 - a. Either of the following true:
 - i. The program is intake and employment termination date is after or the same as Job Termination time limit date (Individual program application date – county defined Time limit duration).
 - ii. The Individual is active and Employment termination date is within payment month.
 - b. The rule 'Determine sanction for individual with job termination.' is active.
 - c. The rule 'Determine sanction for job termination based on good cause' is not active.

- d. The rule 'Do not allow good cause for job termination for recipients' is active.
- e. The program is intake.
- f. The individual has a Termination Reason on employment detail and it is a county defined good cause reason.
- g. Either of the following conditions are true:
 - i. The individual's employment termination reason is 'job refused'.
 - ii. The individual has a Non-compliance record Type:
 - Non-compliance Type: Job Training
 - Non-compliance Reason: Failed/Refused Job Training
- h. Either of the following conditions is not true:
 - i. The individual has an employment termination reason is 'job refused' and the program is intake and the individual's application date is after the job refusal time limit = employment termination date + county defined time limit.
 - ii. The individual has an employment termination reason is 'job refused' and the individual application Date is before the Job Refusal termination date.
- i. The rule 'Do not allow good cause for job refusal.' is not active.
- j. The rule 'Penalize individual for job refusal. (Most Counties)' is not active.
- k. The rule 'Penalize individual for job refusal or training without good cause. (San Mateo, Santa Cruz)' is active.
- l. The rule 'Do not penalize applicants for refusing job offer.' is not active.
- m. The rule 'Do not penalize Good cause for job refusal.' is active.
- n. The individual does not have a valid good cause for job refusal.

Category	Short Description
73	Refused Job No Good Cause (County Decision)

Please refer the [Rules Flow Diagram](#) in the Appendix section on how to open and navigate the Visio diagram

2.29.11.3 Correspondence

2.29.11.3.1 Overview

This section describes the Notice of Action (NOA) triggers that will be created depending on the resulting EDBC reason code in the previous sections. Notices only trigger from certain reason codes listed in this section.

The reason codes listed in the rule recommendations are formatted as <CalWIN Reason Code> - <CalSAWS EDBC Display Reason>. The trigger condition describes the statuses and reasons in which the notice will trigger for. The county-specific information describes which counties and actions the notices will generate for, as well as the document name and number that will be displayed

on the distributed documents page. The template column determines how notices are grouped when generated.

2.29.11.3.2 Description of Change

1. Reason Code: XAN028 - Refused Job

- a. Trigger Condition
 - i. This notice generates for the applicable counties when an individual was 'Pending' and is now 'Denied' on the current EDBC with the reason 'Refused Job'.
- b. Person Level Reason
- c. County-specific information:

County	Action	Document Description	Number	Template
Contra Costa	Denial	GA Denial - Refused Employment - 60 Day Penalty	134 0	11519
Santa Barbara	Denial	GR - Deny - Job Responsibility	161-0	12701

2. Reason Code: XAN074 – Job Terminated no good cause (recipient)

- a. Trigger Condition
 - i. This notice generates for the applicable counties when an individual was 'Active' in the previous saved EDBC and is now 'Discontinued' on the current EDBC with the reason 'Job Terminated no good cause (recipient)'.
- b. Person Level Reason
- c. County-specific information:

County	Action	Document Description	Number	Template
San Francisco	Discontinuance	CAAP Discontinuance: Refused Employment	031 1	12599

3. Reason Code: XAN075 - Job Terminated no good cause (recipient)

- a. Trigger Condition
 - i. This notice generates for the applicable counties when an individual was 'Active' in the previous saved EDBC and is now 'Discontinued' on the current EDBC with the reason 'Job Terminated no good cause (recipient)'.
- b. Person Level Reason
- c. County-specific information:

County	Action	Document Description	Number	Template
Placer	Discontinuance	Discontinuance - failure to accept employment/referral	074-0	608577

4. Reason Code: XAN147 – Job Terminated

a. Trigger Condition

- i. This notice generates for the applicable counties when an individual was 'Pending' and is now 'Denied' on the current EDBC with the reason 'Job Terminated'.
- or
- ii. An individual was 'Active' in the previous saved EDBC and is now 'Discontinued' on the current EDBC with the reason 'Job Terminated'.

b. Person Level Reason

c. County-specific information:

County	Action	Document Description	Number	Template
Fresno	Discontinuance	General Relief Discontinuance - Employable Requirements	017-C	12624
Fresno	Denial	General Relief Denial - Employable Requirements	138-A	11550
Santa Clara	Discontinuance	GA Discontinuance - Voluntary Quit	GA 082	610074

5. Reason Code: XAN151 – Job Termination No Good Cause

a. Trigger Condition

- i. This notice generates for the applicable counties when an individual was 'Pending' and is now 'Denied' on the current EDBC with the reason 'Job Termination No Good Cause'.
- or
- ii. An individual was 'Active' in the previous saved EDBC and is now 'Discontinued' on the current EDBC with the reason 'Job Termination No Good Cause'.

b. Person Level Reason

c. County-specific information:

County	Action	Document Description	Number	Template
Santa Barbara	Discontinuance	GR - Disc - Job Responsibility	061-0 (08/97)	12375
Santa Barbara	Denial	GR - Deny - Job Responsibility	161-0	12701
Santa Clara	Denial	GA Denial - Quit Job Without Good Cause	GA 137	12038
Solano	Denial	GA - Denial - Job Responsibility	161	12112

6. Reason Code: XAN152 - Quit Job

a. Trigger Condition

- i. This notice generates for the applicable counties when an individual was 'Pending' and is now 'Denied' on the current EDBC with the reason 'Quit Job'.
- b. Person Level Reason
- c. County-specific information:

County	Action	Document Description	Number	Template
Santa Cruz	Denial	Denial - GA Denial for Termination of Employment in Past 30 Days	126-B	610714
Yolo	Denial	General Assistance Denial - Job Quit Sanction	112-3	12214

7. Reason Code: XAN154 - County Decision No good cause

- a. Trigger Condition
 - i. This notice generates for the applicable counties when an individual was 'Active' in the previous saved EDBC and is now 'Discontinued' on the current EDBC with the reason 'County Decision No good cause'.
- b. Person Level Reason
- c. County-specific information:

County	Action	Document Description	Number	Template
Yolo	Discontinuance	GA Discontinuance - Sanction - Failure to Accept or Appear for a Job	074-8	12217

8. Reason Code: XAN158 – Refused Job (applicant)

- a. Trigger Condition
 - i. This notice generates for the applicable counties when an individual was 'Active' in the previous saved EDBC and is now 'Discontinued' on the current EDBC with the reason 'Refused Job (applicant)'.
- b. Person Level Reason
- c. County-specific information:

County	Action	Document Description	Number	Template
Orange	Discontinuance	GR Disc - GRWP Non-Cooperation	070/071 A	609248

9. Reason Code: XAN159 - Refused Job (applicant)

- a. Trigger Condition
 - i. This notice generates for the applicable counties when an individual was 'Pending' and is now 'Denied' on the current EDBC with the reason 'Refused Job (applicant)'.
- b. Person Level Reason

c. County-specific information:

County	Action	Document Description	Number	Template
Solano	Denial	GA - Denial - Job Responsibility	161	12112

10. Reason Code: XAN163 - Refused Job (recipient)

a. Trigger Condition

- i. This notice generates for the applicable counties when an individual was 'Active' in the previous saved EDBC and is now 'Discontinued' on the current EDBC with the reason 'Refused Job (recipient)'.

b. Person Level Reason

c. County-specific information:

County	Action	Document Description	Number	Template
Contra Costa	Discontinuance	GA Disc - Failure to Accept Employment - 2, 4, 6 Month Sanction	031-1	12270
Santa Barbara	Discontinuance	GR - Disc - Job Responsibility	061-0 (08/97)	12375

11. Reason Code: XAN165 - Refused Job No good cause (County Decision)

a. Trigger Condition

- i. This notice generates for the applicable counties when an individual was 'Pending' and is now 'Denied' on the current EDBC with the reason 'Refused Job No good cause (County Decision)'.
or
- ii. An individual was 'Active' in the previous saved EDBC and is now 'Discontinued' on the current EDBC with the reason 'Refused Job No good cause (County Decision)'.

b. Person Level Reason

c. County-specific information:

County	Action	Document Description	Number	Template
Santa Cruz	Discontinuance	Sanction for GA - Failed to Fulfill Employable Requirements	006-A	12094
Santa Cruz	Denial	Denial - GA Denial for Failure to Comply w/Employable Person Agreement	128-B	610716

2.29.11.4 Project Requirements

DDID 2314	DDID Description	How DDID Requirement Met	Rule Flow Diagram
	[Business Rule: {Job Termination –Most of the Counties } CalSAWS must determine whether to apply a Sanction, Penalty or POI on an individual applying for GA/GR whose job was terminated.]	The rule ‘Determine sanction for individual with job termination. ‘ Will meet this requirement	The following rule is stated in the business flow diagram and admin matrix
	[Business Rule: {Job terminated within last 30 days} CalSAWS must determine whether to apply a Sanction, Penalty or POI on an individual applying for GA/GR whose job was terminated within last 30 days based on Good cause and Program mode.]	The rule ‘Determine sanction for job termination based on good cause ‘ Will meet this requirement	The following rule is stated in the business flow diagram and admin matrix
	[Business Rule: {County does not allow good cause for job termination of recipients} CalSAWS must determine whether to apply a Sanction, Penalty or POI on an individual applying for GA/GR whose job was terminated based on Good cause and program mode]	The rule ‘Do not allow good cause for job termination for recipients ‘ Will meet this requirement	The following rule is stated in the business flow diagram and admin matrix
	[Business Rule: {Self imposed job termination} CalSAWS must determine whether to apply sanction on an individual applying for GA/GR whose self imposed job was terminated based on program mode]	The rule ‘Sanction self-imposed job termination reason. ‘ Will meet this requirement	The following rule is stated in the business flow diagram and admin matrix

DDID 2314	DDID Description	How DDID Requirement Met	Rule Flow Diagram
	[Business Rule: {Apply sanction from day following the day last aided} CalSAWS must determine whether to apply Sanction from day following the day last aided on an individual applying for GA/GR whose job was terminated]	The rule 'Apply Sanction to recipient with no good cause for job termination. ' Will meet this requirement	The following rule is stated in the business flow diagram and admin matrix
	[Business Rule: {Apply sanction from first month timely notice can be given} CalSAWS must determine whether to apply Sanction from first month timely notice can be given on an individual applying for GA/GR whose job was terminated]	The rule 'Apply Sanction to individual with no good cause for job termination. ' Will meet this requirement	The following rule is stated in the business flow diagram and admin matrix
	[Business Rule: {Must apply for UIB} CalSAWS must determine whether to apply UIB on an individual applying for GA/GR whose job was terminated]	The rule 'Fail applicant if employed ' Will meet this requirement	The following rule is stated in the business flow diagram and admin matrix
	[Business Rule: {Recipient of GA refusing job offer without good cause} CalSAWS must determine whether to apply a Sanction from date of refusal on an individual applying for GA/GR whose job was refused based on program mode]	The rule 'Determine sanction based on Job Termination Reason. ' Will meet this requirement	The following rule is stated in the business flow diagram and admin matrix

DDID 2314	DDID Description	How DDID Requirement Met	Rule Flow Diagram
	[Business Rule: {Do not allow good cause for job refusal} CalSAWS must determine whether to apply a Sanction, Penalty or POI on an individual applying for GA/GR whose job was refused based on program mode]	The rule 'Sanction recipient who refused job or training ' Will meet this requirement	The following rule is stated in the business flow diagram and admin matrix
	[Business Rule: {Job refusal most of the counties} CalSAWS must determine whether to apply a Sanction, Penalty or POI on an individual applying for GA/GR whose job was refused based on program mode and good cause]	The rule 'Do not allow good cause for job refusal. ' Will meet this requirement	The following rule is stated in the business flow diagram and admin matrix
	[Business Rule: {Job Refusal-Senate, Santacruz} CalSAWS must determine whether to apply a Sanction, Penalty or POI on an individual applying for GA/GR whose job was refused based on Good Cause AND Program mode]	The rule 'Penalize individual for job refusal (Most Counties) ' Will meet this requirement	The following rule is stated in the business flow diagram and admin matrix
	[Business Rule: {County does not penalize applicants for refusing job offer} CalSAWS must determine whether to penalize an individual applying for GA/GR whose job was refused based on Program mode]	The rule 'Penalize individual for job refusal or training without good cause(San Mateo, Santa Cruz) ' Will meet this requirement	The following rule is stated in the business flow diagram and admin matrix

DDID 2314	DDID Description	How DDID Requirement Met	Rule Flow Diagram
	[Business Rule: {Do not allow good cause for job termination} CalSAWS must determine whether to apply a Sanction, Penalty or POI on an individual applying for GA/GR whose job was terminated based on program mode]	The rule 'Do not penalize applicants for refusing job offer. ' Will meet this requirement	The following rule is stated in the business flow diagram and admin matrix
	[Business Rule: {Apply penalty from date of refusal for applicants} CalSAWS must determine whether to apply penalty from date of refusal on an individual applying for GA/GR whose job was refused]	The rule 'Do not allow good cause for any job termination reasons. ' Will meet this requirement	The following rule is stated in the business flow diagram and admin matrix
	[Business Rule: {County does not penalize refused job offers without good cause beyond the last 30 days} CalSAWS must determine whether to apply a Sanction, Penalty or POI on an individual applying for GA/GR whose job was refused without good cause beyond last 30 days]	The rule 'Sanction applicants for refusing job or training. ' Will meet this requirement	The following rule is stated in the business flow diagram and admin matrix
	[Business Rule: {Apply POI from date of refusal for applicants for job refusal without good cause} CalSAWS must determine whether to apply POI from date of refusal on an individual applying for GA/GR whose job was refused without a good cause]	The rule 'Do not penalize refused job offers without good cause. ' Will meet this requirement	The following rule is stated in the business flow diagram and admin matrix

DDID 2314	DDID Description	How DDID Requirement Met	Rule Flow Diagram
	[Business Rule: {Apply POI from date of refusal for applicants for job refusal without good cause} CalSAWS must determine whether to apply POI from date of refusal on an individual applying for GA/GR whose job was refused without a good cause]	The rule 'Sanction applicant for refusing job or training trigger Notice of Action ' Will meet this requirement	The following rule is stated in the business flow diagram and admin matrix
	[Business Rule: {Recipient refused job offer without good cause} CalSAWS must determine whether to apply sanction on an individual applying for GA/GR whose job was refused without a good cause]	The rule 'Sanction recipient for refusing job offer or training. ' Will meet this requirement	The following rule is stated in the business flow diagram and admin matrix
	[Business Rule: {Good cause for job refusal in last 30 days and reported within 3 days} CalSAWS must determine whether to apply sanction on an individual whose job was refused within last 30 days with good cause and reported within 3days]	The rule 'Do not penalize Good cause for job refusal. ' Will meet this requirement	The following rule is stated in the business flow diagram and admin matrix
	[Business Rule: {Sanction from date of refusal} CalSAWS must determine whether to apply Sanction from date of refusal on an individual applying for GA/GR whose job was refused]	The rule 'Sanction applicant for refusing job or training trigger Notice of Action ' Will meet this requirement	The following rule is stated in the business flow diagram and admin matrix

DDID 2314	DDID Description	How DDID Requirement Met	Rule Flow Diagram
	[Business Rule: {Individual job terminated in the last 12 months} CalSAWS must determine whether to apply a Sanction, Penalty or POI on an individual applying for GA/GR whose job was terminated within last 12 months]	The rule 'Sanction individual for job termination without good cause.' Will meet this requirement	The following rule is stated in the business flow diagram and admin matrix
	[Business Rule: {Individual job terminated 30 days ago} CalSAWS must determine whether to apply a Sanction, Penalty or POI on an individual applying for GA/GR whose job was terminated 30 days ago based on Good cause and Program mode]	The rule 'Sanction individual for job termination without good cause(San Diego)' Will meet this requirement	The following rule is stated in the business flow diagram and admin matrix
	[Business Rule: {Job Refusal–Sanction from day following the day last aided} CalSAWS must determine whether to apply a Sanction, Penalty or POI from day following the day last aided on an individual applying for GA/GR whose job was refused]	The rule 'Sanction recipient who refused job offer or training trigger Notice of Action' Will meet this requirement	The following rule is stated in the business flow diagram and admin matrix
	[Business Rule: {Job Refusal–Sanction from first month that timely notice can be given} CalSAWS must determine whether to apply a Sanction, Penalty or POI from first month that timely notice can be given on an individual applying for GA/GR whose job was refused]	The rule 'Sanction recipient who refused job offer or training trigger Notice of Action' Will meet this requirement	The following rule is stated in the business flow diagram and admin matrix

2.30 Data Change Request to add Issuance Threshold values

2.30.1 Overview

Issuance Thresholds are established to determine the amount of benefits or services payments for each Program that can be approved by an Eligibility Worker without requiring a supervisor override. These issuance thresholds are maintained in the System, and can be updated by the county on the County Benefit Threshold page.

2.30.2 Description of Change

Perform a data change to add a default value of 1000 for the General Assistance/General Relief (GA/GR) program issuance thresholds for the CalWIN counties. The GA/GR issuance threshold values for the CalWIN counties will be updated with county provided values with SCR CA-215927 in 21.11.

2.30.3 Estimated Number of Records Impacted/Performance

Approximately 54 records.

2.31 Batch/Interfaces - Create Rules Admin Batch

2.31.1 Overview

The county rules admin batch will process each requested rules admin change that are listed on the pending updates section of the County Rules Detail page as displayed in sections 2.1 and 2.2.

2.31.2 Description of Change

Create a new batch job that will process each requested rules admin change for a county. The job will do the following:

1. Retrieve the pending rule admin changes from the transact table that were requested by the Online users for processing.
2. End date the current rules admin record using the begin date of the transaction record if it currently exists.
3. Insert a new rules admin record with the details of the rules admin transact table.
4. Update the transact record from the table once successfully processed with a Complete status or an Error status if there was an issue processing.

2.31.3 Execution Frequency

Daily (Mon-Sat).

2.31.4 Key Scheduling Dependencies

This batch job should run before Batch EDBC.

2.31.5 Counties Impacted

All Counties.

2.31.6 Failure Procedure/Operational Instructions

Batch Support Operations staff will evaluate transmission errors and failures and determine the appropriate resolution (i.e., manually retrieving the file from the directory and contacting the external partner if there is an account or password issue, etc.).

3 SUPPORTING DOCUMENTS

Number	Functional Area	Description	Attachment
1.			
2.			

4 MIGRATION IMPACTS

This SCR is LA county specific. There are no migration impacts.

5 OUTREACH


NONE

6 APPENDIX

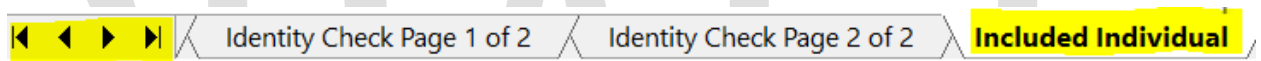
6.1 Rules Flow Diagram

Viewing Visio Document in Internet Explorer

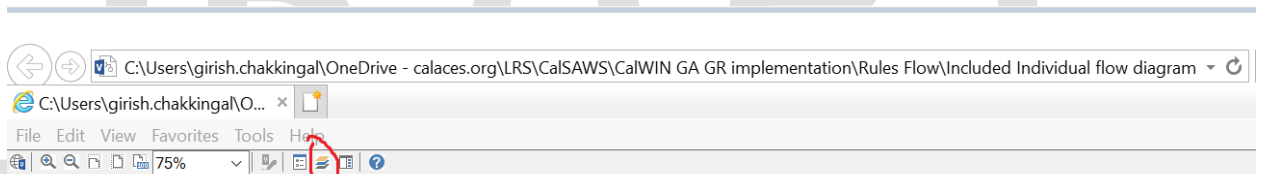
1. This is applicable for Laptops/Desktops that do not have Microsoft Visio software installed
2. Once you double click the attachment or right click and open with Internet Explorer the Visio will open in internet explorer.
3. The internet Explorer will open with the below pop up in the bottom of the page



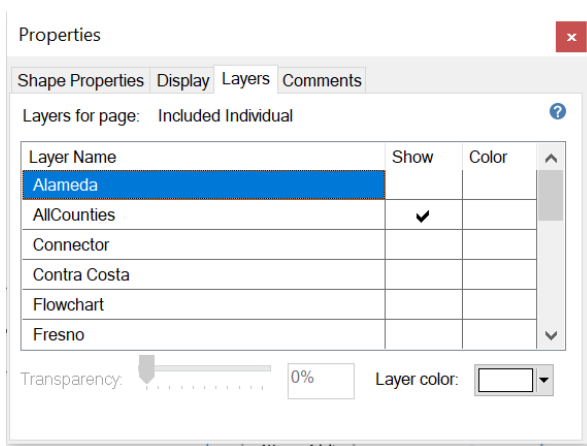
4. Click Allow Blocked Content.
5. Once the Visio opens in Internet Explorer, select the tab at the bottom and navigate using the buttons highlighted below for the appropriate rules (in this case Included Individual)



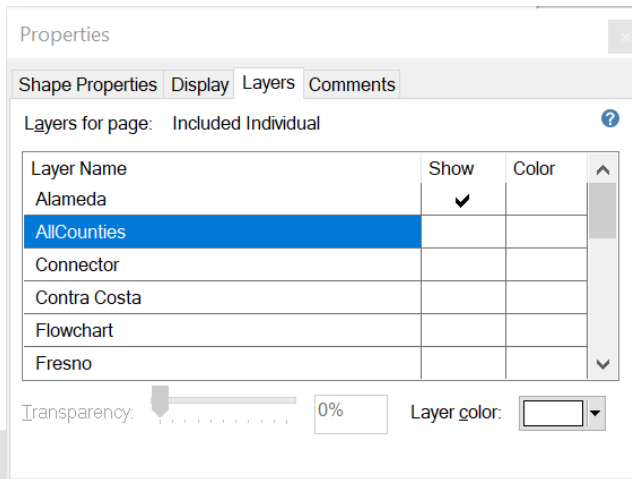
6. Click the layer icon circled in red color below



7. Once the layers button is clicked the Properties box will pop up.



8. Then click the county name that is applicable to you, in this case Alameda



9. Once you select Alameda and close the properties pop up (by clicking the x button at top right corner like closing a tab or window) the flow diagram will show only the rules /functionalities applicable to Alameda.

Viewing Visio Document in Microsoft Visio

1. This is applicable for Laptops/Desktops that do have Microsoft Visio software installed
2. Once you double click the attachment or right click and open with Visio then it will open in Microsoft Visio
3. Once the Visio opens in Internet Explorer, select the tab at the bottom and navigate using the buttons highlighted below for the appropriate rules (in this case Included Individual)



4. On the right side of the flow diagram the counties names will be displayed as shown below

All Counties

- Alameda
- Contra Costa
- Fresno
- Orange
- Placer
- Sacramento
- San Diego
- San Francisco
- San Luis Obispo
- SanMateo
- Santa Barbara
- Santa Clara
- Santa Cruz
- Solano
- Sonoma
- Tulare
- Ventura

5. Then click the county name that is applicable to you, in this case Alameda as shown below

Alameda

- Alameda
- Contra Costa
- Fresno
- Orange
- Placer
- Sacramento
- San Diego
- San Francisco
- San Luis Obispo
- SanMateo
- Santa Barbara
- Santa Clara
- Santa Cruz
- Solano
- Sonoma
- Tulare
- Ventura

6. Once you select Alameda the flow diagram will show only the rules /functionalities applicable to Alameda.

6.2 Status Reason (CT73)

A. Reference table for CT73 (Program status reason) and corresponding status reason in this design document. This table shows the values for the new columns added.

i. Key:

1. GA/GR Priority
 - a. The lower the number the higher the priority
2. GA/GR Program Role
 - a. FE – This indicator means the status reason will change the person role to FRE - 'Financially Responsible – Excluded'
 - b. FI – This indicator means this status reason will change the person role to FRI 'Financially Responsible – Included'
 - c. MM – This indicator means this status reason will change the person role to MMO 'Medi-Cal Member Only'
 - d. UP – This indicator means this status reason will change the person role to UP 'Unaided Person'
3. GA/GR Close Person
 - a. CanCloseBoth – Indicator means this status reason can close both person and program level.
 - b. Y – indicator means this status reason can close the person.
4. GA/GR Close Program
 - a. CanCloseBoth – Indicator means this status reason can close both person and program level.
 - b. Y – Indicator means this status reason can close the program.
5. General Relief
 - a. Y -Indicator means this status reason will be applicable for CalWINs General Relief Program

CalWIN Status	GR Priority	CalSAWs Status (Status Reason)	GA/GR Program Role	GA/GR Close Person	GA/GR Close Program
XAN154	5660	County Decision No Good Cause		Y	
XAN064	1300	Did Not Sign Lien			Y
XAN031	5600	Drug Felon		Y	
XAN061	5620	Drug Felon (GA)		Y	

XAN069	5640	Drug Felon Committed After County Date		Y	
XAN984	1380	Drug Treatment			Y
XAN081	5980	Employed		Y	
XAN060	1400	Employed More Than County Hours			Y
XAN163*	5820	Failed Orientation		Y	
XAN162	5900	Failed to Comply: Drug/Alchl.		Y	
XAN087	5440	Failed to Comply: Audit		Y	
XAN022	5920	Failed to Comply: Drug/Alcohol		Y	
XAN079	5460	Failed to Comply: QC		Y	
XAN057	5540	Fleeing Felon		Y	
XAN058	5560	Fleeing Felon After County Date		Y	
E10020	not displayed on EDBC	FTP Employment			
XAN470	5580	FTP No Proof Fleeing Felon		Y	
XAN124	1340	GA-241 Not Signed			Y
XAN131	1360	GA-243 Not Signed			Y
XAN043	5680	Job Term No Good Cause		Y	
XAN145	5680	Job Term No Good Cause		Y	
XAN149	5680	Job Term No Good Cause		Y	
XAN150	5680	Job Term No Good Cause		Y	
XAN153	5680	Job Term No Good Cause		Y	
XAN155	5680	Job Term No Good Cause		Y	
XAN164	5680	Job Term No Good Cause		Y	
XAN147	5700	Job Terminated		Y	
XAN074	5720	Job Terminated No Good Cause (Recipient)		Y	
XAN075	5720	Job Terminated No Good Cause (Recipient)		Y	
XAN151	5740	Job Termination No Good Cause		Y	
XAN065	1320	Lien Not Signed			Y
XAN085	6120	No Good Cause - Volunteer Quit		Y	
XAN062	1280	Non-Citizen Lien Not Signed			Y
XAN030	5480	Non-Compliant		Y	
XAN412	5480	Non-Compliant		Y	
XAN029	5500	Non-Comply with Fraud Prevention		Y	
XAN007	5520	Not Cooperating		Y	
XAN082	1420	Over County Working Hours			Y
XAN044	5420	Probation/Parole Violator		Y	
XAN152*	6140	Quit Job		Y	
XAN025	6140	Quit Job		Y	

XAN073	6140	Quit Job		Y	
XAN148	6140	Quit Job		Y	
XAN161	6140	Quit Job		Y	
XAN028	5780	Refused Job		Y	
XAN159	5800	Refused Job (Applicant)		Y	
XAN158	5800	Refused Job (Applicant)		Y	
XAN163*	5880	Refused Job (Recipient)		Y	
XAN165	5840	Refused Job No Good Cause (County Decision)		Y	
XAN070	5860	Refused Job Offer/Voluntarily Quit Job		Y	
XAN071	5860	Refused Job Offer/Voluntarily Quit Job		Y	
XAN076	6160	Refused Job Offer/Volunteer Quit Job		Y	
XAN156	6180	Refused Job Offer/Volunteer Quit Job No Show		Y	
XAN808	5940	Sanction - Striker		Y	
XAN369	6200	Sanction <30 w/ Aid Inkind		Y	
XAN370	6220	Sanction > 30 w/ Aid Inkind		Y	
XAN026	1260	SC-20 Not Signed			Y
XAN013	6000	Self Employed		Y	
XAN047	3060	Striker		CanCloseBoth	CanClose
XAN068	5960	Striker No Good Cause		Y	
XAN023	6240	Volunteer Quit (County Decision)		Y	
XAN157	6260	Volunteer Quit (Not Cured)		Y	
XAN152*	6280	Volunteer Quit (Self-Imposed)		Y	
XAN508	6300	Volunteer Quit Job No Show(Recipient)		Y	
XAN509	6320	Within Sanction Time Limit		Y	

6.3 Reference table search (used by developers and testers)

This table lists information on what database table, category, and values to search and retrieve when use case conditions requires retrieving county defined values. Developers and testers will use this information to search the database for the required values.

Use Case	CalSAWs Table	Description (summary of what we are doing in this table)	Example	Category ID	Reference Columns used to search	Column values retrieved
----------	---------------	--	---------	-------------	----------------------------------	-------------------------

<p>Volunteer Quit</p>	<p>County Defined Time Limit</p>	<p>The table 'County Defined Time Limit' (CT 10634) will provide the time limit duration for the CaLWIN GAGR CalWIN County.</p> <p>Search based on the Code number identifier 'VQ'.</p> <p>Retrieve the following reference columns:</p> <p>Reference column '[County Name] TIME LIMIT' which will give a numeric value (1,2,3.....).</p> <p>Reference column "[County Name] UNIT OF MEASUREMENT" will give a String Value (D,H,M or Y) with (D = Days, H=Hours, M = Months, Y = Years).</p> <p>These two values will give the duration of 'County Defined Specific Period'.</p> <p>Note - [County Name] is a placeholder for whatever county being searched for.</p>	<p>Example for Searching the time limit table for Voluntary Quit for the county of Alameda :</p> <p>Search:</p> <p>Reference Column: Alameda Time Limit Reference Column: Alameda Unit of measurement</p> <p>From: Code Detail Table</p> <p>Where: Code number identifier = VQ Category Id = 10634</p> <p>Result: "Alameda Time Limit" = 24 "Alameda Unit of measurement" = D</p> <p>Meaning:Alameda time limit duration for 'Voluntary Quit' is 24 Days</p>	<p>10634</p>	<p>Code number Id = VQ</p>	<p>Column [County] TIME LIMIT Value: Numeric (1,2,3.....)</p> <p>Column 'County] UNIT OF MEASUREMENT' Value: String Value (D,M,H)</p>
-----------------------	----------------------------------	---	--	--------------	----------------------------	---

<p>Employment status</p>	<p>County Defined Time Limit</p>	<p>The table 'County Defined Time Limit' (CT 10634) will provide the time limit duration for the CaLWIN GAGR CalWIN County.</p> <p>Search based on the Code number identifier 'ES' .</p> <p>Retrieve the following reference columns:</p> <p>Reference column '[County Name] TIME LIMIT' which will give a numeric value (1,2,3.....).</p> <p>Reference column "[County Name] UNIT OF MEASUREMENT" will give a String Value (D,H,M or Y) with (D = Days, H=Hours, M = Months, Y = Years).</p> <p>These two values will give the duration of 'County Defined Specific Period'.</p> <p>Note - [County Name] is a placeholder for whatever county being searched for.</p>	<p>Example for Searching the time limit table for Number of working hours in a month for the county of Alameda :</p> <p>Search: Reference Column: Alameda Time Limit Reference Column: Alameda Unit of measurement</p> <p>From: Code Detail table</p> <p>Where: Code number identifier = ES Category Id = 10634</p> <p>Result: "Alameda Time Limit" = 100 "Alameda Unit of measurement" = H</p> <p>Meaning: Alameda time limit duration for 'Number of working hours in a month' is 100 Hours</p>	<p>10634</p>	<p>Code number Id = ES</p>	<p>Column [County Name] TIME LIMIT Value: Number (1,2,3.....)</p> <p>Column 'County Name] UNIT OF MEASUREMENT' Value: Value (D,M,H)</p>
--------------------------	----------------------------------	--	---	--------------	----------------------------	---

<p>Job Terminated</p>	<p>County Defined Time Limit</p>	<p>The table 'County Defined Time Limit' (CT 10634) will provide the time limit duration for the CalWIN GAGR County.</p> <p>Search based on the Code number identif 'JR' .</p> <p>Retrieve the following reference columns:</p> <p>Reference column '[County Name] TIME LIMIT' which will give a numeric value (1,2,3.....).</p> <p>Reference column "[County Name] UNIT OF MEASUREMENT" will give a String Value (D,H,M or Y) with (D = Days, H=Hours, M = Months, Y = Years).</p> <p>These two values will give the duration of 'County Defined Specific Period'.</p> <p>Note - [County Name] is a placeholder for whatever county being searched for.</p>	<p>Example for Searching the time limit table for Job Refusal for the county of Alameda :</p> <p>Search:</p> <p>Reference Column: Alameda Time Limit Reference Column: Alameda Unit of measurement</p> <p>From: Code Detail Table</p> <p>Where: Code number identif = JR Category Id = 10634</p> <p>Result: "Alameda Time Limit" = 14 "Alameda Unit of measurement" = D</p> <p>Meaning: *Alameda time limit duration for 'Job Refusal' is 14 Days</p>	<p>10634</p>	<p>Code number Id = JR</p>	<p>Column [County] TIME LIMIT Value: Numer (1,2,3.</p> <p>Column 'County OF MEASUREMENT' Value: Value (D,M,H</p>
-----------------------	----------------------------------	--	---	--------------	----------------------------	--

QC Audit	GAGR Good Cause Reason County Reference Table	<p>The table 'GAGR Good Cause Reason County Reference Table' (CT10650) will provide if the good cause reason for Non-cooperation is accepted by the CalWIN GAGR County.</p> <p>Using the reference column 'County code' (which reference CT15 County Code) and 'Good Cause' (which reference CT10346 County Hearing Good Cause Reason') to search in the Reference table 'GAGR Good Cause Reason County Reference Table' (CT 10650) to get the value in the reference column 'Applicable' .</p> <p>If the reference column 'Applicable' is Y - The county specified in Reference column 'County Code' accepts the good cause reason. If the reference column 'Applicable' is N or the entry cannot be found in CT 10650 - Then that county does not accept the good cause reason.</p>	<p>Example: Search: Reference Column: Applicable</p> <p>From: Code Detail Table</p> <p>Where: Reference Column: County Code = 01 Reference Column:Good Cause Reason Code = 'AE' Category Id = 10650</p> <p>Result Applicable = Y</p> <p>The county Alameda (01) accepts the Good Cause Reason Agency Error (AE).</p>	10650	County Code Good Cause Reason	Column Applic Values null
----------	---	---	--	-------	-------------------------------	------------------------------------

<p>Fraud Prevention</p>	<p>GAGR Good Cause Reason County Reference Table</p>	<p>The table 'GAGR Good Cause Reason County Reference Table' (CT10650) will provide if the good cause reason for Non-cooperation is accepted by the CalWIN GAGR County.</p> <p>Using the reference column 'County code' (which reference CT15 County Code) and 'Good Cause' (which reference CT10346 County Hearing Good Cause Reason') to search in the Reference table 'GAGR Good Cause Reason County Reference Table' (CT 10650) to get the value in the reference column 'Applicable'.</p> <p>If the reference column 'Applicable' is Y - The county specified in Reference column 'County Code' accepts the good cause reason. If the reference column 'Applicable' is N or the entry cannot be found in CT 10650 - Then that county does not accept the good cause reason.</p>	<p>Example: Search: Reference Column: Applicable</p> <p>From: Code Detail Table</p> <p>Where: Reference Column: County Code = 01 Reference Column: Good Cause Reason Code = 'AE' Category Id = 10650</p> <p>Result Applicable = Y</p> <p>The county Alameda (01) accepts the Good Cause Reason Agency Error (AE).</p>	<p>10650</p>	<p>County Code Good Cause Reason</p>	<p>Column Applicable Values null</p>
-------------------------	--	--	---	--------------	--	--

Drug and Alcohol Treatment	GAGR Good Cause Reason County Reference Table	<p>The table 'GAGR Good Cause Reason County Reference Table' (CT10650) will provide if the good cause reason for Non-cooperation is accepted by the CalWIN GAGR County.</p> <p>Using the reference column 'County code' (which reference CT15 County Code) and 'Good Cause' (which reference CT10346 County Hearing Good Cause Reason') to search in the Reference table 'GAGR Good Cause Reason County Reference Table' (CT 10650) to get the value in the reference column 'Applicable' .</p> <p>If the reference column 'Applicable' is Y - The county specified in Reference column 'County Code' accepts the good cause reason. If the reference column 'Applicable' is N or the entry cannot be found in CT 10650 - Then that county does not accept the good cause reason.</p>	<p>Example: Search: Reference Column: Applicable</p> <p>From: Code Detail Table</p> <p>Where: Reference Column: County Code = 01 Reference Column:Good Cause Reason Code = 'AE' Category Id = 10650</p> <p>Result Applicable = Y</p> <p>The county Alameda (01) accepts the Hearing Good Cause Reason Agency Error (AE).</p>	10650	County Code Good Cause Reason	Column Applicable Values null
Job Terminated	GAGR Termination Reason County	Use case condition: Determine if individual has a Termination Reason on employment detail and it is a county	<p>Search: Reference Column: Applicable</p> <p>From: Code Detail Table</p>	10649	County Code Termination Reason	Column Applicable Values null

<p>Reference Table</p>	<p>defined good cause reason.</p> <p>The table 'GAGR Termination Reason County Reference Table' (CT10649) will provide if the termination reason for end of employment is accepted by the CalWIN GAGR County.</p> <p>Using the reference column 'County code' (Which reference CT15 County Code) and column 'Termination Reason' (Which reference CT 1792 Termination Reason) to search in the Reference table 'GAGR Termination Reason County Reference Table' (CT 10649) to get the value in the reference column 'Applicable' .</p> <p>If the reference column 'Applicable' is Y - The county specified in Reference column 'County Code' accepts the termination Reason is a good cause. If the reference column 'Applicable' is N or the entry cannot be found in CT 10649 - Then that county does not accept the termination reason is a good cause.</p>	<p>Where: Reference Column: County Code = 01 Reference Column: Termination Reason = 'LO' Category Id = 10649</p> <p>Result Applicable = Y</p> <p>The county Alameda (01) accepts the Termination Reason 'Laid Off' (LO).</p>		
------------------------	--	--	--	--