

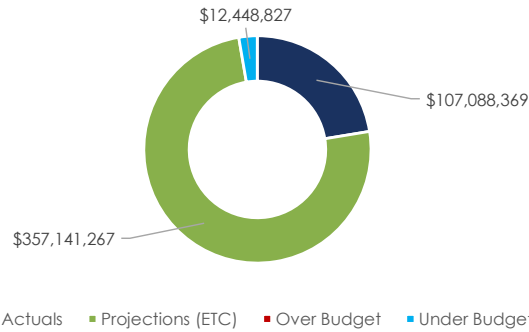
CalSAWS | Financial Report

September 28, 2021

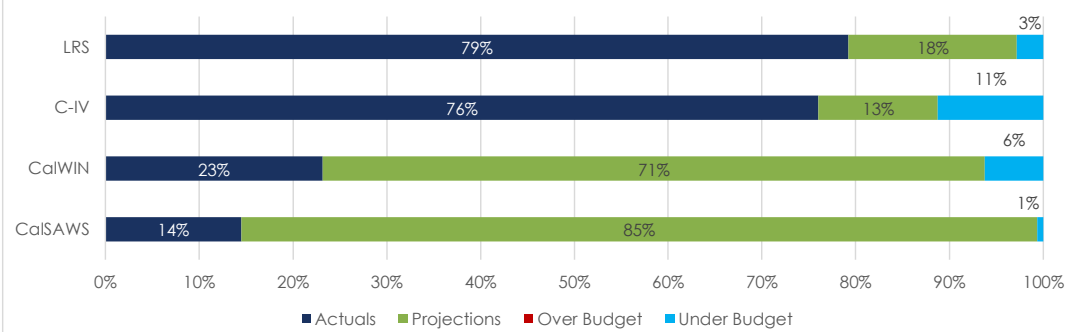


CalSAWS | SFY 2021/22 FINANCIAL DASHBOARD - September 28, 2021

Total Actuals & Projections



% Expended to Date



Category	Actuals to Date ¹	Projections (ETC)	EAC	Total Allocation (Budget)	Balance + Under / (-Over)	% Expended to Date	% EAC to Budget	Notes
CalSAWS	\$46,820,930	\$274,153,707	\$320,974,637	\$323,074,803	\$2,100,166	14.5%	99.3%	
DD&I App. Dev.	\$4,928,356	\$17,053,322	\$21,981,678	\$21,981,678	\$0	22.4%	100.0%	
DD&I Non-App. Dev.	\$32,474,569	\$57,258,987	\$89,733,556	\$89,733,556	\$0	36.2%	100.0%	
DD&I Training	\$444,010	\$7,312,477	\$7,756,487	\$7,756,487	\$0	5.7%	100.0%	
DD&I GA/GR	\$3,533,597	\$784,063	\$4,317,660	\$4,317,660	\$0	81.8%	100.0%	
DD&I Procurement	\$181,253	\$4,327	\$185,580	\$185,580	\$0	97.7%	100.0%	
CalSAWS M&O	\$1,791,235	\$130,134,653	\$131,925,888	\$131,925,888	\$0	1.4%	100.0%	
M&O Procurement	\$0	\$1,024,073	\$1,024,073	\$1,024,073	\$0	0.0%	100.0%	
CalHEERS Interface	\$0	\$5,441,930	\$5,441,930	\$5,441,930	\$0	0.0%	100.0%	
Covered CA CSC	\$0	\$176,092	\$176,092	\$176,092	\$0	0.0%	100.0%	
CalSAWS Premise	\$3,467,910	\$54,963,784	\$58,431,694	\$60,531,860	\$2,100,166	5.7%	96.5%	QA less than Budget and C-IV SAWS Shared App is N/A
CalWIN M&O	\$24,807,202	\$75,645,678	\$100,452,880	\$107,131,760	\$6,678,880	23.2%	93.8%	
CalWIN M&O	\$22,427,175	\$69,523,208	\$91,950,383	\$91,950,383	\$0	24.4%	100.0%	
CalHEERS Interface	\$1,915,112	\$4,731,239	\$6,646,351	\$13,325,231	\$6,678,880	14.4%	49.9%	App Maintenance Services less than Planned
CalHEERS CSCN	\$464,915	\$1,391,231	\$1,856,146	\$1,856,146	\$0	25.0%	100.0%	
C-IV M&O	\$21,507,357	\$3,598,260	\$25,105,617	\$28,283,953	\$3,178,336	76.0%	88.8%	
C-IV M&O	\$19,210,724	\$3,149,952	\$22,360,676	\$23,767,616	\$1,406,940	80.8%	94.1%	Central Print (Gen 1365) and Travel less than Planned
CalHEERS Interface	\$1,462,775	\$273,230	\$1,736,005	\$3,478,921	\$1,742,916	42.0%	49.9%	App Maintenance and QA Services less than Planned
Covered CA CSC	\$833,858	\$175,078	\$1,008,936	\$1,037,416	\$28,480	80.4%	97.3%	QA Services less than Planned
LRS M&O	\$13,840,867	\$3,134,375	\$16,975,242	\$17,466,687	\$491,445	79.2%	97.2%	
LRS M&O	\$13,059,258	\$3,039,023	\$16,098,281	\$16,141,717	\$43,436	80.9%	99.7%	QA Services and Travel less than Planned
CalHEERS Interface	\$781,609	\$95,352	\$876,961	\$1,324,970	\$448,009	59.0%	66.2%	App Maintenance less than Planned
JPA Admin. Budget	\$112,013	\$609,247	\$721,260	\$721,260	\$0	15.5%	100.0%	
CalSAWS 58 Counties	\$112,013	\$609,247	\$721,260	\$721,260	\$0	15.5%	100.0%	
Total	\$107,088,369	\$357,141,267	\$464,229,636	\$476,678,463	\$12,448,827	22.5%	97.4%	

¹: October Payment Month (partial actuals per advance)

CalSAWS | SFY 2021/22 CONSORTIUM PERSONNEL BUDGET & FTEs

CATEGORY	Actuals to Date	Projections (ETC)	EAC	Total Allocation (Budget)	BALANCE +Under / (-Over)	% Expended to Date	% EAC to Budget	Notes
CalSAWS DD&I	\$5,346,050	\$23,004,342	\$28,350,392	\$28,350,392	\$0	18.9%	100.0%	
Consortium Personnel - County ¹	\$965,626	\$11,335,019	\$12,300,645	\$12,300,645	\$0	7.9%	100.0%	
Consortium Personnel - Contractor ^{2,3}	\$4,380,424	\$11,669,323	\$16,049,747	\$16,049,747	\$0	27.3%	100.0%	
CalWIN M&O	\$1,021,215	\$2,797,488	\$3,818,703	\$3,818,703	\$0	26.7%	100.0%	
Consortium Personnel - County ¹	\$18,178	\$147,890	\$166,068	\$166,068	\$0	10.9%	100.0%	
Consortium Personnel - Contractor ^{2,3}	\$1,003,037	\$2,649,598	\$3,652,635	\$3,652,635	\$0	27.5%	100.0%	
C-IV M&O	\$1,167,190	\$418,828	\$1,586,018	\$1,586,018	\$0	73.6%	100.0%	
Consortium Personnel - County	\$235,010	\$288,644	\$523,654	\$523,654	\$0	44.9%	100.0%	
Consortium Personnel - Contractor ²	\$932,180	\$130,184	\$1,062,364	\$1,062,364	\$0	87.7%	100.0%	
LRS M&O	\$2,005,298	\$2,348,369	\$4,353,667	\$4,353,667	\$0	46.1%	100.0%	
Consortium Personnel - County	\$1,971,904	\$2,303,007	\$4,274,911	\$4,274,911	\$0	46.1%	100.0%	
Consortium Personnel - Contractor ²	\$33,394	\$45,362	\$78,756	\$78,756	\$0	42.4%	100.0%	
Premise	\$73,174	\$611,539	\$684,713	\$839,985	\$155,272	8.7%	81.5%	
Consortium Personnel - County	\$22,618	\$429,048	\$451,666	\$451,666	\$0	5.0%	100.0%	
Consortium Personnel - Contractor ²	\$50,556	\$182,491	\$233,047	\$388,319	\$155,272	13.0%	60.0%	Projections less than budget
Total	\$9,612,927	\$29,180,566	\$38,793,493	\$38,948,765	\$155,272	24.7%	99.6%	

SFY 2021/22 - Consortium Personnel FTE Counts	Current/Planned FTEs (Through 9/2021)	Current/Planned FTEs (As of 10/2021)
CalSAWS DD&I and M&O	118	192
Consortium Personnel - County ¹	38	85
Consortium Personnel - Contractor ²	56	74
Consortium Personnel - Contractor Limited Term ³	21	19
TBD ⁴	3	14
CalWIN M&O	21	21
Consortium Personnel - County ¹	1	1
Consortium Personnel - Contractor ²	12	12
Consortium Personnel - Contractor Limited Term ³	7	7
TBD ⁴	1	1
C-IV M&O	25	0
Consortium Personnel - County ¹	13	0
Consortium Personnel - Contractor ²	9	0
Consortium Personnel - Contractor Limited Term ³	3	0
TBD ⁴	0	0
LRS M&O	68	0
Consortium Personnel - County ¹	64	0
Consortium Personnel - Contractor ²	1	0
Consortium Personnel - Contractor Limited Term ³	0	0
TBD ⁴	3	0
Premise	2	2
Consortium Personnel - County ¹	1	1
Consortium Personnel - Contractor ²	1	1
Total	234	215

¹Includes only Consortium Staff, does not include County Support Staff

²Includes RGS and CSAC employees

³Includes RGS, CSAC, and First Data Staff (Non-Employees)

⁴Does not account for backfill considerations

CalSAWS | SFY 2021/22 CHANGE BUDGET (APPLICATION MAINTENANCE / M&E HOURS)

Change Budget Category	Actuals to Date	Projections (ETC)	EAC	Total Allocation (Budget)	BALANCE +Under / (-Over)	% Expended to Date	% EAC to Budget	Notes
CalWIN M&O	\$5,203,253	\$29,200,544	\$34,403,797	\$41,082,677	\$6,678,880	12.7%	83.7%	
CalWIN M&O	\$4,290,355	\$9,386,072	\$13,676,427	\$13,676,427	\$0	31.4%	100.0%	
CalHEERS Interface Change Budget	\$282,258	\$1,321,648	\$1,603,906	\$8,282,786	\$6,678,880	3.4%	19.4%	
CalHEERS CSCN Change Budget	\$0	\$249,595	\$249,595	\$249,595	\$0	0.0%	100.0%	
CalWIN Premise	\$630,640	\$18,243,229	\$18,873,869	\$18,873,869	\$0	3.3%	100.0%	
C-IV M&O	\$4,627,169	\$3,002,125	\$7,629,294	\$10,834,734	\$3,205,440	42.7%	70.4%	
C-IV M&O	\$4,120,800	\$1,607,200	\$5,728,000	\$5,728,000	\$0	71.9%	100.0%	
CalHEERS Interface Change Budget	\$139,238	\$52,000	\$191,238	\$1,789,280	\$1,598,042	7.8%	10.7%	Actuals and Projections less than Planned
Covered CA CSC Change Budget	\$233,856	\$0	\$233,856	\$233,856	\$0	100.0%	100.0%	
C-IV Premise	\$133,275	\$1,342,925	\$1,476,200	\$3,083,598	\$1,607,398	4.3%	47.9%	Actuals and Projections less than Planned
LRS M&O	\$5,641,725	\$0	\$5,641,725	\$6,089,818	\$448,093	92.6%	92.6%	
LRS M&E	\$5,203,244	\$0	\$5,203,244	\$5,203,328	\$84	100.0%	100.0%	
CalHEERS Interface Change Budget	\$438,481	\$0	\$438,481	\$886,490	\$448,009	49.5%	49.5%	
CalSAWS M&O	\$248,283	\$27,965,653	\$28,213,936	\$28,213,936	\$0	0.9%	100.0%	
CalSAWS M&E	\$0	\$19,087,363	\$19,087,363	\$19,087,363	\$0	0.0%	100.0%	
CalHEERS Interface Change Budget	\$0	\$4,255,568	\$4,255,568	\$4,255,568	\$0	0.0%	100.0%	
BenefitsCal	\$0	\$811,938	\$811,938	\$811,938	\$0	0.0%	100.0%	
LRS/Calsaws Premise	\$248,283	\$3,810,784	\$4,059,067	\$4,059,067	\$0	6.1%	100.0%	
TOTAL	\$15,472,147	\$32,202,669	\$47,674,816	\$58,007,229	\$10,332,413	26.7%	82.2%	

Note: Includes 8,000 hours/month for LRS, C-IV and CalWIN M&O per system, 15,075 hours/month for CalSAWS, plus premise hours.

CalSAWS | SFY 2021/22 CONTRACT OBLIGATIONS

Warranty & Liquidated Damages Detail - SFY 2021/22					
Category	Contract	Service Month	Amount	Invoice Month	Invoice #
Deliverable(s) to UAT on schedule	CalWIN	June-20	\$5,000	July-21	60006752
Operations Deliverables and Reports Delivery	CalWIN	June-20	\$263	July-21	60006752
CalWIN System Availability	CalWIN	May-21	\$30,250	August-21	60007348
C-IV Application Maintenance	C-IV	April-21	\$14,320	July-21	1100759393
C-IV Application Maintenance	C-IV	May-21	\$4,475	August-21	1100766972
LRS Daily Prime Business Hours Availability	LRS	April-21	\$5,000	July-21	1100759977
Total			\$59,308		

Hours & Credits					
Category	Actuals	Projections (ETC)	EAC	Allowance	BALANCE +Under / (-Over)
CalWIN Modernization ("Modification") Hours	\$4,715,006	\$1,208,598	\$5,923,604	\$8,217,460	\$2,293,856
CalWIN Business Intelligence (BI)	\$3,971,215	\$0	\$3,971,215	\$3,971,215	\$0
CalWIN IDMS	\$1,326,780	\$173,220	\$1,500,000	\$1,500,000	\$0
CalWIN Business Rules Engine (BRE)	\$0	\$3,500,000	\$3,500,000	\$3,500,000	\$0
C-IV Royalty Fees	\$200,000	\$0	\$200,000	\$200,000	\$0
Total	\$10,213,000	\$4,881,818	\$15,094,818	\$17,388,675	\$2,293,856

Notes:

Modernization Hours are updated each August with 8,500 hours; includes hours from prior years (updated 8/6/20).

IDMS \$1.5M to be applied to CalSAWS GA/GR.

BRE \$3.5M to be applied to CalSAWS GA/GR.

Royalty fees are per Accenture Licensing Agreement for C-IV, includes \$200k for SFY 21/22.

CalSAWS | SFY 2021/22 CHANGE NOTICE TRACKING

C-IV Contract (Premise/Maintenance and Operations Services)	Total Amount	Allocation Letter Ref.
Total Baseline Allocation (Amendment 115)	\$12,000,000	
Previously Approved through June 2021	\$651,964	ONE
Pandemic Emergency Assistance Fund	\$104,400	TWO
Total Allocated Amounts	\$756,364	
Total Remaining Allocation	\$11,243,636	

C-IV Contract (County Purchases)	Total Amount	Allocation Letter Ref.
Total Baseline Allocation (Amendment 115)	\$23,000,000	
Previously Approved through June 2021	\$6,566,404	ONE
County Purchases through September 2021	\$15,409,017	TWO
Total Allocated Amounts	\$21,975,421	
Total Remaining Allocation	\$1,024,579	

LRS Contract (Premise/App Maintenance Services)	Total Amount	Change Notice Ref.
Total Baseline Allocation (Amendment 23)	\$50,000,000	
Previously Approved through June 2021	\$21,229,544	ONE - NINE
CalHEERS Maintenance	\$412,772	TEN
Get CalFresh (Code for America)	\$1,238,837	TEN
Pre-populated Medi-Cal Redetermination Forms	\$1,800,900	TEN
Age 50 or Older Full Scope Med-Cal Exp	\$536,268	TEN
LRS M&E	\$1,331,242	TEN
Stage One Continuous Eligibility (Fiscal Year Shift for CN5)	\$0	ELEVEN*
CalWORKs Time Clock	\$1,204,950	ELEVEN*
CalWORKs Child Support Pass-Through	\$165,822	ELEVEN*
Elderly Simplification Application	\$499,902	ELEVEN*
Pandemic Emergency Assistance Fund	\$174,000	ELEVEN*
CalFresh Public Assistance Definition Alignment	\$574,896	ELEVEN*
ForgeRock IAM Enterprise Enablement M&O (Extension of CN7)	\$1,243,200	ELEVEN*
Total Allocated Amounts	\$30,412,333	
Total Remaining Allocation	\$19,587,667	

LRS Contract (County Purchases)	Total Amount	Change Notice Ref.
Total Baseline Allocation (Amendment 23)	\$20,000,000	
N/A	\$0	
Total Allocated Amounts	\$0	
Total Remaining Allocation	\$20,000,000	

Deloitte Portal/Mobile	Total Amount	Work Order Ref.
Total Baseline Allocation (Change Order 3)	\$5,000,000	
Customer Compensation Payments	\$7,728	ONE
Pre-populated Medi-Cal Redetermination Forms	\$682,583	TWO
Get CalFresh (Code for America)	\$422,067	THREE
Total Allocated Amounts	\$1,112,377	
Total Remaining Allocation	\$3,887,623	

Deloitte CalWIN ISS (County Purchases)	Total Amount	Work Order Ref.
Total Baseline Allocation (Amendment 2)	\$8,000,000	
Total Allocated Amounts	\$0	
Total Remaining Allocation	\$8,000,000	

CalWIN Contract (Premise/App Maintenance Services)	Total Amount	Change Order Ref.
Total Baseline Allocation	\$54,516,908	
Previously Approved Projects	\$18,419,400	N/A
Pre-populated Medi-Cal Redetermination Forms	\$575,000	TWO
CalWORKs Time Clock	\$1,413,261	THREE*
Pandemic Emergency Assistance Fund	\$434,588	THREE*
Total Allocated Amounts	\$20,842,249	
Total Remaining Allocation	\$33,674,659	

CalWIN Contract (County Purchases)	Total Amount	Change Notice Ref.
Total Baseline Allocation	\$6,968,662	
Previously Approved	\$2,021,592	N/A
Total Allocated Amounts	\$2,021,592	
Total Remaining Allocation	\$4,947,070	

First Data LRS Contract (Staff Augmentation Services)	Total Amount	Change Notice Ref.
Total Baseline Allocation (Amendment 7)	\$1,000,000	
Previously Approved through June 2021	\$337,792	ONE - TWO
Testing Staff Augmentation	\$40,832	THREE
Testing Staff Augmentation	\$116,928	FOUR*
Total Allocated Amounts	\$495,552	
Total Remaining Allocation	\$504,448	

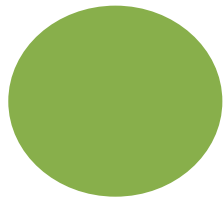
Infosys Contract (App Maintenance Services)	Total Amount	Change Notice Ref.
Total Baseline Allocation	\$10,000,000	
Previously Approved	\$7,002,152	
Total Allocated Amounts	\$7,002,152	
Total Remaining Allocation	\$2,997,848	

ClearBest	Total Amount	Work Order Ref.
Total Baseline Allocation (Change Order 6)	\$4,000,000	
Central Print	\$91,120	ONE
Get CalFresh (Code for America)	\$89,110	TWO
Pre-populated Medi-Cal Redetermination Forms	\$248,349	THREE
Age 50 or Older Full Scope Med-Cal Exp	\$65,493	FOUR
CalWORKs Time Clock	\$181,374	FIVE*
Elderly Simplification Application	\$49,932	SIX*
OCAAT QA Services through June 2022	\$50,040	SEVEN*
Total Allocated Amounts	\$775,418	
Total Remaining Allocation	\$3,224,582	

*Pending Board Consent on October 8, 2021
 Note: Removed First Data C-IV Premise as N/A as of 9/30/2021

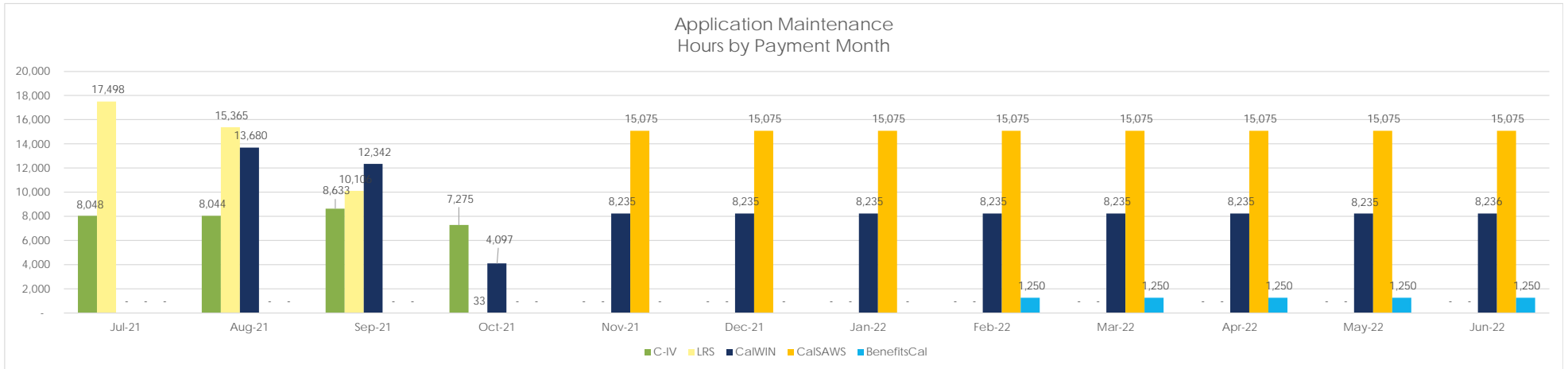
CalSAWS |

Application Maintenance Hours by Month & System



As of: September 29, 2021

CaISAWS | SFY 2021/22 APPLICATION MAINTENANCE HOURS BY MONTH & SYSTEM



Change Budget Category	Jul-21	Aug-21	Sep-21	Oct-21	Nov-21	Dec-21	Jan-22	Feb-22	Mar-22	Apr-22	May-22	Jun-22	Total
CalWIN M&O	-	13,680	12,342	4,097	8,235	8,235	8,235	8,235	8,235	8,235	8,235	8,236	96,000
Design & Build	-	5,760	6,496	3,001	-	-	-	-	-	-	-	-	15,257
Test	-	6,314	3,477	40	-	-	-	-	-	-	-	-	9,831
Management & Other Support	-	1,606	2,369	1,056	-	-	-	-	-	-	-	-	5,031
Projection	-	-	-	-	8,235	8,235	8,235	8,235	8,235	8,235	8,235	8,236	65,881
C-IV M&O	8,048	8,044	8,633	7,275	-	-	-	-	-	-	-	-	32,000
Design & Build	2,761	5,306	6,449	-	-	-	-	-	-	-	-	-	14,516
Test	958	366	397	-	-	-	-	-	-	-	-	-	1,721
Management & Other Support	4,329	2,372	1,787	-	-	-	-	-	-	-	-	-	8,488
Projection	-	-	-	7,275	-	-	-	-	-	-	-	-	7,275
LRS M&O	17,498	15,365	10,106	33	-	-	-	-	-	-	-	-	43,002
Design & Build	13,749	10,305	4,961	(601)	-	-	-	-	-	-	-	-	28,414
Test	2,016	3,631	2,604	216	-	-	-	-	-	-	-	-	8,467
Management & Other Support	1,733	1,429	2,541	418	-	-	-	-	-	-	-	-	6,121
Projection	-	-	-	-	-	-	-	-	-	-	-	-	-
CaISAWS M&O	-	-	-	-	15,075	15,075	15,075	15,075	15,075	15,075	15,075	15,075	120,600
Design & Build	-	-	-	-	-	-	-	-	-	-	-	-	-
Test	-	-	-	-	-	-	-	-	-	-	-	-	-
Management & Other Support	-	-	-	-	-	-	-	-	-	-	-	-	-
Projection	-	-	-	-	15,075	15,075	15,075	15,075	15,075	15,075	15,075	15,075	120,600
BenefitsCal	-	-	-	-	-	-	-	1,250	1,250	1,250	1,250	1,250	6,250
Design & Build	-	-	-	-	-	-	-	-	-	-	-	-	-
Test	-	-	-	-	-	-	-	-	-	-	-	-	-
Projection	-	-	-	-	-	-	-	1,250	1,250	1,250	1,250	1,250	6,250
COMBINED TOTAL	25,546	37,089	31,081	11,405	23,310	23,310	23,310	24,560	24,560	24,560	24,560	24,561	297,852

NOTES:
 Reallocation applied for LRS M&E to offset high actuals in July and August payment months.
 LRS M&E for October includes offset related to a shift to premise.
 CalWIN July Payment Month Corrected to August (June services were partially paid in June and August).

PPM#	Abbreviated Title	Service Month	Payment Month	Management	Design & Build	Test	Other Support	Projection	Total Hours
59231	BI EDW Individual Address Changes	Jul-21	Sep-21	42	-	-	-		42
50629	MOD0 Individual Level Eligibility Determinations (ACWDL 16-16) - (#557	Aug-21	Oct-21	-	-	-	7		7
54598	COVID-19 state approval to halt disc for programs for 90 days - August	Aug-21	Oct-21	-	-	-	74		74
54782	COVID-19 - CW Time Clock Exemption March - June 2020 - July hours	Aug-21	Oct-21	-	-	-	(153)		(153)
54782	COVID-19 - CW Time Clock Exemption March - June 2020 - August hours	Aug-21	Oct-21	-	-	-	33		33
54782	COVID-19 - CW Time Clock Exemption March - June 2020 - June hours	Aug-21	Oct-21	-	-	-	(158)		(158)
54782	COVID-19 - CW Time Clock Exemption March - June 2020 - June hours	Aug-21	Oct-21	-	-	-	(19)		(19)
54782	COVID-19 - CW Time Clock Exemption March - June 2020 - July hours	Aug-21	Oct-21	-	-	-	4		4

SCR#	Abbreviated Title	Service Month	Payment Month	Management	Design & Build	Test	Other Support	Projection	Total Hours
108000	ACIN I-XX-21 - FFY 2022 CalFresh COLA: ACL 21-XX Update	Jul-21	Aug-21			44	46		90
109055	Issue June 2021 Disaster Supplement in accordance to HR	Jul-21	Aug-21			73	17		90
109155	Issue July 2021 Disaster Supplement in accordance to HR 6	Jul-21	Aug-21			74	2		76
109238	ACL 21-XX Update SNB/TNB Benefit Tables	Jul-21	Aug-21			5	1		6
108896	Update conflicting Staff IDs in C-IV and CalSAWS (Part 2)	Jul-21	Aug-21			38	69		107
108992	Pandemic Emergency Assistance Fund (PEAF) payments	Jul-21	Aug-21			12	-		12
109021	ACL 21-17 LOC 2-4 Rate updates for HBFC Placements	Jul-21	Aug-21			41	10		51
109029	List of Older NRLG Placements Receiving CCR Rates	Jul-21	Aug-21			15	5		20
108001	ACIN I-XX-21 - FFY 2022 CalFresh COLA: ACL 21-XX CW MAP	Jul-21	Aug-21			46	2		48
109078	C4Yourself: Decommission C4Y mobile app	Jul-21	Aug-21			-	17		17
109174	Update Eligibility Criteria for COVID Good Cause 407 Job	Jul-21	Aug-21			8	15		23
109184	Remove CalHEERS Case Linkage for Purged cases	Jul-21	Aug-21			9	-		9
229176	Update Butte County Direct Deposit NACHAM file	Jul-21	Aug-21			1	13		14
109057	Update Butte County Direct Deposit NACHAM file	Jul-21	Aug-21			1	11		12
109067	Update Paid Warrant Reader Interface	Jul-21	Aug-21			14	-		14
109066	Update Colusa County Holiday Calendar and Foster Care	Jul-21	Aug-21			2	4		6
109197	List of C-IV Purged Cases with CalHEERS linkage	Jul-21	Aug-21			-	2		2
109163	Turn off Outbound CalHEERS Image batch and clear temp	Jul-21	Aug-21			6	-		6
109207	C-IV to/from LA ICT Records in Progress- Follow Up Case List	Jul-21	Aug-21			6	-		6
229569	C-IV to/from LA ICT Records in Progress - DCR	Jul-21	Aug-21			39	-		39
231135	C-IV to/from LA ICT Records in Progress-Follow Up Case List	Jul-21	Aug-21			6	-		6
227157	CA-216117: Online Help - add CSF 139 and CSF 140 Forms t	Jul-21	Aug-21			-	32	2	34
108698	CalSAWS Imaging Migration - Add required fields to DOC_	Jul-21	Aug-21			16	-		16
107895	DHCS List of Discontinued Individuals Requiring Review/Res	Jul-21	Aug-21			2	-		2
109180	DCR to clean up the 407 Good Cause Reasons that were s	Jul-21	Aug-21			10	10		20
108549	Automated Regression Test - Execution and Maintenance	Jul-21	Aug-21			-	38		38
Batch	(blank)	Jul-21	Aug-21			-	-	282	282
Defects	(blank)	Jul-21	Aug-21			-	-	85	85
Level 3/ Service Mgmt	(blank)	Jul-21	Aug-21			-	-	1,033	1,033
LOE System Test	(blank)	Jul-21	Aug-21			-	-	70	70
Management	(blank)	Jul-21	Aug-21			-	-	579	579
Other	(blank)	Jul-21	Aug-21			-	-	322	322
SCR Prep	(blank)	Jul-21	Aug-21		4,733	-	-	-	4,733
109305	DCR to restore Uncollectible Recovery Account data for P	Aug-21	Sep-21			-	7		7
107958	ACL 21-76 FC, KG CNI Rate Increase for Year 2021	Aug-21	Sep-21			23	48		71
108001	ACIN I-XX-21 - FFY 2022 CalFresh COLA: ACL 21-87 CW MAP	Aug-21	Sep-21			85	48		133
109238	ACL 21-XX Update SNB/TNB Benefit Tables	Aug-21	Sep-21			20	2		22
109285	Mass Mailer for TEMP 2250 Informing Notice	Aug-21	Sep-21			35	9		44
109286	Issue August 2021 Disaster Supplement in accordance to H	Aug-21	Sep-21			32	21		53
223498	DDCR 5039: Create reports for Electronic Signatures withi	Aug-21	Sep-21			45	-		45
108742	IEVS Abstract Search Page County Code Consideration	Aug-21	Sep-21			-	6		6
109078	C4Yourself: Decommission C4Y mobile app	Aug-21	Sep-21			14	40		54
109149	Update C4Yourself Mobile App to be built with Xcode 12 a	Aug-21	Sep-21			-	30		30
107959	ACL 21-76 FC, KG CNI Rate Increase for Year 2021 - Batch E	Aug-21	Sep-21			74	15		89
108000	ACIN I-XX-21 - FFY 2022 CalFresh COLA: ACL 21-87 Update F	Aug-21	Sep-21			70	5		75
109207	C-IV to/from LA ICT Records in Progress- Follow Up Case List	Aug-21	Sep-21			9	11		20
108479	Cutover Activity - Disable Email Type Esignatures in C-IV pri	Aug-21	Sep-21			-	6		6
109082	Correspondence: Reschedule the October 2021 SAR 7 Gef	Aug-21	Sep-21			7	7		14
109098	Reschedule outbound campaign jobs to run prior to Migrat	Aug-21	Sep-21			-	5		5
109171	Update PEAF Payments to Customer Non-Benefit	Aug-21	Sep-21			10	32		42
109250	TOPS Cycle Dates -Update Code Detail Table	Aug-21	Sep-21			13	5		18
109323	Updated List of Persons with Duplicate Aid - Non-MC	Aug-21	Sep-21			3	1		4
109184	Remove CalHEERS Case Linkage for Purged cases	Aug-21	Sep-21			66	51		117
109322	Controlled test for de-linking CalHEERS case from C-IV purg	Aug-21	Sep-21			18	14		32
109155	Issue July 2021 Disaster Supplement in accordance to HR 6	Aug-21	Sep-21			61	-		61
231135	C-IV to/from LA ICT Records in Progress-Follow Up Case List	Aug-21	Sep-21			6	4		10
109275	DCR Prep Additional C-IV Legacy Documents for Hyland pl	Aug-21	Sep-21			17	-		17
109186	BenefitsCal a € Text to C4 & C4Y Users Who Opted-in to Re	Aug-21	Sep-21			84	-		84
108896	Update conflicting Staff IDs in C-IV and CalSAWS (Part 2)	Aug-21	Sep-21			25	18		43
108549	Automated Regression Test - Execution and Maintenance	Aug-21	Sep-21			-	7		7
109249	Purge DCRs for Day 1 Migration	Aug-21	Sep-21			-	5		5
Batch	(blank)	Aug-21	Sep-21			-	-	271	271
Defects	(blank)	Aug-21	Sep-21			-	-	73	73
Level 3/ Service Mgmt	(blank)	Aug-21	Sep-21			-	-	862	862
LOE System Test	(blank)	Aug-21	Sep-21			-	-	44	44
Management	(blank)	Aug-21	Sep-21	467		-	-	-	467
Other	(blank)	Aug-21	Sep-21			-	-	71	71
SCR Prep	(blank)	Aug-21	Sep-21		5,733	-	-	-	5,733
Projection	(blank)	Sep-21	Oct-21					7,275	7,275

SCR#	Abbreviated Title	Service Month	Payment Month	Management	Design & Build	Test	Other Support	Projection	Total Hours
222186	Requirements for Payee Address on Refunds	Aug-21	Oct-21			(214)	(83)		(297)
222321	Update PB00E163 - Anticipated Income in the Come-Up Month Batch S	Aug-21	Oct-21			-	16		16
224097	Enhancements to CF 18	Aug-21	Oct-21		26	-	-		26
224281	Automated Regression Test - Execution and Maintenance - 21.07 Release	Aug-21	Oct-21		-	32	-		32
224282	Automated Regression Test - Execution and Maintenance - 21.11 Release	Aug-21	Oct-21		-	71	-		71
224407	Add option of 'No' to the Fiscal County Authorizations	Aug-21	Oct-21		(6)	26	-		20
225045	Update CalSAWS Project Staff Profiles in Production	Aug-21	Oct-21		6	90	-		96
225651	Design and build OCAT health check API	Aug-21	Oct-21		188	40	-		228
225721	Update the County Opt-In values for Program Selection and Using the	Aug-21	Oct-21		2	-	-		2
225842	Update CalSAWS Forms architecture to render editable Form templates	Aug-21	Oct-21		1	-	-		1
226028	Training Release 21.07.23 - LMS Support	Aug-21	Oct-21		-	-	(36)		(36)
226405	Decrease the automated RD/RC Appointment Duration	Aug-21	Oct-21		20	10	-		30
226923	Update CMIPS Batch Jobs for Migration Counties	Aug-21	Oct-21		-	71	-		71
227236	Connect CalSAWS to FIS-EBT AWS Cloud directly from CalSAWS for H2H	Aug-21	Oct-21		71	-	-		71
227257	Update the Non-MAGI Screening and Turning 65 Packets to be availab	Aug-21	Oct-21		(194)	-	-		(194)
227301	ACL 19.41 Expanding SSI Cash-Out Nutritional Benefits - Reports Update	Aug-21	Oct-21		40	14	-		54
228383	Update Run EDDBC Validation Message for Conversion Months	Aug-21	Oct-21		(6)	6	-		-
228612	Training: Update Fiscal WBIs for 21.01 App Dev Changes	Aug-21	Oct-21		-	-	2		2
228950	Update to Reprint Functionality	Aug-21	Oct-21		12	14	-		26
229263	Add LA County Users to Qik Fraud Dashboard	Aug-21	Oct-21		68	-	-		68
229447	Generate the SAR 72 and SAR 73 when the SAR 7 generates for the Mig	Aug-21	Oct-21		63	-	-		63
229530	Update Paid Warrant Reader Interface	Aug-21	Oct-21		-	20	-		20
229635	(Confidential) One-time Change to Advance Additional Overdue Med	Aug-21	Oct-21		21	-	-		21
229699	Paramount #62 & Southwest Family #83 Districts Conversion To A Custor	Aug-21	Oct-21		31	67	-		98
229704	LAUSD Transition to New FTP Platform	Aug-21	Oct-21		40	25	-		65
230062	Update DCFs non Medical Overlap EDDBC Sweep jobs to consider overel	Aug-21	Oct-21		28	23	-		51
230122	Update worker assignment batch job PB00MT02 to assign WTW program	Aug-21	Oct-21		9	8	-		17
230461	Issue July 2021 Disaster Supplement in accordance to HR 6201 Emerger	Aug-21	Oct-21		26	-	-		26
230632	Update PEFAY Payments to Customer Non-Benefit	Aug-21	Oct-21		10	30	-		40
230667	Update the Generate Online Form Batch Jobs to Run for All Counties	Aug-21	Oct-21		27	41	-		68
230686	Adding Four BenefitsCal Report Links to CalSAWS	Aug-21	Oct-21		71	8	-		79
230979	ACL 21-XX Update SNB/TNB Benefit Tables	Aug-21	Oct-21		22	16	-		38
231026	Determine SNB/TNB When Prior EDDBC is Converted	Aug-21	Oct-21		46	24	-		70
231036	Migration Merge LRS and C-IV IEV 417 Files	Aug-21	Oct-21		20	-	-		20
231501	Document Routing Rule Page Updates	Aug-21	Oct-21		75	-	-		75
231585	CDSS EBT Fraud Alert File Interface to handle LA County and C-IV Coun	Aug-21	Oct-21		109	48	-		157
231866	Exclude over 21 year-olds from 2021 BISCA run	Aug-21	Oct-21		55	-	-		55
231881	Copy Funding Code from 30/33 Aid Code to 3P/3R Aid Code - C-IV Co	Aug-21	Oct-21		25	16	-		41
231935	Mass Mailer for TEMP 2250 Informing Notice	Aug-21	Oct-21		85	35	-		120
231943	Issue August 2021 Disaster Supplement in accordance to HR 6201 Emer	Aug-21	Oct-21		29	16	-		45
231968	Pre-populate the comparison data tables for C-IV counties for the Infor	Aug-21	Oct-21		14	-	-		14
232007	Add decode for "Potentially Eligible" Non-MAGI MC Eligibility Status rec	Aug-21	Oct-21		15	-	-		15
232316	Update Yellow Banner message for the conversion cases	Aug-21	Oct-21		12	10	-		22
232345	Update the Homepage Image for Imperial County	Aug-21	Oct-21		5	5	-		10
232353	Update YBN Office Routing for Southwest Family (#83)	Aug-21	Oct-21		12	11	-		23
232358	Advance GR AA that are past due	Aug-21	Oct-21		54	-	-		54
232490	Migrate "descriptive.multifile" Batch functionality into CalSAWS	Aug-21	Oct-21		3	-	-		3
227990	Migrate CSF 180 form and add IVR functionality	Aug-21	Oct-21		10	50	-		60
Management hours	(blank)	Aug-21	Oct-21	382	-	-	-		382
Prep SCR	(blank)	Aug-21	Oct-21	-	-	-	(308)		(308)
Purge Strike Force	(blank)	Aug-21	Oct-21	-	-	-	128		128
Release Communication	(blank)	Aug-21	Oct-21	-	-	-	116		116
SIRFRA/ SCERFRA/ External Inquiries	(blank)	Aug-21	Oct-21	-	-	-	102		102
Technical Support	(blank)	Aug-21	Oct-21	-	-	-	48		48
Liquidated Damage Credit on July Invc	(blank)	Jun-21	Jul-21				(43)		(43)

SCR#	Abbreviated Title	Service Month	Payment Month	Management	Design & Build	Test	Other Support	Projection	Total Hours
Projection		Sep-21	Nov-21	-	-	-	-	15,075	15,075
Projection		Oct-21	Dec-21	-	-	-	-	15,075	15,075
Projection		Nov-21	Jan-22	-	-	-	-	15,075	15,075
Projection		Dec-21	Feb-22	-	-	-	-	15,075	15,075
Projection		Jan-22	Mar-22	-	-	-	-	15,075	15,075
Projection		Feb-22	Apr-22	-	-	-	-	15,075	15,075
Projection		Mar-22	May-22	-	-	-	-	15,075	15,075
Projection		Apr-22	Jun-22	-	-	-	-	15,075	15,075

SCR#	Abbreviated Title	Service Month	Payment Month	Design & Build	Test	Other Support	Projection	Total Hours
Projection	Enhancements	Dec-21	Feb-22	-	-	-	1,250	1,250
Projection	Enhancements	Jan-22	Mar-22	-	-	-	1,250	1,250
Projection	Enhancements	Feb-22	Apr-22	-	-	-	1,250	1,250
Projection	Enhancements	Mar-22	May-22	-	-	-	1,250	1,250
Projection	Enhancements	Apr-22	Jun-22	-	-	-	1,250	1,250