

# BenefitsCal | Quick Guide: Student App

---

## Purpose

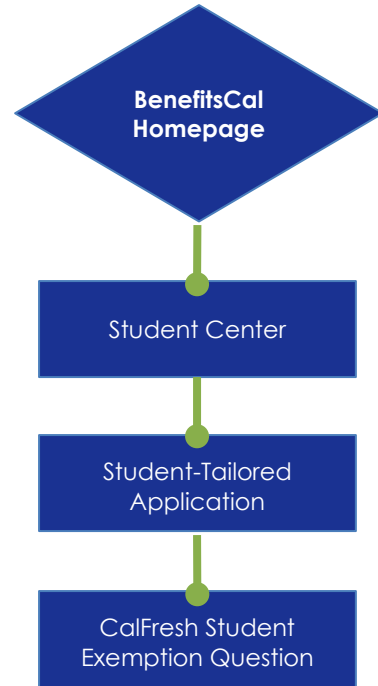
The purpose of this BenefitsCal Quick Guide is to provide instructions to assist customers with access to the Student Center, Student-Tailored App, and the CalFresh Student Exemption Question.

**Note:** The student-tailored app and the traditional app collect the same information from customers. The difference between the two applications is the help text throughout the student-tailored app is written to be more relevant to the student experience. Whereas the help text in the traditional app is more generalized.

The following program applications are supported:

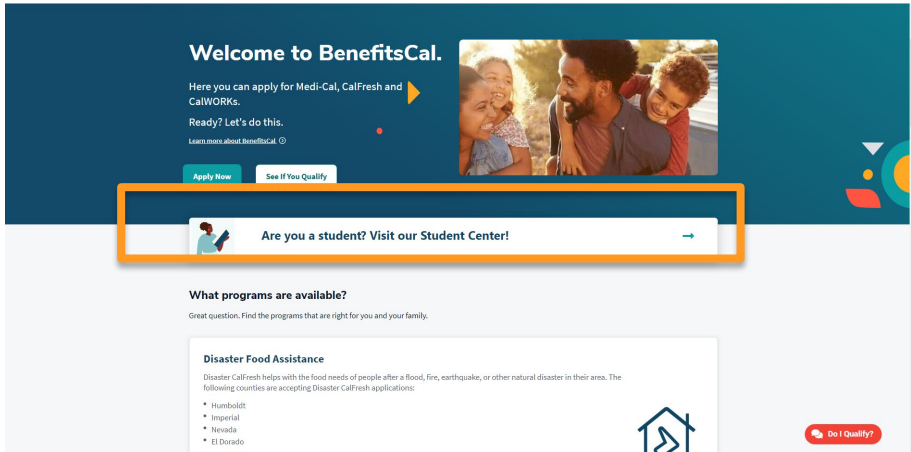
- CalFresh
- CalWORKs
- Medi-Cal
- County Medical Services Program (CMSP)
- General Assistance/General Relief (GA/GR)
- Disaster CalFresh

## High-Level Process Flows



# Student Center

1



## Welcome to BenefitsCal – Homepage

The homepage provides a summary of programs to customers.


Click the **Are you a student? Visit our Student Center** button to enter the Student Center.



Customers do not need to log in or create an account to view the Student Center. However, it is helpful to have an account.

## Welcome to the BenefitsCal Student Center.

Here you can apply for food, cash, and health coverage benefits as a student.



### Welcome to the Student Center

A centralized source of information for students to learn more about the benefits process. The information is organized in the follow sections:

#### What programs are students eligible for?

Provides key information to students about three state administered programs.

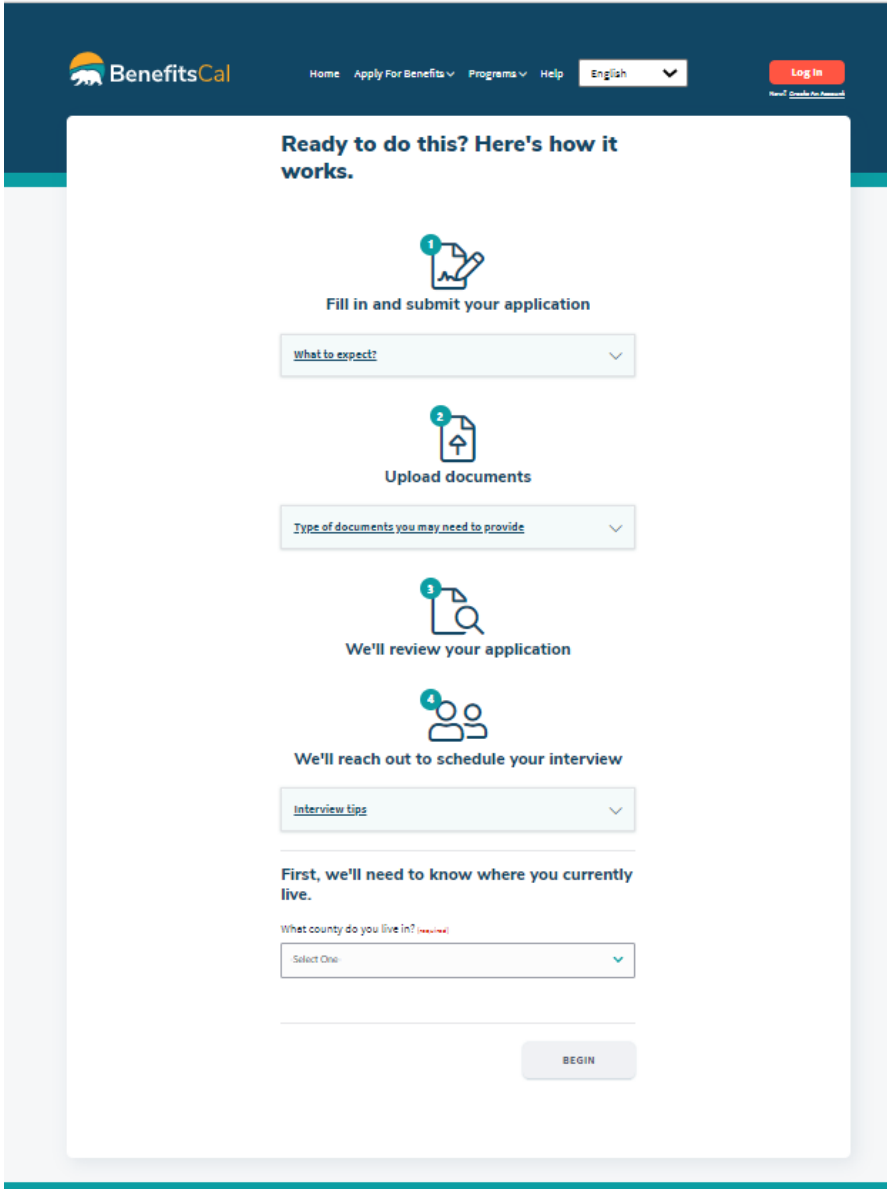
#### Why should I apply?

Helps address common concerns students have about applying for benefits.

#### You're not alone!

Provides assurance there are resources/ support for students through the benefits process.

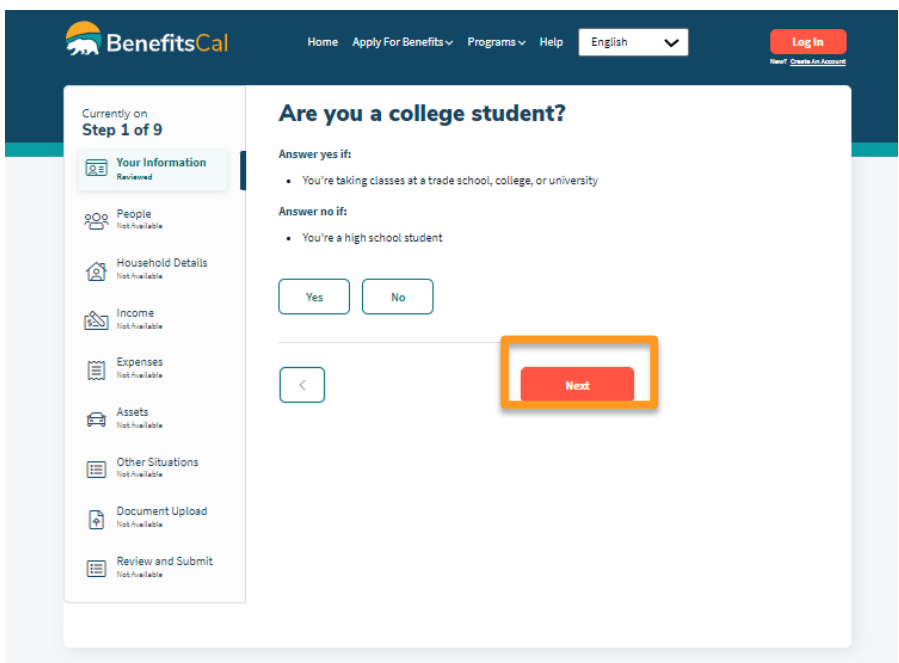
If the student would like to apply, they can click the **Apply Now** button.



### Begin the Application

Students will answer the same questions and follow the same process as the traditional application.

For an overview of the BenefitsCal application, click here: [Quick Guide: Apply for Benefits](#)



### Your Information > Are you a college student?

After providing some basic information in the "Your Information" section, the student will see this question.

Answering "Yes" will "turn-on" the student-tailored application. All the questions will be the same as the traditional app, but some of the help text will be more relevant to the student experience.

The student then clicks the **NEXT** button.

## Are you a student experiencing homelessness? (required)

**This could include:**

- Having no fixed or regular place to sleep at night
- Sleeping in a place not intended for sleep like a car, a friend's couch, or similar
- Staying with another person or family for no more than 90 days in a row
- Staying in a supervised shelter, halfway house, or similar place

Yes No



An example of student-tailored help text can be seen with the homelessness question.

BenefitsCal Home Apply For Benefits Programs Help English Log In

Currently on Step 1 of 9

- Your Information Reviewed
- People Not Available
- Household Details Not Available
- Income Not Available
- Expenses Not Available
- Assets Not Available
- Other Situations Not Available
- Document Upload Not Available
- Review and Submit Not Available

### Which benefits are you applying for? (required)

Select at least one. For Cash Aid, select the one that best applies to your situation.

- Food (CalFresh)**  
The CalFresh Program can help you get healthy food so you can focus on your studies. It's as easy as swiping your debit card at the grocery store.
- Health Coverage (Medi-Cal)**  
The Medi-Cal Program is free or low-cost healthcare to keep you healthy on campus. You may be able to get Medi-Cal if you have healthcare through school, family, or an employer.
- Cash Aid for Families (CalWORKs)**  
The California Work Opportunity and Responsibility for Kids (CalWORKs) gives temporary cash assistance to families. CalWORKs may also help you with school and child care expenses. You may be able to get CalWORKs if you have a pregnancy or a dependent child in your household.
- Cash Aid for Adults (GA/GR)**  
The General Assistance or General Relief (GA/GR) Program gives cash assistance to adults in urgent need. You may be able to get GA/GR if you don't have a child in your household.

### Program Selection

Students can apply for any program, within a single application.

CalFresh has specific student eligibility criteria known as "student-exemptions." This information will be collected if the student first selects the CalFresh program.

The student should select all relevant programs and then click the **NEXT** button.

Currently on  
**Step 3 of 9**

- Your Information  
Reviewed
- People  
Reviewed
- Household Details  
Reviewed**
- Income  
Not Available
- Expenses  
Not Available
- Assets  
Not Available
- Other Situations  
Not Available
- Document Upload  
Not Reviewed
- Review and Submit  
Not Reviewed

### Let's see if any of the below apply to your household.

Select if someone in your household applying for benefits...

- Is enrolled in college or trade school**
- Is a person with a disability**  
Is a person with a physical, mental, emotional, or developmental disability.
- Received public assistance in any state**  
This includes Temporary Assistance for Needy Families (TANF)/CalWORKs, Tribal TANF, Medicaid/Medi-Cal, Supplemental Nutrition Assistance Program (CalFresh/SNAP), General Assistance/General Relief (GA/GR).
- Gets food from somewhere other than at home**  
This could be getting food from a meal plan at school or a dining facility for disabled people. If you're a student, the meal plan should cover more than 50% of your meals.
- Lives in a facility, shelter or other living arrangement**  
This could be a hospital, long-term care facility, rehabilitation center, shelter for battered women, homeless shelter, or Reservation for Native Americans.
- Is breastfeeding a child**
- Is currently serving or has served in the U.S Military, or is a dependent of someone who is.**  
A dependent can include a spouse, parent, or child of person in active duty or a veteran.
- Is a child who needs care from another household member**
- None of these apply**

[<](#) [Next](#)

### Household Details

Students should indicate they are enrolled in college or trade school.

If this is selected, the "student exemption" question will follow.

The student then clicks the **NEXT** button.

Currently on  
**Step 3 of 9**

- Your Information**  
Reviewed
- People**  
Reviewed
- Household Details**  
Reviewed
- Income**  
Not Available
- Expenses**  
Not Available
- Assets**  
Not Available
- Other Situations**  
Not Available
- Document Upload**  
Not Reviewed
- Review and Submit**  
Not Reviewed

### Do any of the student situations below apply to Jack?

CalFresh has special eligibility considerations for college students.

[How is student eligibility considered for CalFresh?](#)

Select all that apply.

Approved for Work Study (even if the job is not assigned or hasn't started yet)

Isn't planning to be enrolled in school next term

Getting a TANF-funded Cal Grant A or B

Taking non-credit courses or are taking Adult Education courses

Participating in a student employment training program

[What are student employment training programs?](#)

### Student Exemption Question

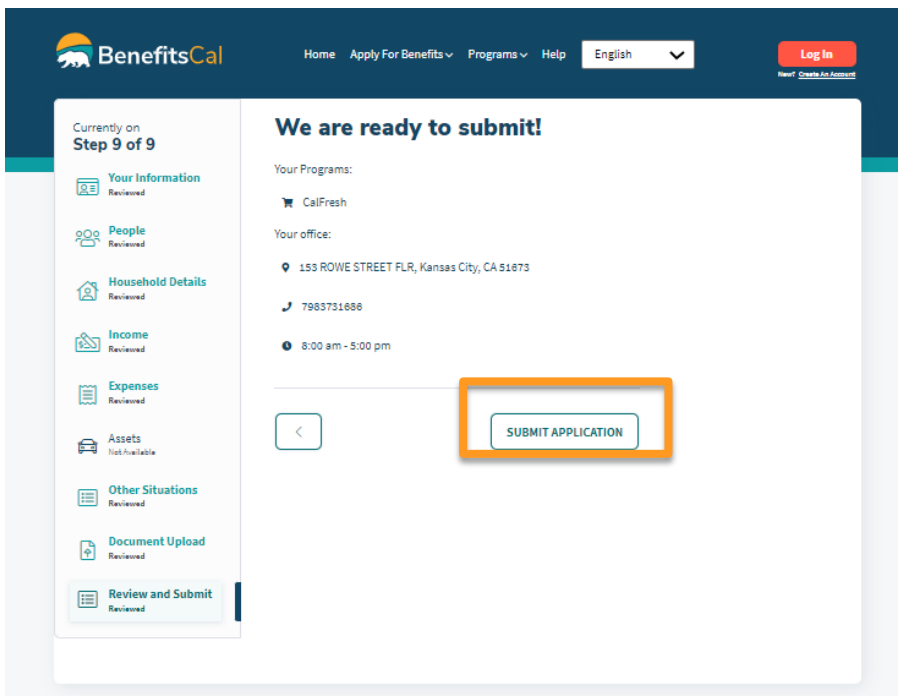
Students should indicate which of the situations applies to them. Students only need to meet one criterion to be exempt from the CalFresh student eligibility rule.



The student exemption question will display if the student is applying for CalFresh **and** indicates they are a college/trade school student.

This question will display regardless of whether the student is using the student-tailored or traditional app.





### Submit Application

Students can address the remaining application questions and upload documents, to the best of their ability. Then, they should start the “Review and Submit” section.

The student then clicks the **SUBMIT APPLICATION** button.