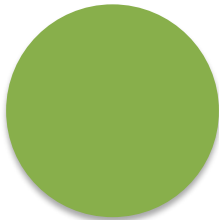


CalSAWS

WCDS SUBCOMMITTEE MEETING
AGENDA PACKAGE

Friday, November 4, 2022
12:00 P.M. – 2:00 P.M.

Virtual Meeting
Dial-In: 1 323-886-6772
Conference ID: 87468573#



Meeting Reminder

Please:

1. Mute phone when not speaking
2. Do not put your phone line on hold
3. Unmute and identify yourself to speak and limit background noise

Agenda

1. Call Meeting to Order
2. Roll Call and Confirmation of Quorum
3. Public Opportunity to speak on items NOT on the Agenda. Public comments are limited to no more than three minutes per speaker, except that a speaker using a translator shall be allowed up to six minutes.

Note: The public may also speak on any Item ON the Agenda by waiting until that item is read, then requesting recognition from the Chair to speak.

- *See supplemental document for full agenda.*



Action Items

Action Items

4. Action items:

4.1 Approval of September 16, 2022 WCDS Subcommittee Meeting Minutes*

- **Refer to attached supplemental document.*



Informational Items

5. CalWIN Wave 1 Migration

- Welcome to CalSAWS
- Wave 1 Migration Statistics
- Placer and Yolo Experience



Welcome to CalSAWS

Placer and Yolo Counties!!!

Wave 1 Migration Statistics

Placer and Yolo Experience

Greg Geisler

Tonya Provencher

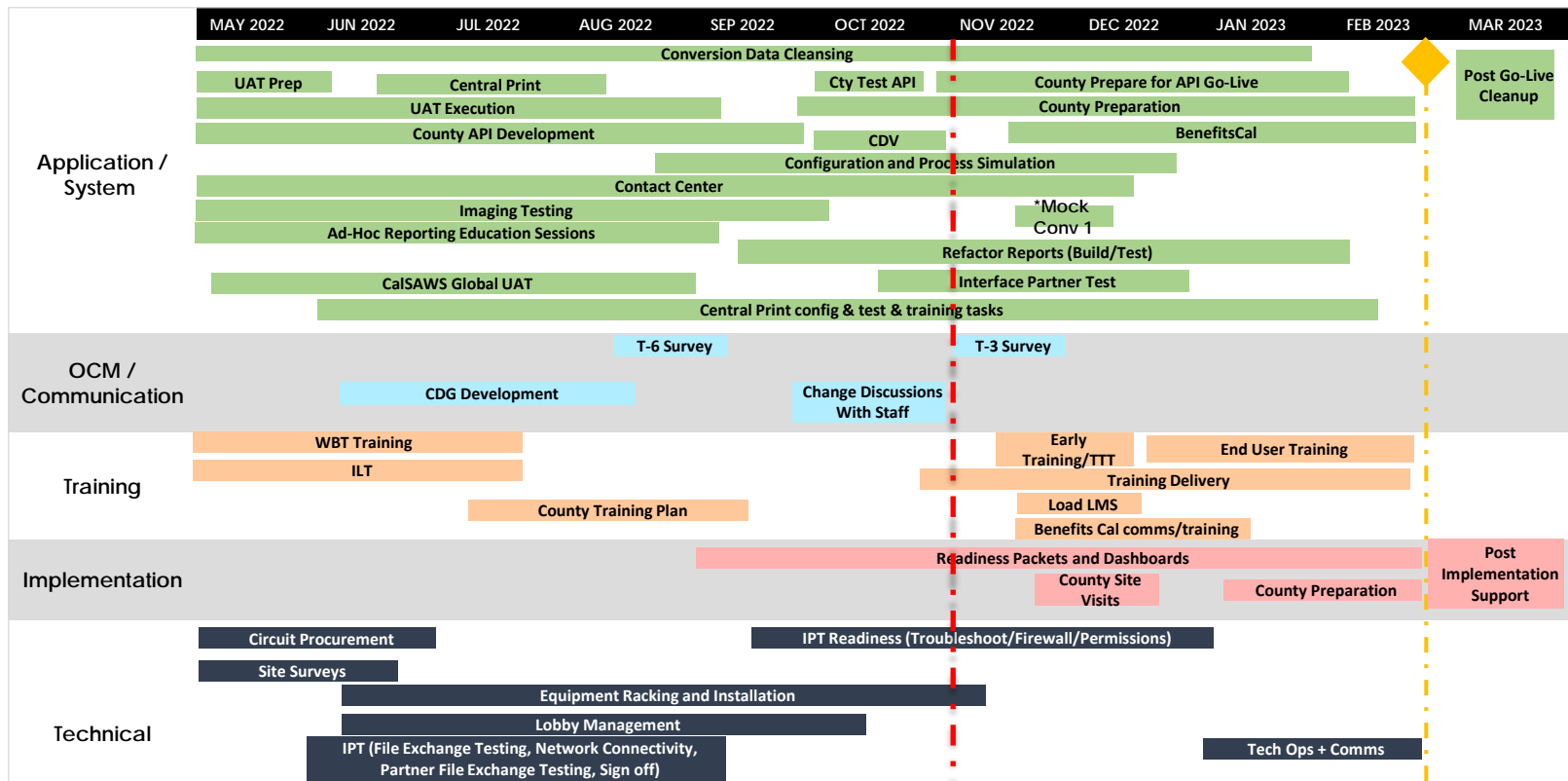
James McMahon



6. Wave 2 Readiness

Wave 2 Critical Path

Contra Costa, Tulare, Santa Clara



We are Here

Wave 2 Ancillary Data Extracts
 Aug 8, Nov 26, Feb 23
 February 23-27 (final cutover)

*Mock Conversion 1 11/26/22 – 11/30/22
 *Mock Conversion 2 12/3/22 – 12/8/22

Change Discussions
 10/10/22 – 11/04/23

Readiness Surveys

T-3 11/07/23 – 11/18/23

T-6 08/23/22 – 09/06/22

T-9 02/07/2022 – 02/18/2022

T-12 11/08/21 – 12/03/21

Contact Center

Approve Contact Center Design 11/4/22

Contact Center Model Office 2/6/23 – 2/17/23

Contact Center Config 2/6 – 2/17/23

County Data Validation (CDV) : 10/3/22 – 10/14/22

Process Simulation 11/14/22 – 12/13/22

Interface Partner Testing (IPT) 10/17/22 – 12/30/22

Training

Early Training & TTT WBT 09/26/22

Early Training 11/28/22 – 12/09/22

TTT 11/28/22 – 12/15/22

End User Training WBT 10/17/22

Training Delivery End Users 1/3/23 – 2/24/23



Wave-2 Readiness: Executive Summary

Readiness Areas and Categories (as of 10/21/2022)

Executive readiness focuses on the critical path to completion with the associated milestones and measures used to track readiness items.

Readiness Area*	Readiness Category		Comments
Application	NS	Deploy CalSAWS Releases 23.01	Testing: Not Started
	G	Contact Center Readiness	In Process SCRs: <ul style="list-style-type: none"> Tulare CA-240158 Santa Clara CA-240159 Contra Costa CA-240155
	G	Imaging Readiness	
	NS	BenefitsCal Readiness	CBO Wave 2 Mock Run 1 preparation activities begin in November 2022 (validation occurs between 12/03/22 – 12/08/22)
	G	Central Print Readiness	Configuration meetings complete (3 of 3); validation meetings 1 of 3 complete
	C	UAT Prep	Complete
	C	UAT Execution	Complete
Integration	G	County Interface Partner Test (IPT) Execution	County Interface Partner Testing (with Project) begins 10/17/2022
	G	State Interface Partner Test (IPT) Execution	State Interface Partner Testing (with Project) begins 10/17/2022
Conversion	G	CDT Defects Resolution	As of 10/14/22 there are 90 unresolved Defects. GDS#9 (Wave 2) delivered on schedule in September 2022
	G	EDBC Match – Auto Review Rates	
Technical	G	County Network Connectivity	<ul style="list-style-type: none"> Risks for Santa Clara County continue to be monitored <ul style="list-style-type: none"> Comcast circuit delivered. Activation pending Level 3 circuit order in progress (Pending a FOC Date). Order will be cancelled once Comcast is activated. Completed IPT pre-readiness for Santa Clara County Completed IPT pre-readiness for Tulare County Completed IPT pre-readiness for Contra Costa County
	G	Performance Testing	Performance Testing began 10/17/2022

*The status should be reflective of the readiness category trending at the time of 10/21/22 reporting period.

Not Started	On Schedule	<14 Days Late	>=14 Days Late	Complete
-------------	-------------	---------------	----------------	----------

Wave-2 Readiness: Executive Summary

Readiness Areas and Categories (as of 10/21/2022)

Executive readiness focuses on the critical path to completion with the associated milestones and measures used to track readiness items.

Readiness Area*		Readiness Category	Comments
Training	G	FDEL 8 Master Training Plan	Monthly update complete and submitted
	C	ILT Training Curriculum Complete	Core curriculum complete. County-specific ILT curriculum walkthroughs occurred August - September. County-specific ILT development completed 09/30/22.
	G	Wave 2 County Classroom Set-Up	Classroom identified and confirmed for Wave 2 counties.
	G	WBT Training Delivery	WBTs started 09/26/22 for Wave 2 Early Training & TTT participants WBTs start on 10/21/22 for all staff
	NS	ILT Training Delivery	Early Training and Train the Trainer starts 11/28/22. All staff training starts 01/03/23.
Organization	C	Change Discussion Guides (CDGs)	<ul style="list-style-type: none"> Contra Costa, Santa Clara and Tulare have signed off on CDG Comments. Prep Sessions for Supervisors, Managers and CNCs for CDG Discussion on Schedule
	G	Communications	CalSAWS Scoop #3 distributed on October 28, 2022.
	C	Business Process Reengineering	<ul style="list-style-type: none"> All To-Be Sessions Complete All Closeout Sessions Complete All Work Products Signed-Off and Deliverables Approved
	G	Configuration	<ul style="list-style-type: none"> Configuration Kick Off <ul style="list-style-type: none"> Santa Clara occurred 8/23/22 Contra Costa occurred 9/28/22 Tulare is scheduled for 11/9/22
	G	Process Simulation	<ul style="list-style-type: none"> Process Simulation Kick Off <ul style="list-style-type: none"> Santa Clara occurred 9/6/22 Contra Costa occurred 9/28/22 Tulare is scheduled 12/12/22
Implementation	G	Implementation Planning	<ul style="list-style-type: none"> Ongoing TOSS meetings with Wave 2 Counties ongoing Post Implementation Planning will begin at T-4 for Wave 2 Go Live Packet updates will begin for Wave 2 Counties in in November 2022
	NS	County Prep	<ul style="list-style-type: none"> County Prep Phase for Wave 2 will begin in January 2023
	NS	Pre and Post Implementation Support	<ul style="list-style-type: none"> Planning efforts will begin in November 2022
	G	Help Desk	<ul style="list-style-type: none"> County ServiceNow Fulfiller Training conducted week of 10/3
	G	County Ad Hoc Reports	Reviewed 1,343 reports for refactoring. Approximately 549 need to be refactored for Wave 2 Counties

*The status should be reflective of the readiness category trending at the time of 10/21/22 reporting period.

Wave 2 – County Readiness Summary (as of 10/14/2022)

Readiness Area	Status*	Contra Costa	Status*	Santa Clara	Status*	Tulare
Application	G	Contact Center SCR: CA-240155	G	Contact Center SCR: CA-240159	G	Contact Center SCR: CA-240158
Integration	G	IPT began 10/17/22	G	IPT began 10/17/22	G	IPT began 10/17/22
Conversion	G		G		G	
Technical	G		G	Risks and timing continue to be monitored	G	
Training	G	Early Training & TTT WBTs began 9/26/2; ET & TTT ILTs begins 11/28/22	G	Early Training & TTT WBTs began 9/26/2; ET & TTT ILTs begins 11/28/22	G	Early Training & TTT WBTs began 9/26/2; ET & TTT ILTs begins 11/28/22
Implementation	G	Contra Costa has 321 reports identified to refactor; 0 have been refactored to date	G	Santa Clara has 228 reports to refactor; 0 have been refactored to date	G	Tulare does not have any reports identified to refactor
Organizational	G	Change Discussion Guide complete; ongoing CNC activities	G	Change Discussion Guide complete; ongoing CNC activities	G	Change Discussion Guide complete; ongoing CNC activities

*Information included is as of October 14, 2022

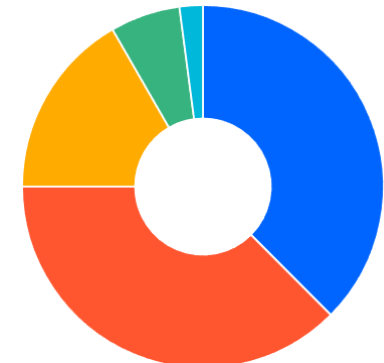
NS	Not Started	G	On Schedule	Y	<14 Days Late	R	>=14 Days Late
----	-------------	---	-------------	---	---------------	---	----------------

Wave 2 County Readiness Checklist Activities by Status (as of 10/14/2022)


Status	00 All Counties	01 Contra Costa	04 Santa Clara	05 Tulare	Wave 2 Counties	T:
COMPLETED	70	539	396	415	34	1454
NOT STARTED	12	408	219	186	127	952
IN PROGRESS	1	277	145	96	7	526
Total Unique Issues:	83	1224	760	697	168	2932

Note: All County Tasks includes tasks that all 18 CalWIN Counties are responsible for completing (e.g., UAT related tasks). Wave 2 Counties tasks include tasks that apply to Contra Costa, Santa Clara and Tulare (e.g., selective conversion tasks)

Wave 2 All Tasks Due Next 30 Days by Readiness Category

Implementation Readiness Category
Total Issues: 48

Application Readiness	18
Implementation Readiness	18
Change Readiness	8
Training Readiness	3
Technical Readiness	1





7. Wave 2 – 6 Key Risks



Project Readiness for CalWIN Cutover to CalSAWS Risks




258: The CalWIN Conversion Cutover Window is at-risk of completing past the 84-hour cutover window

Risk #258	Risk Description & Mitigation Plan	Risk Status
258.2 	The CalWIN Conversion Cutover Window is at-risk of completing past the 84-hour cutover window	Business Impact Mitigation Options: <ul style="list-style-type: none">• Reduce CalWIN EDBC (system generated) data that is more than 3 years from the Go-Live date• Convert Open and Closed Cases within 2 years in Cutover B• Delay the Conversion of:<ul style="list-style-type: none">• Closed Purged/Shell Cases• Closed Cases greater than 2 years from Cutover C two weeks after each (wave) Go-Live (with the Cutover A of the next Wave)• Meetings scheduled last week included:<ul style="list-style-type: none">• Assessed Business Impacts to identified Mitigation Options - Complete• Gathered Metrics and Projections on potential Impacts - Complete• Reviewed Proposal/Approach and recommended Mitigation Options with Strike Team and present to Leadership (for alignment and next steps) - Complete• Action Items Planned this week include:<ul style="list-style-type: none">• Monitor and assess the results of the Wave 2 Conversion timings for the current GDS9 (Cutover Projection will be updated by 9/7) - Complete• Gainwell and Accenture Conversion to assess refactoring needed for the Business Impact Mitigation Options (noted above). Teams to also plan the SDLC timeline and the re-planning of W2 Mock Cutover (to incl. C) – In Progress• Communications Planned to Discuss Mitigation Options mid-September with:<ul style="list-style-type: none">• CalWIN OPAC members on 9/12 - Complete• CalSAWS Governance chair members on 9/19 - Complete• The project presented Risk 258 Business Mitigation Options to the CalSAWS Governance chair members on 9/19 and address any questions that was asked. It was understood that the project will keep the chair members up to date on the development and mitigation status as the team prepares for conducts Wave 2 Mock Cutover
258.3 	The CalWIN Conversion Cutover Window is at-risk of completing past the 84-hour cutover window	Business Impact Mitigation Options: <ul style="list-style-type: none">• Reduce CalWIN EDBC (system generated) data that is more than 3 years from the Go-Live date• Convert Open and Closed Cases within 2 years in Cutover B• Delay the Conversion of:<ul style="list-style-type: none">• Closed Purged/Shell Cases• Closed Cases greater than 2 years from Cutover C two weeks after each (wave) Go-Live (with the Cutover A of the next Wave)• September 30 Status: Dependent on wave 2 mitigation results EARLY IMPACT: 2/27/2023 - Previous Waves Go-Live Date TRIGGER: 2/24/2023 – Waves 3 Mock Cutover B + 2 weeks for analysis



Project Readiness for CalWIN Cutover to CalSAWS Risks

258: The CalWIN Conversion Cutover Window is at-risk of completing past the 84-hour cutover window

Risk #258	Risk Description & Mitigation Plan	Risk Status
258.4 	The CalWIN Conversion Cutover Window is at-risk of completing past the 84-hour cutover window	EARLY IMPACT: 4/24/2023- Previous Waves Go-Live Date TRIGGER: 4/28/2023 – Waves 4 Mock Cutover B + 2 weeks for analysis
258.5 	The CalWIN Conversion Cutover Window is at-risk of completing past the 84-hour cutover window	EARLY IMPACT: 7/3/2023- Previous Waves Go-Live Date TRIGGER: 6/30/2023 – Waves 5 Mock Cutover B + 2 weeks for analysis
258.6 	The CalWIN Conversion Cutover Window is at-risk of completing past the 84-hour cutover window	EARLY IMPACT: 9/4/2023 - Previous Waves Go-Live Date TRIGGER: 8/25/2023 – Waves 6 Mock Cutover B + 2 weeks for analysis



8. Implementation Support Services Update

- Waves 3 - 6





Configuration & Process Simulation: Waves 2 & 3

Look Ahead

Wave 2 – Santa Clara

- Configuration Working Sessions – COMPLETE
- Process Simulation Prep – COMPLETE
- Process Simulation Execution – COMPLETE

Wave 2 – Contra Costa

- Configuration Working Sessions – COMPLETE
- Process Simulation Prep – IN-PROGRESS
- Process Simulation Execution – NOT STARTED

Wave 2 – Tulare

- Configuration Working Sessions – NOT STARTED
- Process Simulation Prep – IN-PROGRESS
- Process Simulation Execution – NOT STARTED

Wave 3 – Orange, Santa Barbara, Ventura

- Configuration Kickoffs – SCHEDULING IN-PROGRESS

OCM Activities Schedule

Wave 3 Look Ahead

	November 2022				December 2022					January 2023				
	31-4	7-11	14-18	21-25	28-2	5-9	12-16	19-23	26-30	2-6	9-13	16-20	23-27	30-3
Milestones		<div>County FWP Complete 11/7</div>	<div>W3 T-6 Results Meeting Week of 11/14</div>											
Activities	<div>W3 County FWP Review</div> <div>W3 T-6 Survey</div>		<div>W3 CDG Prep Sessions</div>			<div>W3 Ongoing Change Discussions (Office Hours)</div>		<div>Wave 3 Newsletter #3</div>					<div>W3 T-3 Survey</div>	



County, Consortium,
QA, & Deloitte



Consortium,
QA, &
Deloitte



County



Milestones

OCM Activities Schedule

Wave 4 Look Ahead

	November 2022				December 2022					January 2023				
	31-4	7-11	14-18	21-25	28-2	5-9	12-16	19-23	26-30	2-6	9-13	16-20	23-27	30-3
Milestones		<div>W4 T-9 Results Meetings Week of 11/07</div> <div>CDG Orientation Week of 11/07</div>				<div>County G1 FWP Complete 12/7</div>							<div>County G2 FWP Complete 12/19</div>	
Activities	<div>W4 CDG Working Sessions - G1</div>		<div>Wave 4 Newsletter #2</div>			<div>Change Discussion Kickoffs</div>				<div>W4 DWP & FWP - G2</div>		<div>W4 CDG Prep - G2</div>	<div>W4 Ongoing Change Discussions (Office Hours)</div>	
					<div>W4 CDG Working Sessions - G2</div>						<div>W4 CDG Prep Sessions - G1</div>			
	<div>W4 DWP and FWP Review - G1</div>							<div>W4 DWP & FWP - G2</div>						
												<div>W4 T-6 Survey</div>		



County, Consortium, QA, & Deloitte



Consortium, QA, & Deloitte





County



Milestones

OCM Activities Schedule

Wave 5 Look Ahead

	November 2022				December 2022					January 2023				
	31-4	7-11	14-18	21-25	28-2	5-9	12-16	19-23	26-30	2-6	9-13	16-20	23-27	30-3
Milestones		 CNC Kickoff 11/8												W5 T-9 Results Meetings Week of 01/30 
Activities			Wave 5 Newsletter #1							W5 T-9 Survey		CDG Orientation Session		CDG Working Sessions



County, Consortium,
QA, & Deloitte



Consortium,
QA, &
Deloitte





County



Milestones

OCM Activities Schedule

Wave 6 Look Ahead

	November 2022				December 2022					January 2023				
	31-4	7-11	14-18	21-25	28-2	5-9	12-16	19-23	26-30	2-6	9-13	16-20	23-27	30-3
Milestones		 CNC Kickoff 11/8						 W6 T-12 Results Meetings Week of 12/19						
Activities					W6 T-12 Survey			Wave 6 Newsletter #1						



County, Consortium,
QA, & Deloitte



Consortium,
QA, &
Deloitte



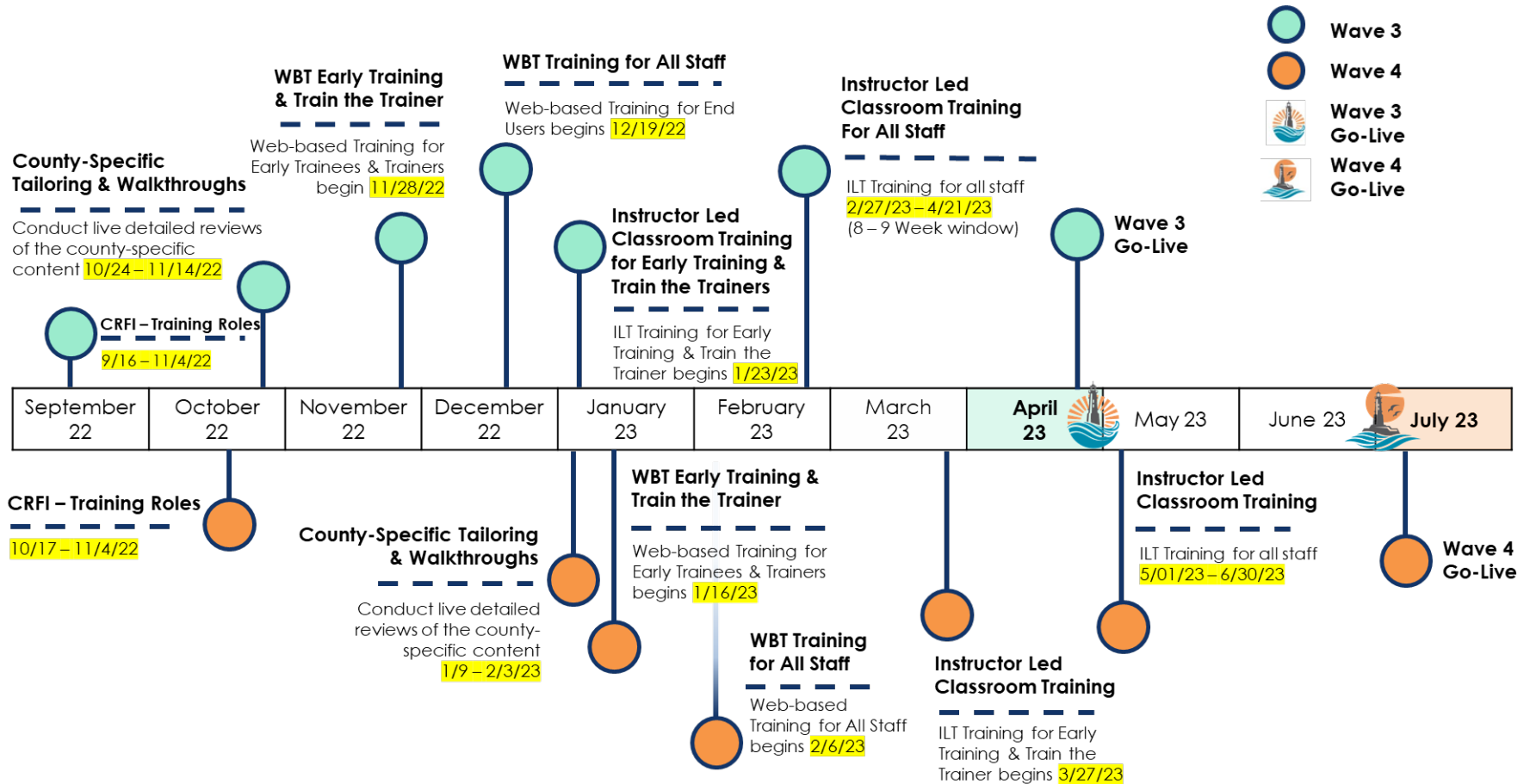
County



Milestones

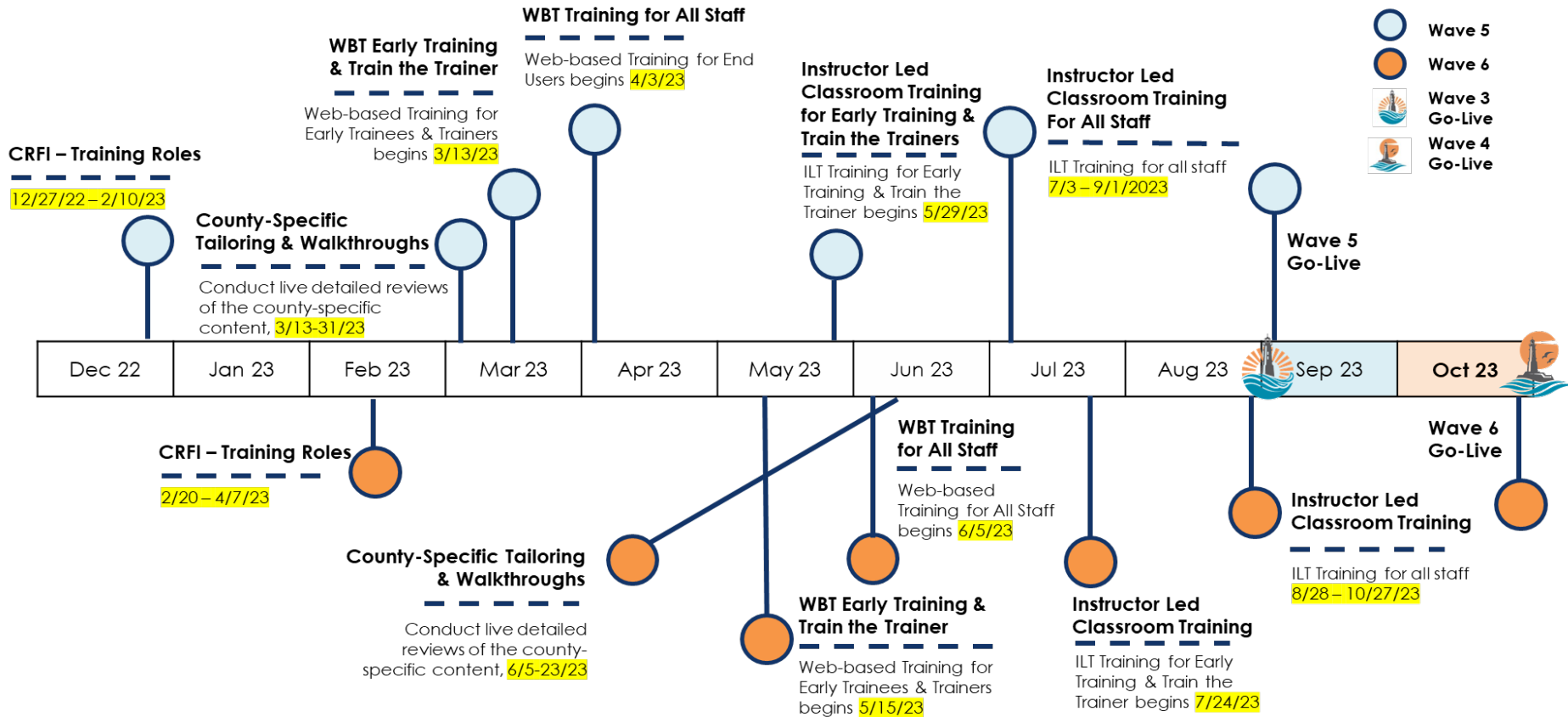
Training

Timeline for Waves 3 and 4



Training



Timeline for Waves 5 and 6

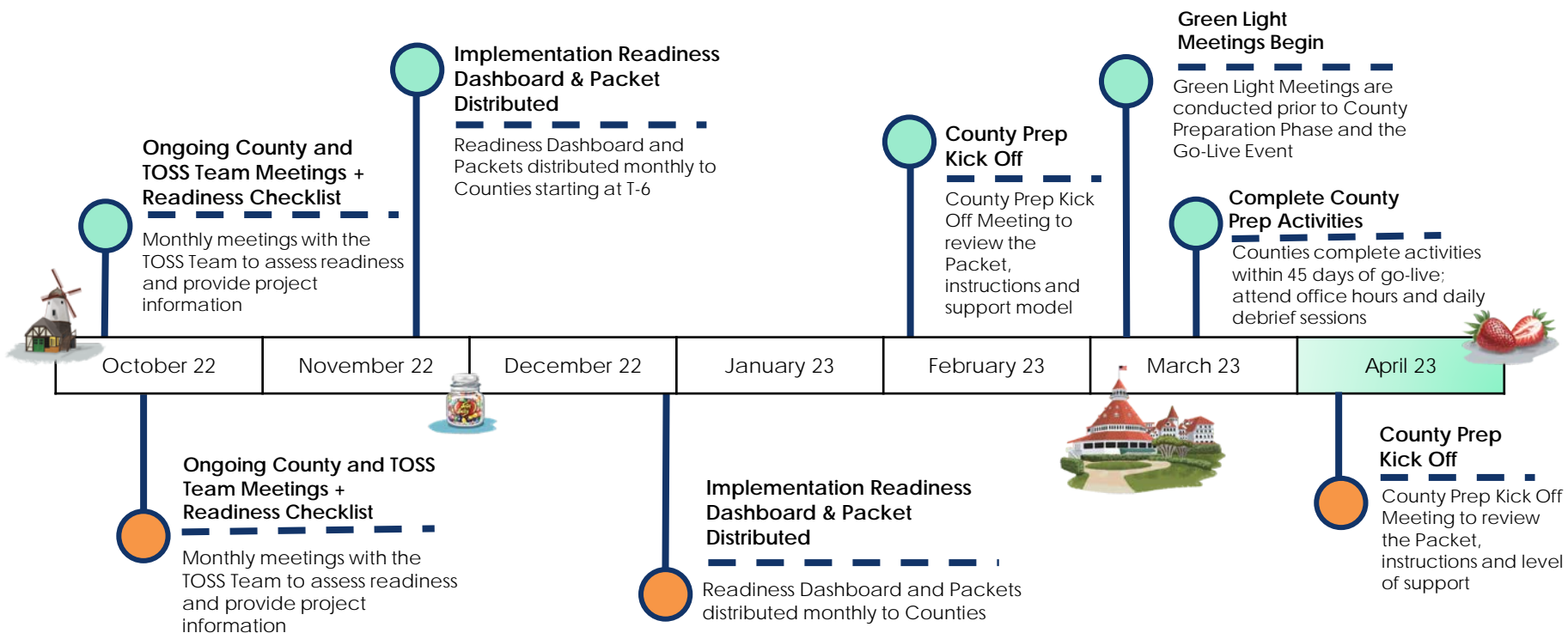


Implementation: Waves 3 and 4 Look Ahead

Wave 3: Orange, Santa Barbara, Ventura

Wave 4: San Diego, San Mateo, Santa Cruz, Solano

 Wave 3 (04/24/2023)
 Wave 4 (07/03/2023)

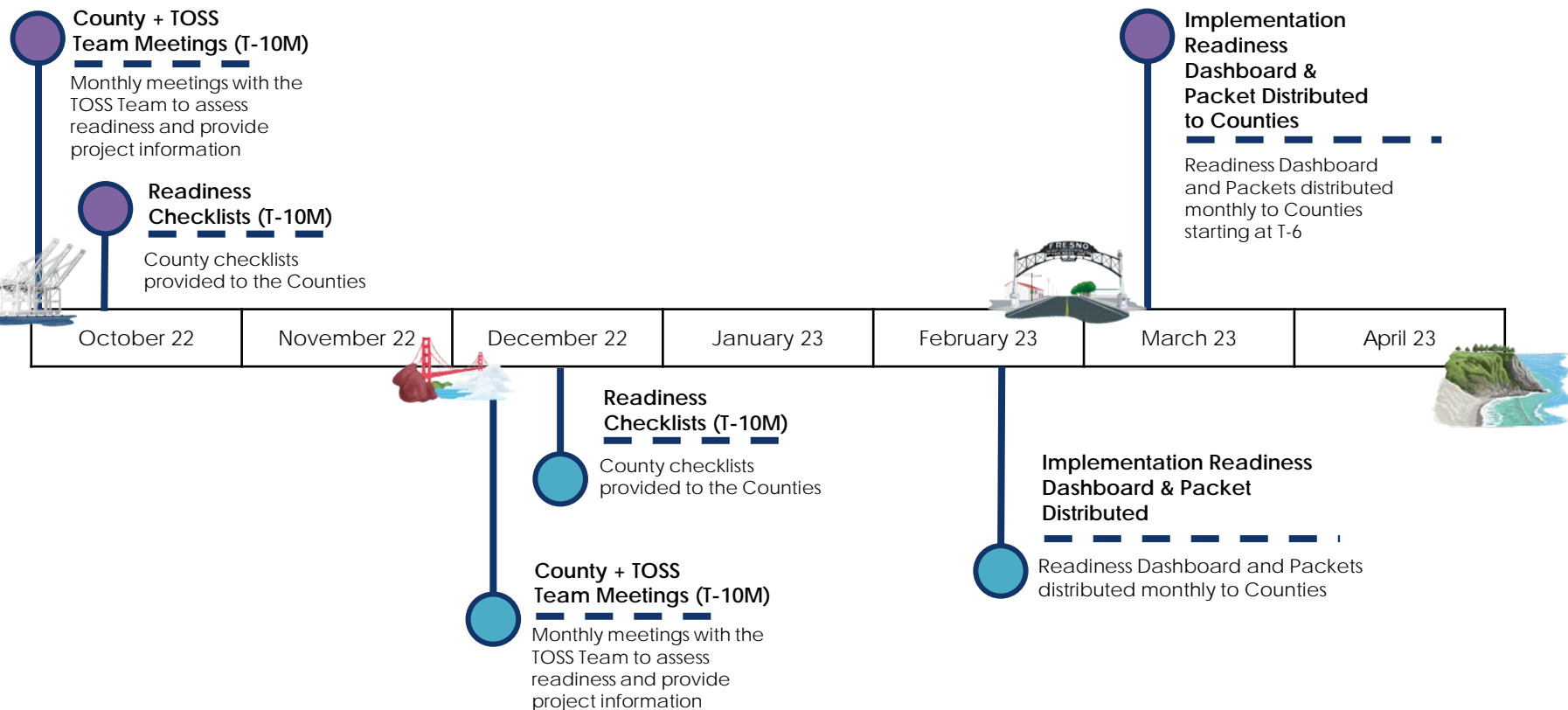


Implementation: Waves 5 and 6 Look Ahead

Wave 5: Alameda, Fresno, Sonoma

Wave 6: Sacramento, San Francisco, San Luis Obispo

Wave 5 (09/04/2023)
Wave 6 (10/30/2023)





9. CalWIN UAT Wrap-Up and Decision Tree





CalSAWS UAT Execution Status

Executive Summary

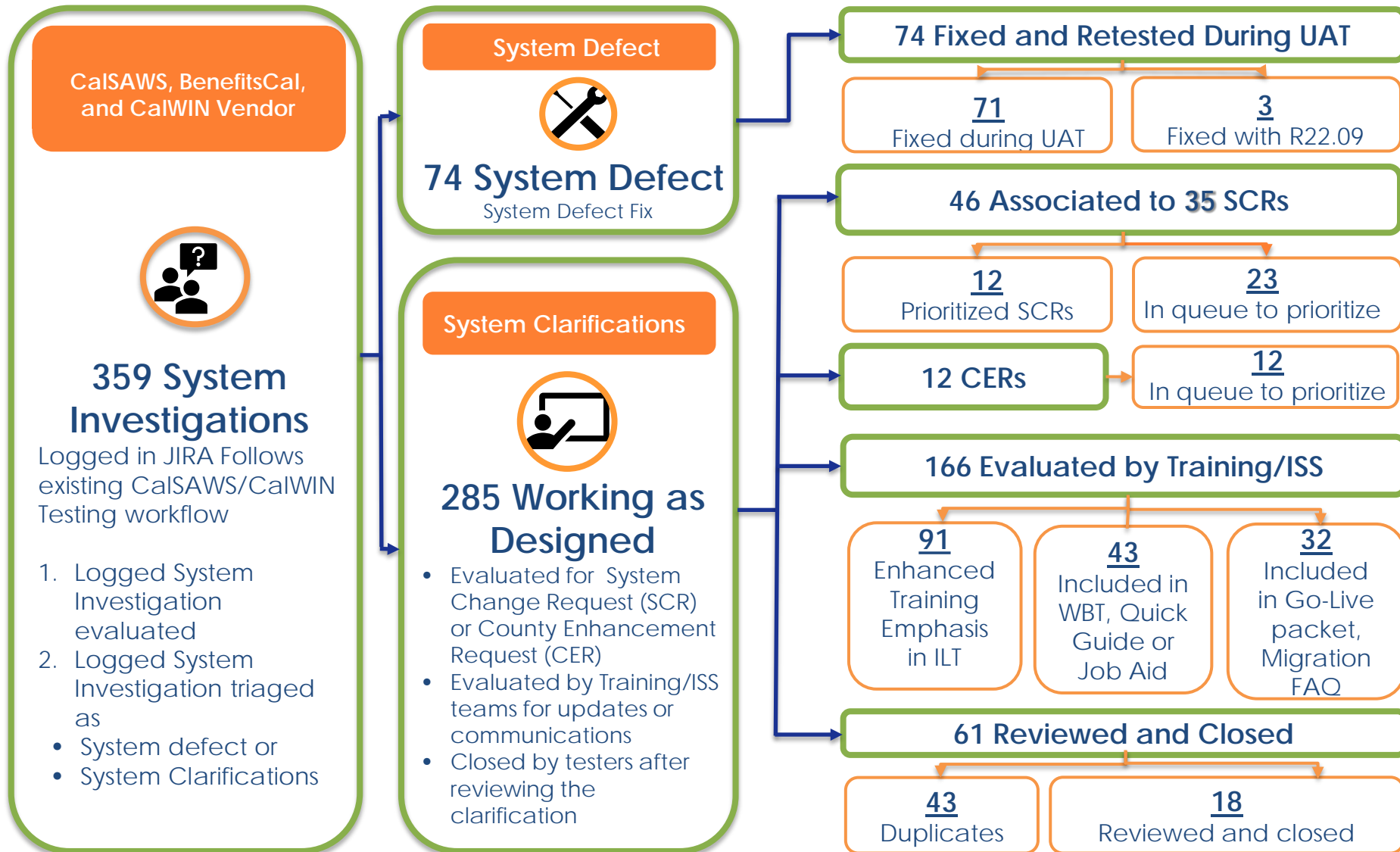
CalSAWS CalWIN UAT Execution								
CalSAWS UAT	Total Scenarios	Not Executed	In Progress	Passed	Failed	Blocked	System Investigation Logged	SCRs
CalSAWS UAT Group 1 Execution	425	0% (0)	0% (0)	99% (423)	1% (2)	0% (0)	63	11
CalSAWS UAT Group 2 Execution	593	0% (0)	0% (0)	98% (579)	2% (14)	0% (0)	296	24
Total Execution	1018	0% (0)	0% (0)	97% (1002)	2% (16)	0% (0)	359	35

System Investigations logged include system clarifications and system defects



CalSAWS UAT Results

Breakdown of UAT System Investigations





CalSAWS UAT Results

UAT State Reports

State Reports



There is one CalSAWS Report Template for each Report

- ✓ State reports are generated and actively used by 40 CalSAWS counties
- ✓ Changes to report templates impact all CalSAWS counties
- ✓ 12 UAT CERs in queue to prioritize in October 2022
- ✓ Reports are updated with ACL, ACWDLs, CFLs or approved County Enhancement Requests
- ✓ The project works closely with CDSS, and they have access to the report's dashboards

Post Implementation Support

- ✓ ISS team analyzed UAT findings and Action items for Post Implementation
- ✓ Support for Counties' ability to reconcile Daily and Monthly Fiscal reports and submit their State reports on time
- ✓ Enhanced Communications are and will continue to be disseminated



10. CalSAWS Financial Update



CalSAWS Financial Update

Overview

CalSAWS DD&I/M&O

Premise

CalWIN M&O

JPA Admin

1

Actuals to Date

Based on Vendor Invoices & County Claims

2

Projections (Estimates to Complete)

Estimated Costs for Future Months

3

Estimate at Completion (EAC)

Actual Costs Plus Estimated

4

Total Allocation/Budget

Amount Allocated by Line Item for the Approved Budget

5

Balance

Difference Between EAC and Budget

Negative balance is over budget

Positive balance is under budget

6

% Expended to Date (Actuals)

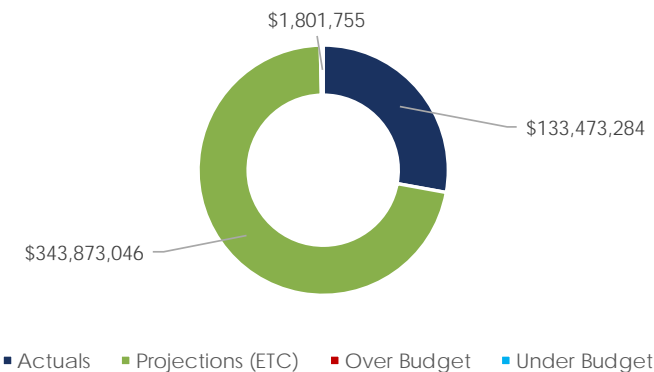
Percent of Actuals to Date Divided by the Budget

7

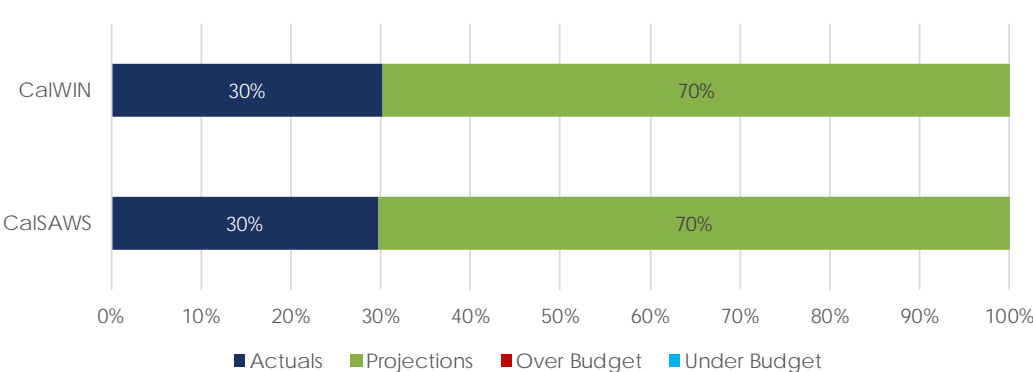
% EAC to Budget

Percent of EAC Divided by the Budget

Total Actuals & Projections



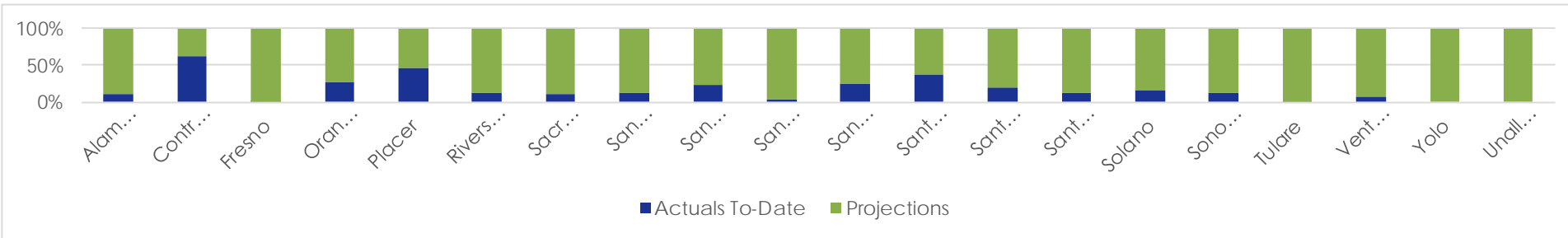
% Expended to Date



Category	Actuals to Date ¹	Projections (ETC)	EAC	Total Allocation (Budget)	Balance + Under / (-Over)	% Expended to Date	% EAC to Budget	Notes
CalSAWS	\$96,953,081	\$229,193,943	\$326,147,024	\$326,147,024	\$0	29.7%	100.0%	
DD&I App. Dev.	\$417,846	\$1,742,014	\$2,159,860	\$2,159,860	\$0	19.3%	100.0%	
DD&I Non-App. Dev.	\$17,543,065	\$56,159,382	\$73,702,447	\$73,702,447	\$0	23.8%	100.0%	
DD&I Training	\$7,000,963	\$11,266,002	\$18,266,965	\$18,266,965	\$0	38.3%	100.0%	
CalSAWS M&O	\$69,439,022	\$150,285,797	\$219,724,819	\$219,724,819	\$0	31.6%	100.0%	
M&O Procurement	\$498,505	\$871,310	\$1,369,815	\$1,369,815	\$0	36.4%	100.0%	
OCAT M&O	\$734,549	\$1,331,947	\$2,066,496	\$2,066,496	\$0	35.5%	100.0%	
CalHEERS Interface	\$1,319,131	\$6,861,533	\$8,180,664	\$8,180,664	\$0	16.1%	100.0%	
Covered CA CSC	\$0	\$675,958	\$675,958	\$675,958	\$0	0.0%	100.0%	
CalSAWS Premise	\$5,835,367	\$43,763,069	\$49,598,436	\$51,400,191	\$1,801,755	11.4%	96.5%	
CalSAWS Premise	\$5,835,367	\$43,763,069	\$49,598,436	\$51,400,191	\$1,801,755	11.4%	96.5%	Underspend related to ARPA FFY Funding
CalWIN M&O	\$30,569,658	\$70,377,064	\$100,946,722	\$100,946,722	\$0	30.3%	100.0%	
CalWIN M&O	\$27,606,101	\$59,955,430	\$87,561,531	\$87,561,531	\$0	31.5%	100.0%	
CalHEERS Interface	\$2,385,524	\$9,161,446	\$11,546,970	\$11,546,970	\$0	20.7%	100.0%	
CalHEERS CSCN	\$578,033	\$1,260,188	\$1,838,221	\$1,838,221	\$0	31.4%	100.0%	
JPA Admin. Budget	\$115,178	\$538,970	\$654,148	\$654,148	\$0	17.6%	100.0%	
CalSAWS 58 Counties	\$115,178	\$538,970	\$654,148	\$654,148	\$0	17.6%	100.0%	
Total	\$133,473,284	\$343,873,046	\$477,346,330	\$479,148,085	\$1,801,755	27.9%	99.6%	

¹. September Payment Month

CalSAWS | SFY 2022/23 DD&I COUNTY SUPPORT STAFF (THROUGH September 2022)



COMBINED TOTAL	\$ 4.2 M Actuals to Date	\$ 20.9 M Projections	\$ 25.1 M Estimate At Completion	\$ 25.1 M Total Allocation	\$.0 M Balance (+Under/-Over)	17% % Expended to Date	100% % EAC to Budget
Alameda	\$221,832	\$1,669,375	\$1,891,207	\$1,891,207	\$0	12%	100%
Contra Costa	\$520,246	\$303,589	\$823,835	\$823,835	\$0	63%	100%
Fresno	\$13,288	\$2,030,322	\$2,043,610	\$2,043,610	\$0	1%	100%
Orange	\$1,124,729	\$3,163,334	\$4,288,063	\$4,288,063	\$0	26%	100%
Placer	\$80,306	\$94,099	\$174,405	\$174,405	\$0	46%	100%
Riverside	\$128,566	\$871,434	\$1,000,000	\$1,000,000	\$0	13%	100%
Sacramento	\$172,402	\$1,542,949	\$1,715,351	\$1,715,351	\$0	10%	100%
San Diego	\$461,879	\$3,416,670	\$3,878,549	\$3,878,549	\$0	12%	100%
San Francisco	\$230,260	\$776,068	\$1,006,328	\$1,006,328	\$0	23%	100%
San Luis Obispo	\$10,553	\$272,044	\$282,597	\$282,597	\$0	4%	100%
San Mateo	\$220,056	\$637,020	\$857,076	\$857,076	\$0	26%	100%
Santa Barbara	\$301,767	\$499,607	\$801,374	\$801,374	\$0	38%	100%
Santa Clara	\$422,164	\$1,654,235	\$2,076,399	\$2,076,399	\$0	20%	100%
Santa Cruz	\$54,636	\$398,498	\$453,134	\$453,134	\$0	12%	100%
Solano	\$94,418	\$511,942	\$606,360	\$606,360	\$0	16%	100%
Sonoma	\$58,296	\$425,543	\$483,839	\$483,839	\$0	12%	100%
Tulare	\$11,748	\$1,146,990	\$1,158,738	\$1,158,738	\$0	1%	100%
Ventura	\$81,954	\$1,165,221	\$1,247,175	\$1,247,175	\$0	7%	100%
Yolo	\$0	\$211,001	\$211,001	\$211,001	\$0	0%	100%
Unallocated	\$0	\$61,248	\$61,248	\$61,248	\$0	0%	100%

CalSAWS | SFY 2022/23 CONSORTIUM PERSONNEL BUDGET & FTEs

CATEGORY	Actuals to Date	Projections (ETC)	EAC	Total Allocation (Budget)	BALANCE +Under / (-Over)	% Expended to Date	% EAC to Budget
CalSAWS	\$10,289,790	\$20,350,343	\$30,640,133	\$30,640,133	\$0	33.6%	100.0%
Consortium Personnel - County ¹	\$3,258,936	\$10,263,111	\$13,522,047	\$13,522,047	\$0	24.1%	100.0%
Consortium Personnel - Contractor ^{2,3}	\$7,030,854	\$10,087,232	\$17,118,086	\$17,118,086	\$0	41.1%	100.0%
CalWIN M&O	\$1,213,236	\$3,022,257	\$4,235,493	\$4,235,493	\$0	28.6%	100.0%
Consortium Personnel - County ¹	\$32,136	\$133,932	\$166,068	\$166,068	\$0	19.4%	100.0%
Consortium Personnel - Contractor ^{2,3}	\$1,181,100	\$2,888,325	\$4,069,425	\$4,069,425	\$0	29.0%	100.0%
CalSAWS Premise	\$0	\$129,333	\$129,333	\$129,333	\$0	0.0%	100.0%
Consortium Personnel - County	\$0	\$129,333	\$129,333	\$129,333	\$0	0.0%	100.0%
Consortium Personnel - Contractor ²	\$0	\$0	\$0	\$0	\$0	0.0%	0.0%
Total	\$11,503,026	\$23,501,933	\$35,004,959	\$35,004,959	\$0	32.9%	100.0%

SFY 2022/23 - Consortium Personnel FTE Counts	FTE
CalSAWS DD&I and M&O	188
Consortium Personnel - County ¹	74
Consortium Personnel - Contractor ²	85
Consortium Personnel - Contractor Limited Term ³	20
TBD ⁴	9
CalWIN M&O	17
Consortium Personnel - County ¹	1
Consortium Personnel - Contractor ²	8
Consortium Personnel - Contractor Limited Term ³	6
TBD ⁴	2
Premise	1
Consortium Personnel - County ¹	1
Consortium Personnel - Contractor ²	0
Total	206

¹Includes only Consortium Staff, does not include County Support Staff

²Includes RGS and CSAC employees

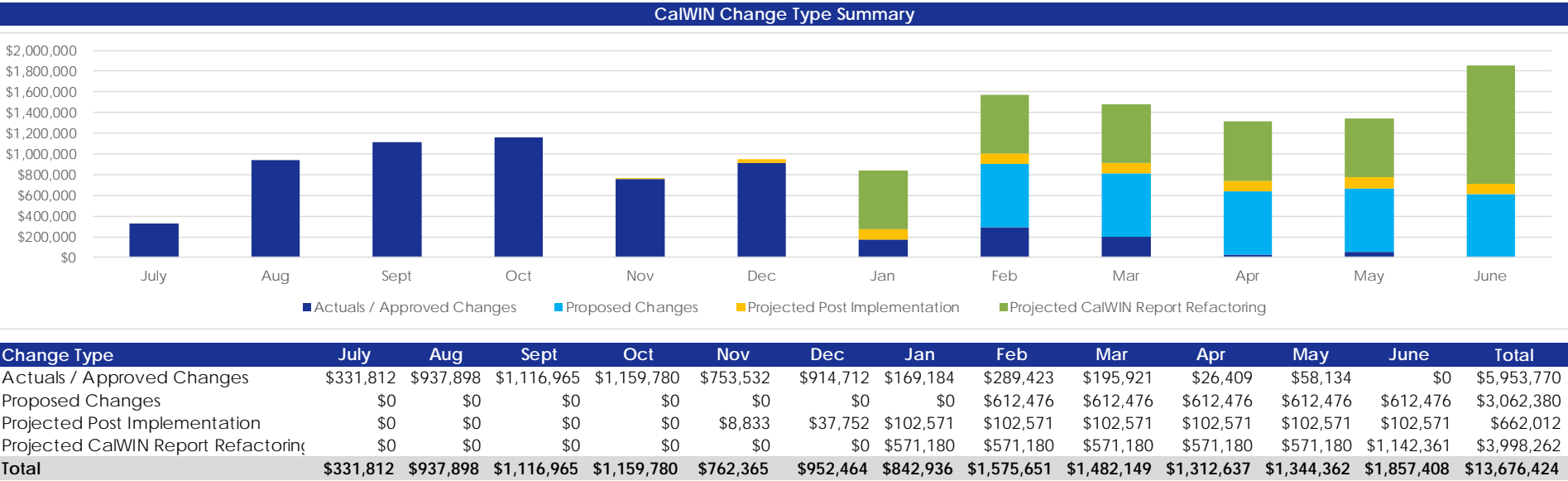
³Includes RGS, CSAC, and First Data Staff (Non-Employees)

⁴Does not account for backfill considerations

CalSAWS | SFY 2022/23 CHANGE BUDGET (APPLICATION MAINTENANCE / M&E HOURS)

Change Budget Category	Actuals to Date	Projections (ETC)	EAC	Total Allocation (Budget)	BALANCE +Under / (-Over)	% Expended to Date	% EAC to Budget
CalWIN M&O	\$4,944,141	\$24,588,791	\$29,532,932	\$29,532,932	\$0	16.7%	100.0%
CalWIN M&O	\$4,236,811	\$9,439,613	\$13,676,424	\$13,676,424	\$0	31.0%	100.0%
CalHEERS Interface Change Budget	\$342,030	\$6,171,486	\$6,513,516	\$6,513,516	\$0	5.3%	100.0%
CalHEERS CSCN Change Budget	\$0	\$249,592	\$249,592	\$249,592	\$0	0.0%	100.0%
CalWIN Premise	\$365,300	\$8,728,100	\$9,093,400	\$9,093,400	\$0	4.0%	100.0%
CalSAWS M&O	\$18,021,217	\$30,186,267	\$48,207,484	\$49,865,171	\$1,657,687	36.1%	96.7%
CalSAWS M&E	\$13,862,460	\$14,768,592	\$28,631,052	\$28,631,052	\$0	48.4%	100.0%
CalHEERS Interface Change Budget	\$791,511	\$5,591,841	\$6,383,352	\$6,383,352	\$0	12.4%	100.0%
BenefitsCal	\$875,679	\$1,072,977	\$1,948,656	\$1,948,656	\$0	44.9%	100.0%
CalSAWS Premise	\$2,491,567	\$8,752,857	\$11,244,424	\$12,902,111	\$1,657,687	19.3%	87.2%
TOTAL	\$22,965,358	\$54,775,058	\$77,740,416	\$79,398,103	\$1,657,687	28.9%	97.9%

Note: Includes 15,075 hours/month for CalSAWS, plus premise hours.
Premise variance due to underspend on ARPA



CalSAWS | SFY 2022/23 CONTRACT OBLIGATIONS

Warranty & Liquidated Damages Detail - SFY 2022/23

Category	Contract	Service Month	Amount	Invoice Month	Invoice #
Deliverables produced in Change Request/UAT	CalWIN	March-22	\$5,000	August-22	80004559
System Availability Benefits CalWIN	CalWIN	March-22	\$2,000	August-22	80004559
System Availability CalWIN	CalWIN	March-22	\$5,000	August-22	80004559
System Availability ACCESS CalWIN	CalWIN	April-22	\$22,000	November-22	TBD
Covered CA Interface - Sys Response Time	CalWIN	April-22	\$5,500	November-22	TBD
Covered CA Contact - System Availability	CalWIN	April-22	\$1,000	November-22	TBD
CalSAWS System Daily Peak Usage Hour Availability	CalSAWS	July-22	\$10,000	December-22	TBD
CalSAWS System Daily Batch Production Jobs Completion	CalSAWS	July-22	\$5,000	December-22	TBD
CalSAWS System Daily Batch Production Jobs Completion	CalSAWS	August-22	\$5,000	December-22	TBD
AWS Outage	CalSAWS	September-22	TBD	TBD	TBD
Total			\$48,500		

Hours & Credits

Category	Actuals	Projections (ETC)	EAC	Allowance	BALANCE +Under / (-Over)
CalWIN Modernization ("Modification") Hours	\$7,160,230	\$2,556,730	\$9,716,960	\$10,033,825	\$316,865
CalWIN Business Intelligence (BI)	\$3,971,215	\$0	\$3,971,215	\$3,971,215	\$0
CalWIN IDMS	\$1,500,000	\$0	\$1,500,000	\$1,500,000	\$0
CalWIN Business Rules Engine (BRE)	\$2,099,510	\$1,400,490	\$3,500,000	\$3,500,000	\$0
Total	\$14,730,955	\$3,957,220	\$18,688,174	\$19,005,040	\$316,865

Notes:

Modernization Hours are updated each August with 8,500 hours; includes hours for Contract Years 1-7 plus partial Contract Year 8.
 Modernation Hours will be leveraged for BenefitsCal Technical Help Desk.
 IDMS \$1.5M applied to CalSAWS GA/GR.
 BRE \$3.5M to be applied to CalSAWS GA/GR.

CalSAWS | SFY 2022/23 CHANGE NOTICE TRACKING

CalSAWS Contract (Premise/App Maintenance Services)	Total Amount	Change Notice Ref.
Total Baseline Allocation (Amendment 30)	\$92,000,000	
Previously Approved through June 2021	\$21,229,544	FIVE - NINE
Previously Approved June 2021 through October 2021	\$9,182,789	TEN - ELEVEN
Previously Approved Nov 2021 through June 2022	\$11,336,520	TWELVE - EIGHTEEN
Functional Support and Technical Help Desk	\$4,424,096	NINETEEN
Various Premise Items	\$2,039,802	TWENTY
BenefitsCal Portal Support (Less CN 18 for Virtual	(\$944,032)	TWENTY ONE
Total Allocated Amounts	\$47,268,719	
Total Remaining Allocation	\$44,731,281	

CalSAWS Contract (County Purchases)	Total Amount	Change Notice Ref.
Total Baseline Allocation (Amendment 23)	\$20,000,000	
Approved County Purchases	\$1,702,883	FIFTEEN
Approved County Purchases*	\$5,112,800	TWENTY
Total Allocated Amounts	\$6,815,683	
Total Remaining Allocation	\$13,184,317	

Deloitte Portal/Mobile	Total Amount	Work Order Ref.
Total Baseline Allocation (Change Order 5)	\$13,000,000	
Various Premise Items	\$1,112,377	ONE - THREE
American Recovery Plan Act (ARPA)	\$1,705,148	FOUR
American Recovery Plan Act (ARPA) - ROI	\$428,379	FIVE
Get CalFresh (Code for America) - Security Monitoring	\$50,001	SIX
American Recovery Plan Act (ARPA) - SAR 7 and 7A	\$92,496	SEVEN
CW Time Clocks	\$71,000	EIGHT
Total Allocated Amounts	\$3,459,401	
Total Remaining Allocation	\$9,540,599	

Deloitte CalWIN ISS (County Purchases)	Total Amount	Work Order Ref.
Total Baseline Allocation (Amendment 2)	\$8,000,000	
Total Allocated Amounts	\$0	
Total Remaining Allocation	\$8,000,000	

Services)	Total Amount	Change Order Ref.
Total Baseline Allocation	\$29,516,908	
Previously Approved Projects	\$18,419,400	N/A
Previously Approved Projects	\$2,678,531	TWO - FOUR
Total Allocated Amounts	\$21,097,931	
Total Remaining Allocation	\$8,418,977	

CalWIN Contract (County Purchases)	Total Amount	Change Order Ref.
Total Baseline Allocation	\$3,968,662	
Previously Approved	\$2,021,592	N/A
Projects 60548 and 60549	\$177,419	FOUR
Projects 60858, 60859, 61078 and 61377	\$262,105	FIVE
Total Allocated Amounts	\$2,461,116	
Total Remaining Allocation	\$1,507,546	

First Data LRS Contract (Staff Augmentation Services)	Total Amount	Change Notice Ref.
Total Baseline Allocation (Amendment 7)	\$1,000,000	
Previously Approved through June 2022	\$495,552	ONE - FOUR
Total Allocated Amounts	\$495,552	
Total Remaining Allocation	\$504,448	

Infosys Contract	Total Amount	Change Notice Ref.
Total Baseline Allocation	\$10,000,000	
Previously Approved	\$7,002,152	
Total Allocated Amounts	\$7,002,152	
Total Remaining Allocation	\$2,997,848	

ClearBest	Total Amount	Work Order Ref.
Total Baseline Allocation (Change Order 6)	\$4,000,000	
Previously Approved	\$3,104,596	ONE - THIRTEEN
Various Premise Items	\$660,484	FOURTEEN-NINETEEN
Various Premise Items	\$193,065	ONE
Total Allocated Amounts	\$3,958,145	
Total Remaining Allocation	\$41,855	

11. Policy Update



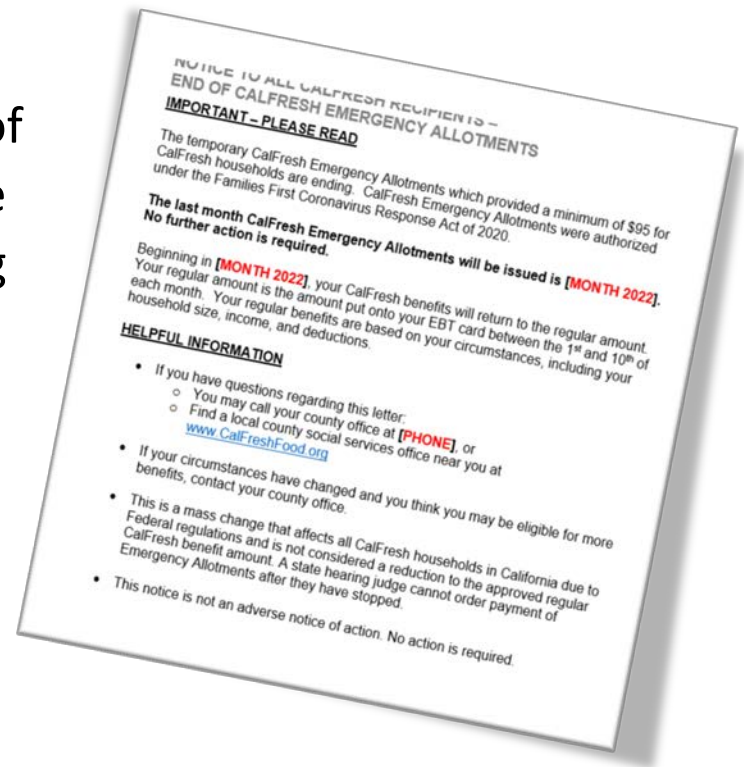
COVID 19 State of Emergency

Ending as of Feb 28, 2023

- **Emergency Allotments (EA) are expected to be ending the month of March 2023**

CDSS is working on a Mass Mailer announcing the end of Emergency Allotments, to be sent out in ENG and SP along with a GEN 1365.

Both SAWS are meeting with CDSS around the timing of sending the mass mailer.



COVID 19 State of Emergency

Ending as of Feb 28, 2023

- **PHE Update**

The Federal Government has approved another PHE extension effective October 13, 2022, for up to 90 days.

- Therefore January 11, 2023, would mark the end of the current 90-day PHE extension.
- Also due to the CMS commitment providing a 60-day advance notice to announce the PHE conclusion, another PHE update from CMS/DHCS is not expected prior to November 12, 2022.

- **PHE unwinding period is likely to begin February 2023**

SAWS will begin using Yellow Envelopes in February (for MC Renewals due in April) to raise customer awareness



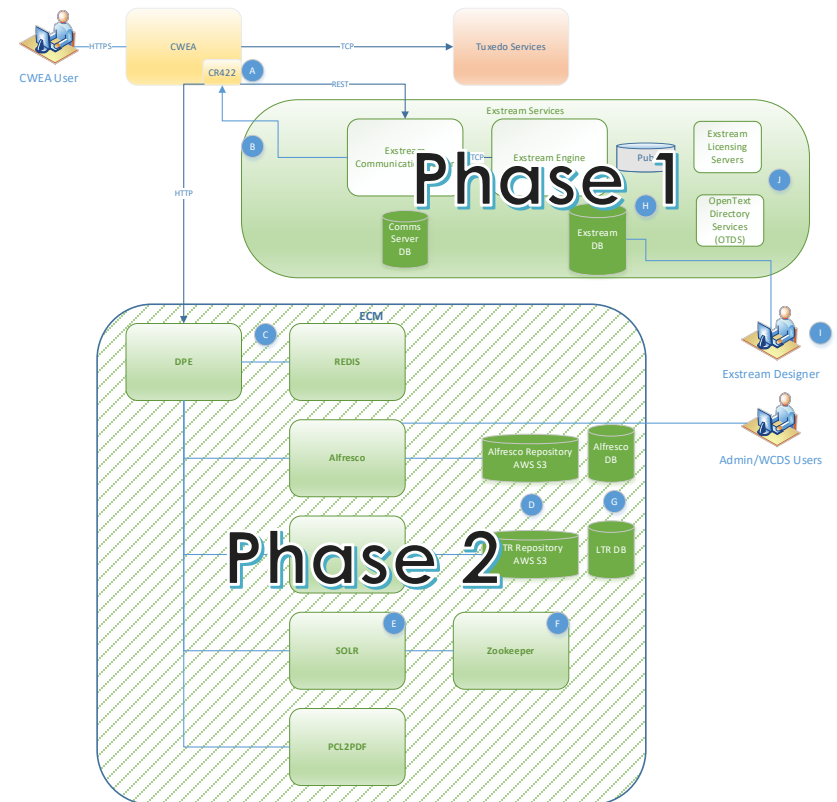
12. CalWIN Operations Update


- Notice CalWIN to AWS Phase 2
- Read Only CalWIN and Simulation



Overview

- Objective: Migrate Notice CalWIN to AWS
 - Upgrade Software Stack (Alfresco, Exstream, etc.)
 - Migrate Database from Oracle to AWS PostgreSQL
- Phase 1: Exstream
 - Go Live: June 5, 2022
 - Improved performance to product documents from 10-15 seconds to 4-5 seconds
- Phase 2: ECM
 - Go live: October 17, 2022
 - Database Migration of ~13B rows
 - No County-reported issues, i.e. no disruption to county business,





CalWIN Read Only PPM 62403

- CalWIN project 62403 was opened to provide a read only environment post migration allowing counties continued access to the CalWIN data. This environment included simulation to assist in scenarios where EBDC needed to be run in CalWIN after migration
- As counties migrate, Read Only will be applied to their counties which will provide access once conversion dependencies are completed
- On 10/24/2022, all functionality related to Read Only was implemented into production. This logic is triggered based on migration date

On 10/28/2022 in the early morning hours, Yolo and Placer came back online successfully as Read Only



13. Stakeholder Updates

- CDSS
 - DHCS
 - OSI
 - CWDA
-

14. Adjourn Meeting

