

Wave 4 Implementation Readiness Dashboard and Packet

January 06, 2023

The **Implementation Readiness Packet & Dashboard** present a **high-level view of Project Readiness** to CalWIN Counties with information related to CalWIN Migration, BenefitsCal, and Central Print. Status will include key metrics related to the overall “health” of the Implementation effort based on measurable metrics and milestones for Wave 4. Project Milestones are identified by project team leads and CalSAWS Project leadership.

The Dashboard and Packet serve to inform Project Leadership and Counties on the progression and completion of Key Project and County Milestones. The packet will be distributed to the CalWIN Counties monthly. The information contained in the document reflects data as of **January 06, 2023**

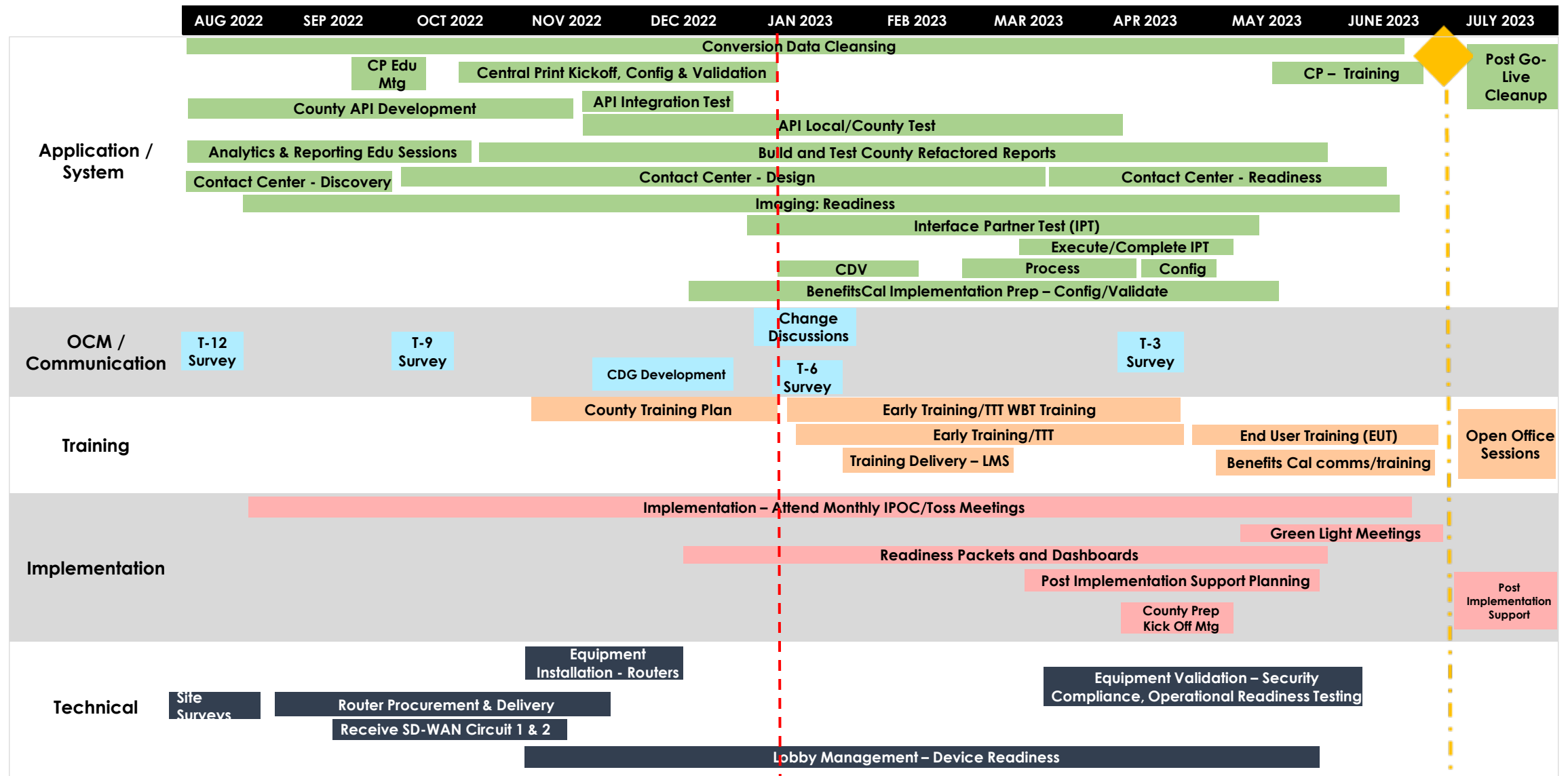


Wave-4 Migration Timeline



Wave 4 Critical Path

San Diego, San Mateo, Santa Cruz, Solano



We are Here

Mock Conversion 1 03/31/23
– 04/26/23
County Data Validation
04/10/23 – 04/21/23
Interface Partner Testing (IPT)
02/20/23 – 05/15/23

Change Discussions
12/22/22 – 02/03/23
Readiness Surveys
T-3 04/03/23 – 04/14/23
T-6 01/16/22 – 01/27/23
T-9 10/03/22 – 10/28/22
T-12 07/18/22 – 07/30/22

Contact Center
Approve CC Design 03/10 – 03/24
CC Model Office 06/12 – 06/23
CC Config (WFM) 06/12 – 06/23
Configuration – 03/06/23 – 06/30/23
Process Simulation 03/13/23 – 5/19/23

Early Training & TTT WBT 1/16/22
Early Training & TTT 3/27/23 – 4/21/23
Training Delivery End Users 5/1/23 –
6/30/23

Wave-4 Readiness: Executive Summary

Readiness Areas and Categories

Executive readiness focuses on the critical path to completion with the associated milestones and measures used to track readiness items.

Readiness Area*		Readiness Category	Comments
Application	NS	Deploy CalSAWS Releases 23.05	Targeted for 05/19/2023.
	G	Contact Center Readiness	4 of 4 IVR Contact flows approved
	G	Imaging Readiness	County Export of Legacy Images: In Progress
	NS	BenefitsCal Readiness	
	G	Central Print Readiness	Validation Meetings Started
	C	UAT Prep	UAT began 06/27/22.
	C	UAT Execution	UAT concluded 08/19/22.
Integration	NS	County Interface Partner Test (IPT) Execution	
	NS	State Interface Partner Test (IPT) Execution	
Conversion	G	CDT Defects Resolution	As of 1/10/22, there are 54 P2 and 79 P3 and P4 Open Converted Data Defects.
	G	EDBC Match – Auto Review Rates	Estimated Match Rate based on Wave 2 Mock Cutover is 69%
Technical	G	County Network Connectivity	<ul style="list-style-type: none"> •Circuit Enhancement orders for Solano and Santa Cruz on hold pending CRFI approval •Ongoing delivery of circuits to County sites. •Ongoing County Router install changes •New EDR requirements being collated.
	NS	Performance Testing	

Not Started

On Schedule

<14 Days Late

>=14 Days Late

Complete

*The status should be reflective of the readiness category trending at the time of reporting period.

Wave-4 Readiness: Executive Summary

Readiness Areas and Categories

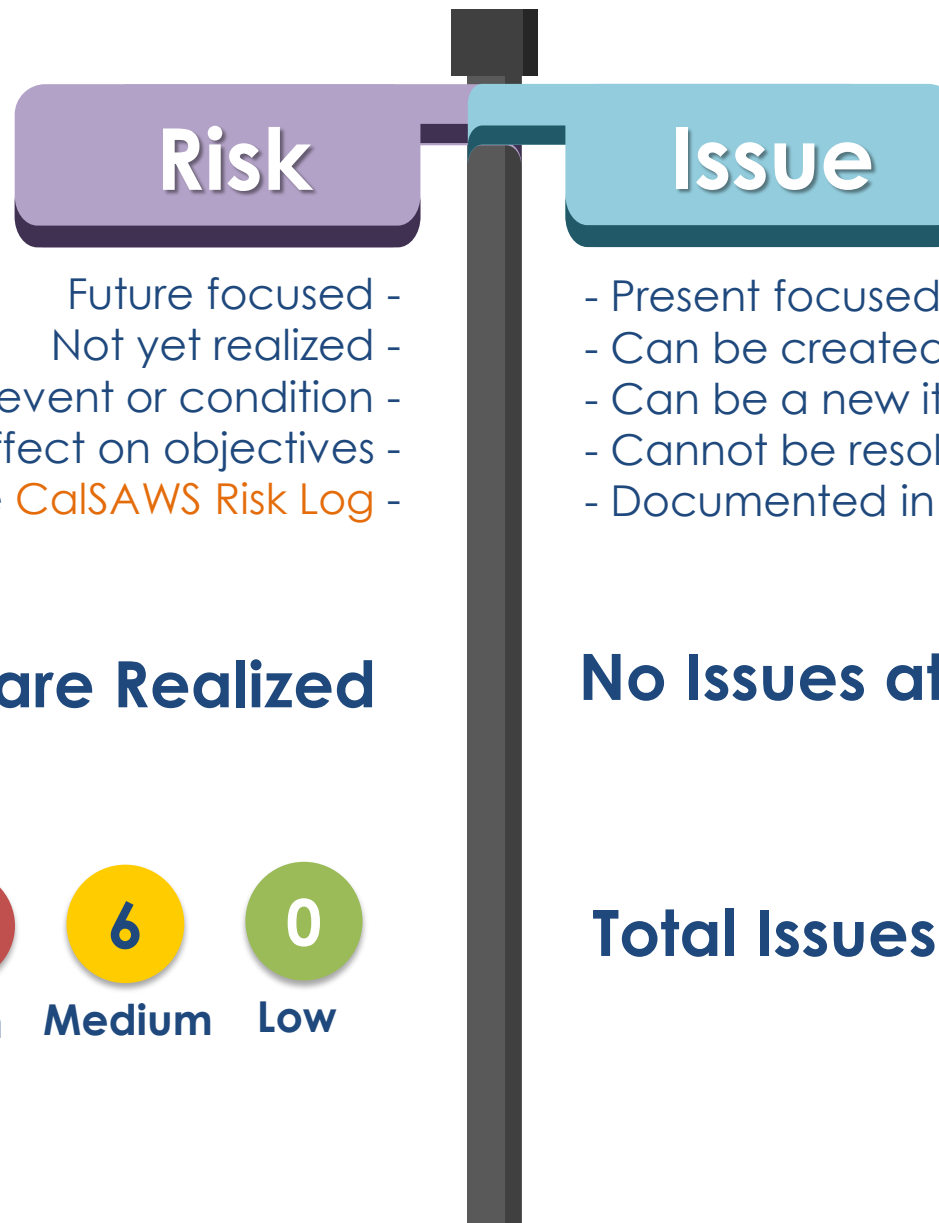
Executive readiness focuses on the critical path to completion with the associated milestones and measures used to track readiness items.

Readiness Area*		Readiness Category	Comments
Training	C	FDEL 8 Master Training Plan	Complete.
	G	ILT Training Curriculum Complete	County-Specific updates to ILT training materials in progress – Walkthroughs begin 01/09/2023
	NS	Wave 4 County Classroom Set-Up	
	NS	WBT Training Delivery	
	NS	ILT Training Delivery	
Organization	G	Change Discussion Guides (CDGs)	Wave 4 Group 2 to complete FWP by 01/19/23.
	G	Communications	Infographics for December complete.
	C	Business Process Reengineering	BPR Complete
	NS	Process Simulation	
	NS	Configuration	
Implementation	G	Implementation	Checklist Review and Readiness Packet Development Ongoing
	NS	County Prep	
	NS	Pre and Post Implementation Support	
	G	Help Desk	County Site Plan Working Sessions Completed Delegated Admin Training conducted 1/5
	NS	County Ad Hoc Reports	San Diego has identified 201 reports that need to be refactored and have not begun prioritizing. San Diego has reached out to Gainwell and Accenture for support San Mateo has identified 152 reports that need to be refactored and have not begun prioritizing. San Mateo has reached out to Gainwell for assistance. Santa Cruz continues to review and identify reports that need to be refactored. So far, they have identified 85 reports that are needed and have not begun prioritizing. Solano has identified 90-100 reports that need to be refactored and have not begun prioritizing. Solano has reached out to Gainwell for support.

Readiness Dashboard



Risks and Issues



Monitoring - No Risks are Realized

Total Risks



No Issues at this Time

Total Issues



Risk and Issues: Wave 4

Risks related to Project Readiness for CalWIN Cutover to CalSAWS Risks

Risk Level	Risk Name	Risk Description	Readiness Area (Owner)
258.4	The CalWIN Conversion Cutover Window is at-risk of completing past the 84-hour cutover window	The CalWIN Conversion Cutover Window is at-risk of completing past the 84-hour cutover window.	Conversion (Project)
268.4	Implementation Readiness for CalWIN Cutover to CalSAWS	<p>If implementation readiness (project and county) is not on track to meet their respective exit criteria by May 15, 2023, then the CalWIN Wave 4 cutover to CalSAWS could either be delayed or require significantly greater support to help Counties through outstanding issues. Individual risks have been opened related to the ability to be fully ready in time for a successful CalWIN Wave 4 cutover to CalSAWS on July 3, 2023 and subsequent waves. This risk serves as an overarching risk for the overall readiness of the project and CalWIN Counties to cutover to CalSAWS</p> <p>To mitigate this risk, the following actions will be taken:</p> <ul style="list-style-type: none">• Execute the mitigation steps outlined in each of the individual risks• Consolidate county validation efforts and number of county staff required to participate• Establish measurable, formal checkpoints to determine if exit criteria are on track to be met or if adjustments and/or other options need to be taken <p>Detailed Contingency Planning is underway to determine the best options and strategies to minimize impact to Counties and remain within schedule and budget</p>	Implementation (Project)

Risk and Issues: Wave 4

Risks related to Project Readiness for CalWIN Cutover to CalSAWS Risks

Risk Level	Risk Name	Risk Description	Readiness Area (Owner)
278.4	CalWIN OCM Implementation Support Plan Deliverable	<p>Without adequate information, neither the project nor county teams can prepare for post-implementation support, and county post-implementation support might be insufficient, disorganized, and/or ineffective</p> <p>Deloitte Deliverable 10, CalWIN OCM Implementation Support Plan, is late, require rework, and does not provide the structure or details necessary to inform the project or county teams of how support will be provided after the CalWIN Counties cut over to CalSAWS. The DDEL was originally due on May 16, 2022, but not released until June 6, 2022. On June 15, 2022, it was decided that the review should be paused due to the coordination needed with project teams on Pre- and Post-Deployment Support roles, responsibilities, tasks, activities, and resources. DDEL 10 will be revised in working sessions with the project teams, and the draft deliverable is targeted to be resubmitted on July 15, 2022. Based on the deliverable process, the earliest the DEL 10 is likely to be finalized is August 18, 2022. The most immediate impact is to the Wave 1 Counties</p> <p>Risk Trigger Date: May 19, 2023</p>	Applications (Project)

Risk and Issues: Wave 4

Risks related to Project Readiness for CalWIN Cutover to CalSAWS Risks

Risk Level	Risk Name	Risk Description	Readiness Area (Owner)																																																																		
280	Unresolved Go-Live Dependent defects not resolved prior to the Wave Go-Live could impact County Case Worker business Post Go-Live	Open Wave 1 CalWIN Issues Open Wave 1 CalWIN Issues below represents Wave 1 Conversion Defects identified by the Counties Post Go-Live. Defects are Triaged, Assessed, and Resolved as quickly as they via Data Change Requests (DCR)	Conversion (Project)																																																																		
		<table><tr><th>Open Defects by Phase</th><th>P1</th><th>P2</th><th>P3/P4</th><th>Total</th></tr><tr><td>Wave 1 Post Go-Live DCR's</td><td>0</td><td>18</td><td>9</td><td>27</td></tr><tr><td>Total Open Defects</td><td>0</td><td>18</td><td>9</td><td>27</td></tr></table>		Open Defects by Phase	P1	P2	P3/P4	Total	Wave 1 Post Go-Live DCR's	0	18	9	27	Total Open Defects	0	18	9	27																																																			
		Open Defects by Phase		P1	P2	P3/P4	Total																																																														
		Wave 1 Post Go-Live DCR's		0	18	9	27																																																														
		Total Open Defects		0	18	9	27																																																														
		Open Wave 2 Conversion Defects Open Wave 2 CalWIN Issues below represents all defects no matter what test phase they were found in, including Wave 1 defects “clone” to track the fix for wave 2. As of 1/8/2022.																																																																			
		<table><tr><th>Open Defects by Status</th><th>P1</th><th>P2</th><th>P3</th><th>P4</th><th>Total</th></tr><tr><td>New</td><td>0</td><td>13</td><td>31</td><td>5</td><td>49</td></tr><tr><td>In Development</td><td>0</td><td>9</td><td>12</td><td>0</td><td>21</td></tr><tr><td>Development Complete</td><td>0</td><td>0</td><td>0</td><td>0</td><td>0</td></tr><tr><td>In Assembly Test</td><td>0</td><td>0</td><td>3</td><td>0</td><td>3</td></tr><tr><td>System test</td><td>0</td><td>1</td><td>2</td><td>0</td><td>3</td></tr><tr><td>Test Complete</td><td>0</td><td>2</td><td>12</td><td>1</td><td>15</td></tr><tr><td>ReOpened</td><td>0</td><td>0</td><td>1</td><td>0</td><td>1</td></tr><tr><td>Pending Rejection</td><td>0</td><td>0</td><td>1</td><td>0</td><td>1</td></tr><tr><td>Assigned</td><td>0</td><td>29</td><td>7</td><td>4</td><td>40</td></tr><tr><td>Total Open Defects</td><td>0</td><td>54</td><td>69</td><td>10</td><td>133</td></tr></table>		Open Defects by Status	P1	P2	P3	P4	Total	New	0	13	31	5	49	In Development	0	9	12	0	21	Development Complete	0	0	0	0	0	In Assembly Test	0	0	3	0	3	System test	0	1	2	0	3	Test Complete	0	2	12	1	15	ReOpened	0	0	1	0	1	Pending Rejection	0	0	1	0	1	Assigned	0	29	7	4	40	Total Open Defects	0	54	69	10	133
		Open Defects by Status		P1	P2	P3	P4	Total																																																													
		New		0	13	31	5	49																																																													
		In Development		0	9	12	0	21																																																													
Development Complete	0	0	0	0	0																																																																
In Assembly Test	0	0	3	0	3																																																																
System test	0	1	2	0	3																																																																
Test Complete	0	2	12	1	15																																																																
ReOpened	0	0	1	0	1																																																																
Pending Rejection	0	0	1	0	1																																																																
Assigned	0	29	7	4	40																																																																
Total Open Defects	0	54	69	10	133																																																																
<table><tr><th>Defect Priority</th><th>Cutover 2A</th><th>Cutover 2B</th><th>Post Cutover 2B</th><th>TBD</th><th>Total</th></tr><tr><td>P1</td><td>0</td><td>0</td><td>0</td><td>0</td><td>0</td></tr><tr><td>P2</td><td>0</td><td>32</td><td>18</td><td>4</td><td>54</td></tr><tr><td>P3</td><td>1</td><td>28</td><td>11</td><td>29</td><td>69</td></tr><tr><td>P4</td><td>0</td><td>1</td><td>4</td><td>5</td><td>10</td></tr><tr><td>Total Open Defects</td><td>1</td><td>61</td><td>33</td><td>38</td><td>133</td></tr></table>	Defect Priority	Cutover 2A	Cutover 2B	Post Cutover 2B	TBD	Total	P1	0	0	0	0	0	P2	0	32	18	4	54	P3	1	28	11	29	69	P4	0	1	4	5	10	Total Open Defects	1	61	33	38	133																																	
Defect Priority	Cutover 2A	Cutover 2B	Post Cutover 2B	TBD	Total																																																																
P1	0	0	0	0	0																																																																
P2	0	32	18	4	54																																																																
P3	1	28	11	29	69																																																																
P4	0	1	4	5	10																																																																
Total Open Defects	1	61	33	38	133																																																																

Risks and Issues: Wave 4

Risks related to CalWIN Counties Cutover Readiness Needs Risks

Risk Level	Risk Name	Risk Description	Readiness Area (Owner)
262.4	The CalWIN counties may not be fully prepared for go-live if they do not have sufficient or timely information	The CalWIN counties and County Directors have voiced concern that they do not have sufficient information or direction from the CalWIN ISS team to adequately prepare for go-live. In some cases, they have begun creating their own materials based on what they understand. If the counties do not have a framework within which to prepare, they may not be ready for cutover. This includes clear communication and timelines for what is needed to be completed by when, readiness checklists, early conversations on the transition from the current state to the future state, and clear direction.	Implementation (Project)
264.4	CalWIN County waves may not complete their Imaging migration readiness activities by their designated wave go-live dates	<p>Delays in CalWIN counties predecessor activities (such as securing external legacy vendors for export support, mapping document types for each county, using Snowball as data transfer method, and completing the test batch phase on time) may delay cutover dates within each county. Further, counties must complete their predecessor activities by the deadline if they want to start exporting/importing on time. As a result of early pitfalls associated with predecessor tasks, Wave 1 counties have experienced significant delays, including delays in establishing contracts with external vendors, incorrect mapping, and failures to complete testing activities on time, which are putting their respective go-live dates at risk.</p> <p>January 6, 2023: Export transfers of CERMS documents have been paused until 1/11/23 to allow recently submitted CSV files to be corrected. At the county's weekly meeting on 1/3/23, Peraton, the county's export vendor, indicated that it was waiting for the county's approval before making changes to the metadata, and that if the approval was granted, the corrected CSV files would be provided by Friday, 1/6/23. The CSV files have not yet been received as of Monday, 1/9/23. The CSV files must be corrected in order to resume bulk export, according to Peraton. To meet the project deadlines, bulk uploads and CSV files must start no later than the following dates</p> <p>EARLY IMPACT: 01/17/23 TRIGGER: 1/31/23 San Diego County needs to resume bulk exports and associated CSV file transfers</p> <p>Note: This dates are subject to change based on the number of image transfers or CSV files that are sent each week</p>	Implementation (County)

Risks and Issues: Wave 4

Risks related to CalWIN Counties Cutover Readiness Needs Risks

Risk Level	Risk Name	Risk Description	Readiness Area (Owner)
269.4	CalWIN Counties may not have enough development and testing timeline to Refactor their Ad-hoc Reports and Ancillary System before Go-Live	The CalWIN Counties need time in the schedule, leading up to their respective Go-Live, to Refactor Ad-hoc Reports and/or Ancillary Systems. To do so, the counties need connectivity and access to CalSAWS environments, data model (and definitions), as well as data. The current CalSAWS delivery schedule (of these) is compressing the CalWIN counties Design, Development, and Testing timelines (i.e., schedule) and putting their County Readiness for Go-Live at-risk	Implementation (County)

Wave-4: Key County Milestones & Tasks

Milestone/Task	Status	Target Start Date	Target End Date	Percent Complete
Training – Install LMS, Load Courses, Test Reports	Not Started	12/05/22	03/10/23	0%
Wave 4 County Data Validation	Not Started	04/10/23	04/21/23	0%
User Acceptance Test (UAT): Group 1	Complete	06/27/22	07/22/22	100%
User Acceptance Test (UAT): Group 2	Complete	07/25/22	08/19/22	100%
Process Simulation Execution with Counties	Not Started	03/13/23	05/19/23	0%
State Interface Testing	Not Started	3/15/2023	5/5/2023	0%
CalWIN County Interface Testing	Not Started	3/15/2023	5/5/2023	0%
T-12 Readiness Survey Distribution	Complete	07/18/22	07/30/22	100%
T-9 Readiness Survey Distribution	Complete	10/03/22	10/28/22	100%
T-6 Readiness Survey Distribution	Not Started	1/16/22	1/27/22	0%
T-3 Readiness Survey Distribution	Not Started	04/03/23	04/14/23	0%
Application Development and System Test 23.05	Not Started	03/27/23	05/19/23	0%
County Preparation Phase Kick Off	Not Started	04/10/23	04/22/23	0%
County Preparation Phase	Not Started	05/22/23	06/30/23	0%
County Networking Connectivity	In Progress	08/01/22	03/31/23	48%
Contact Center Model Office Simulation	Not Started	06/12/23	06/23/23	0%
End-User Training	Not Started	05/01/23	06/30/23	0%
Pre and Post Deployment Support	Not Started	06/05/23	09/01/23	0%
Wave 4 CalSAWS Go-Live	Not Started	07/03/23	07/03/23	0%

Wave 4 – County Readiness Summary

Readiness Area	Status*	San Diego	Status*	San Mateo	Status*	Santa Cruz	Status*	Solano
Application	G	Imaging migration in progress.	G	Imaging migration in progress.	G	Imaging migration in progress.	G	Imaging migration in progress.
Integration	NS		NS		NS		NS	
Conversion	NS		NS		NS		NS	
Technical	G	Networking Readiness at 49.1%	G	Networking Readiness at 49.1%	G	Networking Readiness at 45.5%	G	Networking Readiness at 49.1%
Training	G	County-Specific Training Plans completed.	G	County-Specific Training Plans completed.	G	County-Specific Training Plans completed.	G	County-Specific Training Plans completed.
Implementation	G	Checklist review and Readiness Packets ongoing	G	Checklist review and Readiness Packets ongoing	G	Checklist review and Readiness Packets ongoing	G	Checklist review and Readiness Packets ongoing
Organizational	G	CDG signoff targeted by 01/19/23	G	CDG Signoff complete.	G	CDG signoff targeted by 01/19/23	G	CDG Signoff complete.

NS	Not Started	G	On Schedule	Y	<14 Days Late	R	>=14 Days Late
----	-------------	---	-------------	---	---------------	---	----------------

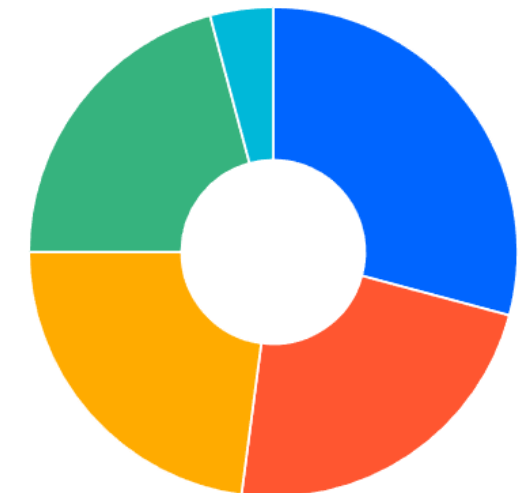
Wave 4 County Readiness Checklist Activities by Status (as of 01/06/2023)

Status	00 All Counties	09 San Diego	10 San Mateo	11 Santa Cruz	12 Solano	Wave 4 Counties	T:
IN PROGRESS	3	94	96	96	105	8	402
NOT STARTED	1	204	222	245	223	146	1041
COMPLETED	27	254	268	255	273	8	1085
Total Unique Issues:	31	552	586	596	601	162	2528

Note: All County Tasks includes tasks that all 18 CalWIN Counties are responsible for completing (e.g., UAT related tasks). Wave 4 Counties tasks include tasks that apply to San Diego, San Mateo, Santa Cruz, Solano (e.g., selective conversion tasks)

*Information included is as of January 06, 2023

Wave 4 All Tasks Due Next 30 Days by Readiness Category



Implementation Readiness Category

Total Issues: 48

Change Readiness	14
Implementation Readiness	11
Technical Readiness	11
Training Readiness	10
Application Readiness	2

San Diego County Readiness Summary

San Diego: County Tasks Counts by Category and Status (as of 01/06/2023)

Implementation Readiness Category	IN PROGRESS	NOT STARTED	COMPLETED	T:
Application Readiness	8	16	3	27
Change Readiness	1	12	17	30
Conversion Readiness	14	6	1	21
Implementation Readiness	7	44	46	97
Technical Readiness	11	5	18	34
Training Readiness	1	14	22	37
Total Unique Issues:	42	97	107	246

San Diego: Past Due by Readiness Category and Activity Owner (as of 01/06/2023)

Activity Owner	Change Readiness	T:
PPOC	1	1
Total Unique Issues:	1	1

Note: The Implementation Readiness Dashboard and Packet is reflective of a point in time reporting (as of January 06, 2023). The County readiness task status may not be reflective of the task completion as a result of the date the report is compiled.

County Readiness Watch Items

#	Summary	Level	Remediation Plan
1			
2			

Past Due Activity Highlights:
Change Readiness: County Review DWP 07.09 County Change Discussion Guide

San Mateo County Readiness Summary

San Mateo : County Tasks Counts by Category and Status (as of 01/06/2023)

Implementation Readiness Category	IN PROGRESS	NOT STARTED	COMPLETED	T:
Application Readiness	11	21	4	36
Change Readiness	0	22	32	54
Conversion Readiness	16	5	1	22
Implementation Readiness	9	43	41	93
Technical Readiness	2	16	14	32
Training Readiness	1	10	23	34
Total Unique Issues:	39	117	115	271

San Mateo : Past Due by Readiness Category and Activity Owner (as of 01/06/2023)

Activity Owner	Technical Readiness	T:
TPOC	1	1
Total Unique Issues:	1	1

Note: The Implementation Readiness Dashboard and Packet is reflective of a point in time reporting (as of January 06, 2023). The County readiness task status may not be reflective of the task completion as a result of the date the report is compiled.

County Readiness Watch Items

#	Summary	Level	Due Date	Remediation Plan

Past Due Activity Highlights:
 Technical: Changes to Circuit Ordering

Santa Cruz County Readiness Summary

Santa Cruz : County Tasks Counts by Category and Status (as of 01/06/2023)

Implementation Readiness Category	IN PROGRESS	NOT STARTED	COMPLETED	T:
Application Readiness	10	24	3	37
Change Readiness	1	23	29	53
Conversion Readiness	14	6	0	20
Implementation Readiness	9	39	45	93
Technical Readiness	1	23	17	41
Training Readiness	0	10	24	34
Total Unique Issues:	35	125	118	278

Santa Cruz : Past Due by Readiness Category and Activity Owner (as of 01/06/2023)

Santa Cruz: Past Due by Category and Owner

No matching issues found.

Note: The Implementation Readiness Dashboard and Packet is reflective of a point in time reporting (as of January 06, 2023). The County readiness task status may not be reflective of the task completion as a result of the date the report is compiled.

County Readiness Watch Items

#	Summary	Level	Due Date	Remediation Plan
1				
2				

Past Due Activity Highlights:

There are no past due tasks for Santa Cruz as of January 06, 2023

Solano County Readiness Summary

Solano: County Tasks Counts by Category and Status (as of 01/06/2023)

Implementation Readiness Category	IN PROGRESS	NOT STARTED	COMPLETED	T:
Application Readiness	10	22	4	36
Change Readiness	1	21	32	54
Conversion Readiness	14	6	1	21
Implementation Readiness	9	43	45	97
Technical Readiness	10	16	14	40
Training Readiness	0	10	24	34
Total Unique Issues:	44	118	120	282

Solano: Past Due by Readiness Category and Activity Owner (as of 01/06/2023)

Activity Owner	Implementation Readiness	T:
IPOC	1	1
IPOC/PPOC	1	1
Total Unique Issues:	2	2

County Readiness Watch Items

#	Summary	Level	Due Date	Remediation Plan
1				
2				

Past Due Activity Highlights:

Implementation Readiness:

Helpdesk: Processes - Determine/update changes to County escalation procedures

Analytics & Reporting: County Receive Access to County Data for Test

Note: The Implementation Readiness Dashboard and Packet is reflective of a point in time reporting (as of January 06, 2023). The County readiness task status may not be reflective of the task completion as a result of the date the report is compiled.

Application Readiness: System

System Test: 23.05 Not Started

Start Date: 03/27/2023 End Date: 05/19/2023

Application Readiness: Imaging

Images Migration In Progress

County Export of Legacy Images: In Progress

Hyland Receive and Upload Images to
Production Environment: In Progress

Hyland Performance Test: Complete

Imaging UAT Complete

Start Date: 07/11/2022 End Date: 08/05/2022

61 of 61 scripts completed

Severity 1 and 2 defects resolved: Complete -
no defects reported.**Performance Testing**

Hyland Platform Performance Testing: Not Started

Application Readiness: User
Acceptance Testing

UAT Complete

Key Dates:UAT Users Loaded to ForgeRock/UAT
Environments and Application: CompleteUAT Application Training Group 1: 05/02/22 –
06/21/22UAT Application Training Group 2: 06/13/22 –
07/21/22

UAT Execution Group 1: 06/27/2022 – 07/22/2022

UAT Execution Group 2: 07/25/2022 – 08/19/2022

Application Readiness: Contact
Center

Technical Connectivity In Progress

Start Date: 03/10/23 End Date: 06/23/23

- 4 of 4 IVR Contact flows approved
- Approval of County Contact Center SCRs:
Not Started
- Regression Testing: Not Started
- Model Office Testing scheduled for 6/9/2023

Application Readiness: Central
Print

Central Print Kick-Off Complete

Configuration/Validation In Progress

Start Date: 08/01/2023 End Date: 05/30/2023

- Configuration meetings in progress
- Validation meetings started
- Configuration load: not started

Setup and Training In Progress

Start Date: 04/01/23 End Date: 06/30/2023

- Training materials: completed
- Portal Users load: not started
- Inventory confirmed: not started
- Training delivery: not started

Application Readiness:
BenefitsCal

Conversion Readiness Not Started

Training &
Communications Not Started

- Training delivery for public facing support,
train the trainer and CBOs will occur in May
2023
- BenefitsCal Comms Plan draft: April 2023

System Operations Not Started

- Confirm Command Center schedule
- Contingency Planning

Production Deployment Not Started

- Develop Production Cutover Checklist
- Decision to proceed with BenefitsCal Production
Cutover

Conversion Readiness

Conversion Readiness On Schedule

Key Dates:

Golden Data Set #11 Ready: On Schedule for April 2023

Cutover 4A: 05/15/2023

Cutover 4B: 07/03/2023

Mock Cutover – On-Schedule to begin April 2023.

CDV Not Started

Start Date: 04/10/2023 End Date: 04/21/2023

- Converted Data Testing: complete for all waves.
- Wave 4 County Data Validation targeted to begin 04/10/2023.
- As of 1/10/22, there are 54 P2 and 79 P3 and P4 Open Converted Data Defects. 62 of the overall defects are planned to be resolved by Cutover 2B, 33 are planned Post Cutover 2B as a Data Change Request (DCR), and the remaining 38 are planned Post Cutover 2 (in general).

Integration Readiness

Interface Partner Test Not Started

Start Date: 03/15/2023 End Date: 05/05/2023

- San Diego County: 8 Interfaces
- San Mateo County: 8 Interfaces
- Santa Cruz County: 9 Interfaces
- Solano County: 8 Interface
- State/Consortium Partners: 11 Interfaces

Project Integration Readiness is dependent on the County's readiness and development preparedness at the start of IPT on 03/15/2023.

Technical Readiness

County Networking Connectivity In Progress

Start Date: 08/01/2022

End Date:
03/01/2023

- Circuit Enhancement orders for Solano and Santa Cruz on hold pending CRFI approval.
- Ongoing delivery of circuits to County sites.
- Ongoing County Router install changes
- New EDR requirements being collated.

Technical Readiness: Operations

Contingency Restoration Planning Complete

Disaster Recovery Exercise Complete

Disaster Recovery exercise completed on 10/2/2022

Batch Operations Not Started

Technical Readiness: Performance Testing

Performance Test Not Started

Technical Readiness: Security

Security Test Complete

Start Date: 11/05/2019 End Date: 09/24/2021

Application Security: CalSAWS Scan/
Remediation Complete

Penetration Testing: Complete

Training Readiness

Training Plan Complete

Start Date: 11/14/2022 End Date: 12/21/2022

- County-Specific Training Plans – Complete

Training Materials In Progress

Start Date: 12/05/2022 End Date: 03/10/2023

- County-Specific updates to ILT materials in progress – Walkthroughs begin 01/09/2023
- WBTs – Updates ongoing
- Training Environment/Build Training Data – Not Started

Training Delivery In Progress

Start Date: 03/27/2023 End Date: 06/30/2023

- Wave 4 Early Training & TTT - Not Started
- Wave 4 Early Training and TTT curriculum assignment – In Progress
- Wave 4 Classroom set-up starts 02/2023
- Wave 4 early learning and TTT ILTs start 03/27/2023
- Wave 4 End User ILT Training begins 05/2023
- Create Training Accounts in Training Environment - Complete

Organizational Readiness: OCM

Change Discussions with Staff On Schedule

Start Date: 12/22/2023 End Date: 02/23/2023

- Prep Sessions for Wave 4 Group 1 will begin on 1/10 and end on 1/18
- Wave 4 Group 1 FDEL done by 1/11/23
- Wave 4 Group 2 FWP will be complete on 1/19/23
- Wave 4 Group 2 FDEL will be complete on 2/23

Readiness Surveys On Schedule

Start Date: 06/27/2022 End Date: 03/15/2023

- T-6 surveys are on schedule for January 2023

Infographics/ Newsletter Completed

Start Date: 07/20/22 End Date: 07/24/23

- January Infographics – On Schedule
- February Infographics
- March Infographics
- Newsletter "The CalSAWS Scoop" #3 in February

Change Network Champions Completed

Start Date: 07/21/2022 End Date: 08/17/2023

- CNC Meeting in January – On Schedule
- CNC Meeting in February
- CNC Meeting in March
- CNC Meeting in April

Organizational Readiness: Business Process Reengineering

W4 BPR Plans Approved Complete

Process Change Inventory Close Out Complete

Automated Actions Enablement Complete

Process Simulation

W4 Process Simulation Planning Not Started

Start Date: 03/13/2023 End Date: 05/05/2023

Process Simulation Execution Not Started

Start Date: 04/24/2023 End Date: 05/26/2023

Configuration

Configuration Materials In Progress

End Date: 01/13/2023

W4 Configuration Documentation & Validation Not Started

Start Date: 03/06/2023 End Date: 05/03/2023

Implementation Readiness

Implementation Planning In Progress

- DEL 10 Implementation Support Plan submitted and accepted.
- Readiness Packets and Dashboards: Ongoing

County Prep Not Started

Start Date: 05/22/2023 End Date: 06/30/2023

- 44 county prep activities instructions complete – to be updated for Wave 4 if applicable.
- Kick Off Meeting targeted for April 2023

Post-Deployment Support Not Started

Start Date: 07/03/2023 End Date: 09/01/2023

- Pre and Post deployment support structure planning to begin at T-3.

Implementation Readiness: Help Desk and System Operations

Help Desk In Progress

Start Date: 11/7/2022 End Date: 5/26/2023

- County Site Plan Working Sessions completed
- Delegated Admin Training conducted 1/5

System Operations Complete

- CalWIN Counties Access to the Sandbox Environment: Complete
- Engage the Counties on Staff Profile/Security Administration Updates: Complete

Implementation Readiness: County Ad-Hoc Reporting

County Ad Hoc Reporting In Progress

Start Date: 05/2022 End Date: 06/2023

CalSAWS has facilitated 100% planned Ad Hoc Support Curriculum to the Wave 4 Counties.

Reviewed 809 reports for refactoring. Approximately 533 need to be refactored for Wave 4 counties.

San Diego has identified 201 reports that need to be refactored and have not begun prioritizing. San Diego has reached out to Gainwell and Accenture for support

San Mateo has identified 152 reports that need to be refactored and have not begun prioritizing. San Mateo has reached out to Gainwell for assistance.

Santa Cruz continues to review and identify reports that need to be refactored. So far, they have identified 85 reports that are needed and have not begun prioritizing.

Solano has identified 90-100 reports that need to be refactored and have not begun prioritizing. Solano has reached out to Gainwell for support.

Contact Information

THE
POWER
OF 58

WHEN SAN FRANCISCO COLLABORATES WITH NAPA.
WHEN LOS ANGELES TEAMS UP WITH SAN BERNARDINO.
WHEN WE ALL WORK TOGETHER,

THE RESULTS
ARE POWERFUL.

CalSAWS

CalWIN Migration and BenefitsCal
Implementation Contact:
Implementation@CalSAWS.org

RANCHO CORDOVA OFFICE
11290 Pyrites Way, Suite 150
Gold River, CA 95670
(916) 851-3201

ROSEVILLE OFFICE
620 Roseville Parkway
Roseville, CA 95747
(916) 846-7331

NORWALK OFFICE
12440 Imperial Highway, Suite 300
Norwalk, CA 90650
(562) 484-7914