




☒ CalSAWS M&E☐ CalWIN Migration

<b>Distribution Date:</b>	February 21, 2023
<b>To:</b>	PPOC.Butte, PPOC.El Dorado, PPOC.Humboldt, PPOC.Los Angeles PPOC.Madera, PPOC.Merced, PPOC.Monterey, PPOC.Riverside, PPOC.San Bernardino, PPOC.San Joaquin, PPOC. Shasta Consortium.RegionalManagers.All
<b>CIT Name:</b>	<b>SCR CA-254865 EBT Accounts on Cases Linked to a Different Case from Another County</b>
<b>From:</b>	CalSAWS Project

PPOCs, please forward to the appropriate impacted staff in your county:

- |  |   |
|--|---|
| <input type="checkbox"/> General<br><input type="checkbox"/> Policy<br><input type="checkbox"/> CW<br><input type="checkbox"/> CF<br><input type="checkbox"/> MC<br><input type="checkbox"/> CMSP<br><input type="checkbox"/> FC/KG/AAP<br><input type="checkbox"/> Child Care<br><input type="checkbox"/> WtW<br><input type="checkbox"/> Other Program(s) _____<br><input type="checkbox"/> BenefitsCal <input type="checkbox"/> MyBCW<br><input type="checkbox"/> Customer Correspondence<br><input type="checkbox"/> Other _____ | <input type="checkbox"/> Reports<br><input type="checkbox"/> Fiscal<br><input type="checkbox"/> Caseload Movement<br><input type="checkbox"/> Management<br><input checked="" type="checkbox"/> Fiscal<br><input type="checkbox"/> Security<br><input type="checkbox"/> Batch and Interfaces<br><input type="checkbox"/> Imaging<br><input type="checkbox"/> Migration<br><input type="checkbox"/> Conversion<br><input type="checkbox"/> Technical<br><input type="checkbox"/> Training<br><input checked="" type="checkbox"/> Help Desk |
|--|---|

Description: (Including any step-by-step instructions)	<p><b>Purpose</b>          The purpose of this CIT is to inform the counties on how to access the list of impacted cases and correct the issue after the data change implemented with CA-256364-EBT Accounts on Cases Linked to a Different Case from Another County due to FIS outages on 12/19 - 12/21.</p> <p><b>Background</b>          Between December 19<sup>th</sup> and December 21<sup>st</sup>, 2022, FIS, the EBT vendor, experienced outages that resulted in some cases being incorrectly linked to EBT account numbers for other counties. The issuances were in status of Submission Error and updated to Voided status. The data change will delete the incorrect EBT account number from the case and on the issuance record.</p> <p><b>County Action</b></p>
---	---

	<p>Counties should review the list of impacted cases, check that there is a correct EBT account linked to the case, and that the benefits have been issued to the account as appropriate. If not, then follow the steps below:</p> <ol style="list-style-type: none"> <li>1. Create a new EBT account</li> <li>2. If regular CalFresh (CF) benefits need to be issued and there wasn't an Emergency Allotment issued for the case in the benefit month, run a regular CF EDBC</li> <li>3. If regular CalFresh benefits need to be issued and there was a CalFresh Emergency Allotment issued for the case in the benefit month, run a manual CF EDBC</li> <li>4. If the impacted issuance is a CalFresh Emergency Allotment, follow your county process to issue outside of CalSAWS via ebtEDGE</li> </ol> <p>The list of impacted cases can be found on the WebPortal at this file location:  </p> <p>or click </p> <p>The list includes two tabs. The <b>Case List</b> tab lists all cases where incorrect EBT account numbers were removed by the data change and no longer display on EBT Account List page. The <b>Issuance List</b> tab includes the issuance records where the incorrect EBT account numbers were removed and no longer display on the Issuance Detail page.</p> <p>If you have questions on this CIT, please reach out to the Primary Contact noted below and cc your Regional Managers.</p>
Primary Project Contact:	<p>Claudia Pinto  (916) 282-3708  <a href="mailto:PintoC@CalSAWS.org">PintoC@CalSAWS.org</a></p>
Backup Project Contact:	<p>Sheryl Eppler  (916) 800-7610  <a href="mailto:EpplerSE@CalSAWS.org">EpplerSE@CalSAWS.org</a></p>
Attachments:	None
Web Portal Link:	<p></p> <p>OR</p> <p>You may also retrieve the CIT document and attachments by following these steps:</p> <ol style="list-style-type: none"> <li>1. Click on the CRFIs &amp; CITs link at the top of the page.</li> <li>2. Click on the "CalSAWS Information Transmittal (CIT)" folder.</li> <li>3. Click on the "2023" folder.</li> <li>4. Click on the appropriate CIT # folder.</li> </ol>

