

☒ CalSAWS M&E ☐ CalWIN Migration

<b>Distribution Date:</b>	April 3, 2023
<b>To:</b>	PPOC.R1; PPOC R2; PPOC R3; PPOC.R4; PPOC.R5; Committee.Tech.All
<b>CIT Name:</b>	<b>CalSAWS AWS SSO/AppStream Re-Enable Integration with CalSAWS Login Credentials</b>
<b>From:</b>	CalSAWS Project

**PPOCs, please forward to the appropriate impacted staff in your county:**

- |  |  |
|--|--|
| <input checked="" type="checkbox"/> General<br><input type="checkbox"/> Policy<br><input type="checkbox"/> CW<br><input type="checkbox"/> CF<br><input type="checkbox"/> MC<br><input type="checkbox"/> CMSP<br><input type="checkbox"/> FC/KG/AAP<br><input type="checkbox"/> Child Care<br><input type="checkbox"/> WtW<br><input type="checkbox"/> Other Program(s) _____<br><input type="checkbox"/> BenefitsCal <input type="checkbox"/> Your Benefits Now!<br><input type="checkbox"/> Customer Correspondence<br><input type="checkbox"/> Other _____ | <input type="checkbox"/> Reports<br><input type="checkbox"/> Fiscal<br><input type="checkbox"/> Caseload Movement<br><input type="checkbox"/> Management<br><input type="checkbox"/> Fiscal<br><input type="checkbox"/> Security<br><input type="checkbox"/> Batch and Interfaces<br><input type="checkbox"/> Imaging<br><input checked="" type="checkbox"/> Migration<br><input checked="" type="checkbox"/> Conversion<br><input checked="" type="checkbox"/> Technical<br><input checked="" type="checkbox"/> Training<br><input checked="" type="checkbox"/> Help Desk |
|--|--|

Description: (Including any step-by-step instructions)	<p><b>Purpose</b></p> <p>CalSAWS is re-enabling the CalSAWS login credentials with Amazon Web Services Single Sign-On (AWS SSO) to return to our normal login experience.</p> <p><b>Background</b></p> <p>Due to unexpected maintenance, we had to disable the integration between CalSAWS login and AWS SSO. We are now prepared to re-enable the integration.</p> <p>Currently, users have separate AWS credentials and email multi-factor authentication (MFA) to sign-in and access CalSAWS AWS accounts for applications such as AppStream, Analytics Resources, and Conversion Environments.</p> <p>Going forward, the integration will require users to enter their CalSAWS login credentials along with email MFA to access CalSAWS AWS.</p> <p>Users logging into CalSAWS AWS accounts will be required to sign-in with their CalSAWS login credentials starting on <b><u>04/04/2023</u></b> at 5:00 AM.</p>
---	---

The CalSAWS AWS URL will not change. User permissions within CalSAWS AWS will not change and will still be managed within CalSAWS AWS.

Users who already have a CalSAWS login credentials account will now use their existing username, password, and MFA to access CalSAWS AWS.

Users who DO NOT currently have a CalSAWS login credentials account will have one created for them **Saturday 04/01/2023**. We expect the user count to be very low, since it would only impact some new users created in the last 60 days. These users will receive an email with instructions and a link to complete account setup including password creation.


### **Current Process**

Current process documentation is attached to the email.


### **Future Process**

Once the change has been implemented, CalSAWS AWS users will be prompted to enter CalSAWS login credentials and accept the login terms on the CalSAWS login page.

The URL to reach CalSAWS AWS accounts will not change (<https://d-92671c79d6.awsapps.com/start#/>)



The image shows the CalSAWS login interface for entering a username. At the top is the CalSAWS logo. Below it is a text input field labeled "User Name". Underneath the field is a checkbox labeled "Remember my username". Below the checkbox is a blue "LOG IN" button. At the bottom, there is a small note: "C-IV Users Only: Please use your C-IV User Name and C-IV Password upon first time login."



The image shows the CalSAWS login interface for entering a password. At the top is the CalSAWS logo. Below it is the text "Enter Password". Underneath is a text input field labeled "Password". Below the field is a blue "LOG IN" button. At the bottom left, there is a link that says "Forgot Password?".

# CalSAWS

California - Terms and Conditions - This is a California Statewide Automated Welfare System (SAWS) Joint Powers Authority (CalSAWS) computer system to be used exclusively for providing state and federal operations. This system is protected under state and federal privacy laws. CalSAWS monitors this system for security purposes to ensure it remains available to authorized users and to protect information in the system. By accessing this system, you are expressly consenting to monitoring activities. All unauthorized access or use of this computer system is strictly prohibited. Evidence of such acts may be disclosed to law enforcement authorities and result in prosecution.

ACCEPT

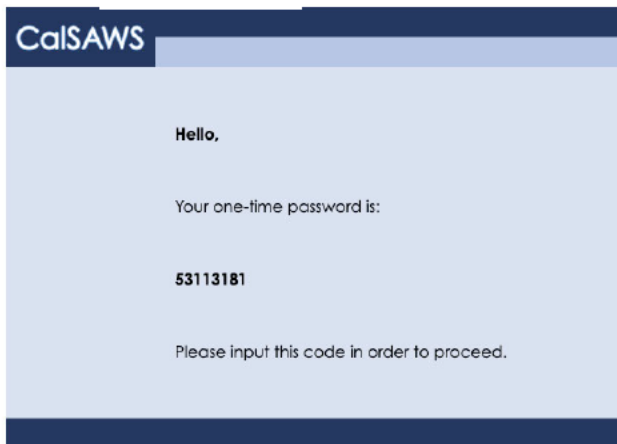
DECLINE

After entering username and password, users will have a one-time password sent to their email.

## CalSAWS OTP



support@calsaws.org <support@calsaws.org>  
To:



Upon receiving this code, the user will enter the one-time password on the following screen.

# CalSAWS

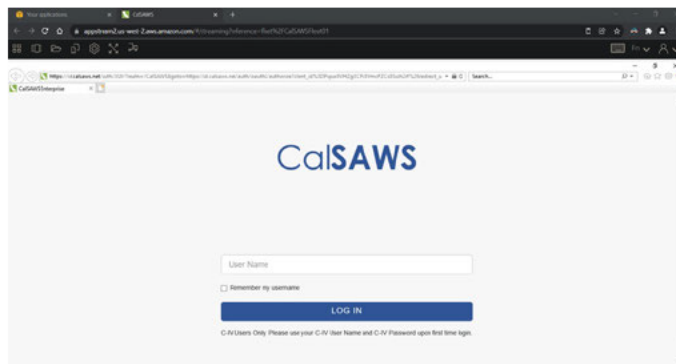
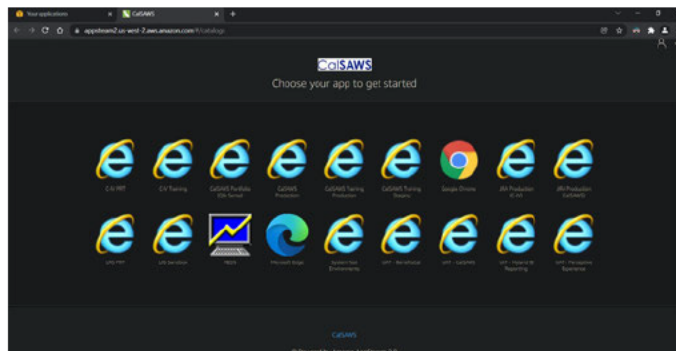
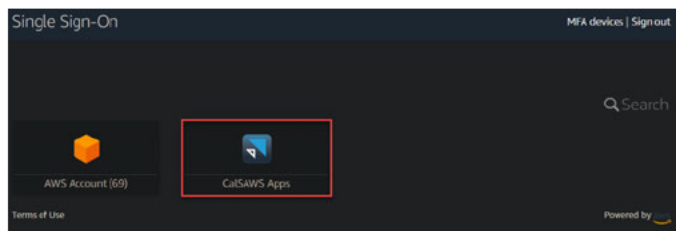
## MULTI-FACTOR AUTHENTICATION

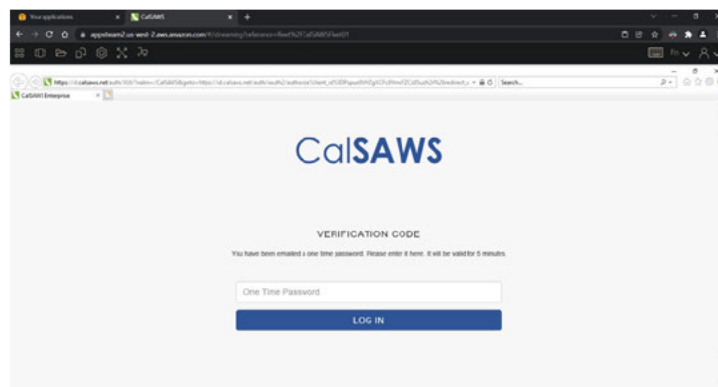
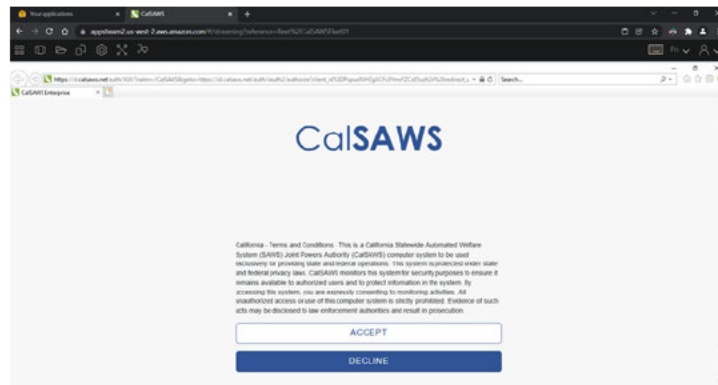

You have been emailed a one time password. It will be valid for 30 minutes.

LOG IN

Once MFA has been verified, you will be able to access AWS.

**For AppStream users,** once inside the AppStream, you will be asked for your CalSAWS login credentials one more time to access a CalSAWS application.





**Support FAQs have been prepared and the document is attached to the email.**

For CalSAWS login support please reach out to [HelpDesk@CalSAWS.org](mailto:HelpDesk@CalSAWS.org)

For AWS access support please reach out to  
[Consortium.Tech.Security@CalSAWS.org](mailto:Consortium.Tech.Security@CalSAWS.org).

### **Go-Live Support Bridge Call**

On Tuesday 4/4/2023 8:00 AM to 12:00 PM, when users begin to login, a bridge line for the support team will be used to triage any issues via Teams:

Microsoft Teams meeting


**Join on your computer, mobile app or room device**

[Click here to join the meeting](#)

Meeting ID: 225 295 895 422

Passcode: kaNa3b

[Download Teams](#) | [Join on the web](#)

	<p><b>Join with a video conferencing device</b>  calsaws@m.webex.com  Video Conference ID: 114 700 808 2  <a href="#">Alternate VTC instructions</a>  <b>Or call in (audio only)</b>  <a href="#">+1 323-886-6772,,741809232#</a> United States, Los Angeles  Phone Conference ID: 741 809 232#  <a href="#">Find a local number</a>   <a href="#">Reset PIN</a></p> <p>If you have any question related to this CIT, please reach out to the contacts below and cc your Regional Managers (RMs).</p>
Primary Project Contact: (Name and email address)	<p>Questions can be sent to <a href="mailto:Tech.Ops.Forgerock@CalSAWS.org">Tech.Ops.Forgerock@CalSAWS.org</a></p> <p>Pete Quijada  CalSAWS Helpdesk Manager  <a href="mailto:QuijadaP@CalSAWS.org">QuijadaP@CalSAWS.org</a></p>
Backup Project Contact: (Name and email address)	<p>Brian Taylor  ForgeRock Project Lead  <a href="mailto:TaylorB@CalSAWS.org">TaylorB@CalSAWS.org</a></p> <p>Brian Rodgers  Consortium Cloud Technical Lead  <a href="mailto:RodgersB@CalSAWS.org">RodgersB@CalSAWS.org</a></p>
Attachments:	<p>CIT 0127-23 CalSAWS AWS SSO-AppStream Login Integration FAQ.pdf  CIT 0127-23 Current CalSAWS AWS SSO-AppStream Login Procedure.pdf</p>
Web Portal Link:	<p></p> <p>OR</p> <p>You may also retrieve the CIT document and attachments by following these steps:</p> <ol style="list-style-type: none"> <li>1. Click on the CRFIs &amp; CITs link at the top of the page.</li> <li>2. Click on the "CalSAWS Information Transmittal (CIT)" folder.</li> <li>3. Click on the "2023" folder.</li> <li>4. Click on the appropriate CIT # folder.</li> </ol>