


# CalSAWS

## Survival Kit

Use this handy guide to start “Packing for Go-Live” and to better understand all your CalSAWS resources.

### Go-Live Packet

The purpose of the Go-Live Packet is to provide information so users can self-serve after Go-Live as much as possible and know where to go if additional information is needed. There are three key sections: What You Need to Do, What You Need to Know, and Where to Find Help.




### Fact Sheets

A Fact Sheet is a document that can describe various functions of CalSAWS as well as provide instructions for completing work in CalSAWS. Fact Sheets will be developed after Go-Live to support County needs as they arise. Stay on the look out for new Fact Sheets as they're distributed!

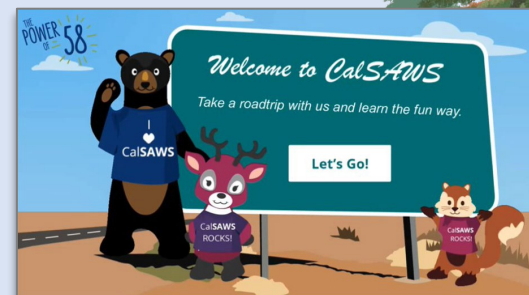
### Infographics & Newsletters

Prior to migration review the infographics and content from the CalSAWS Scoop to deepen project knowledge! Be sure to review infographic: “Rescind Vs. Reapply”



### LMS & WBTs

The Learning Management System (LMS) and Web-Based Training (WBT) will be available after Go-Live! Even if you've completed training, it's recommended to review WBTs as needed to support you as you begin to work in CalSAWS. Staff can self-enroll in any WBTs available within the LMS by searching the catalog.



### CalSAWS Resources

Make sure you know where to access all your County's CalSAWS materials and resources. If in doubt reach out to your local Implementation Point of Contact and/or Change Network Champion!