

Cumulative Metrics Report

Adoption from September 2021 to October 2023



Total Applications Submitted



3,194,434

households took the first step to receive food, cash, and/or medical assistance

1,548,286 Applications submitted through **GetCalFresh**

1,434,309 Applications submitted by **Customers***

211,839 Applications submitted by **CBOs**

105,560 Households completed an application in their **native language** (19 languages available)

Customer Accounts Created



3,108,280

Customers created accounts to apply for and manage their benefits on BenefitsCal

CBO Accounts Created



8,425

CBOs are now equipped to assist customers on BenefitsCal

Total RE/PR/Change Reporting



2,459,003

1,098,448 **Renewals** completed by households

689,850 **Periodic Reports** completed by households

670,705 Households **reported a change** with no need to call or go into a county office

Documents Uploaded

32,388,200

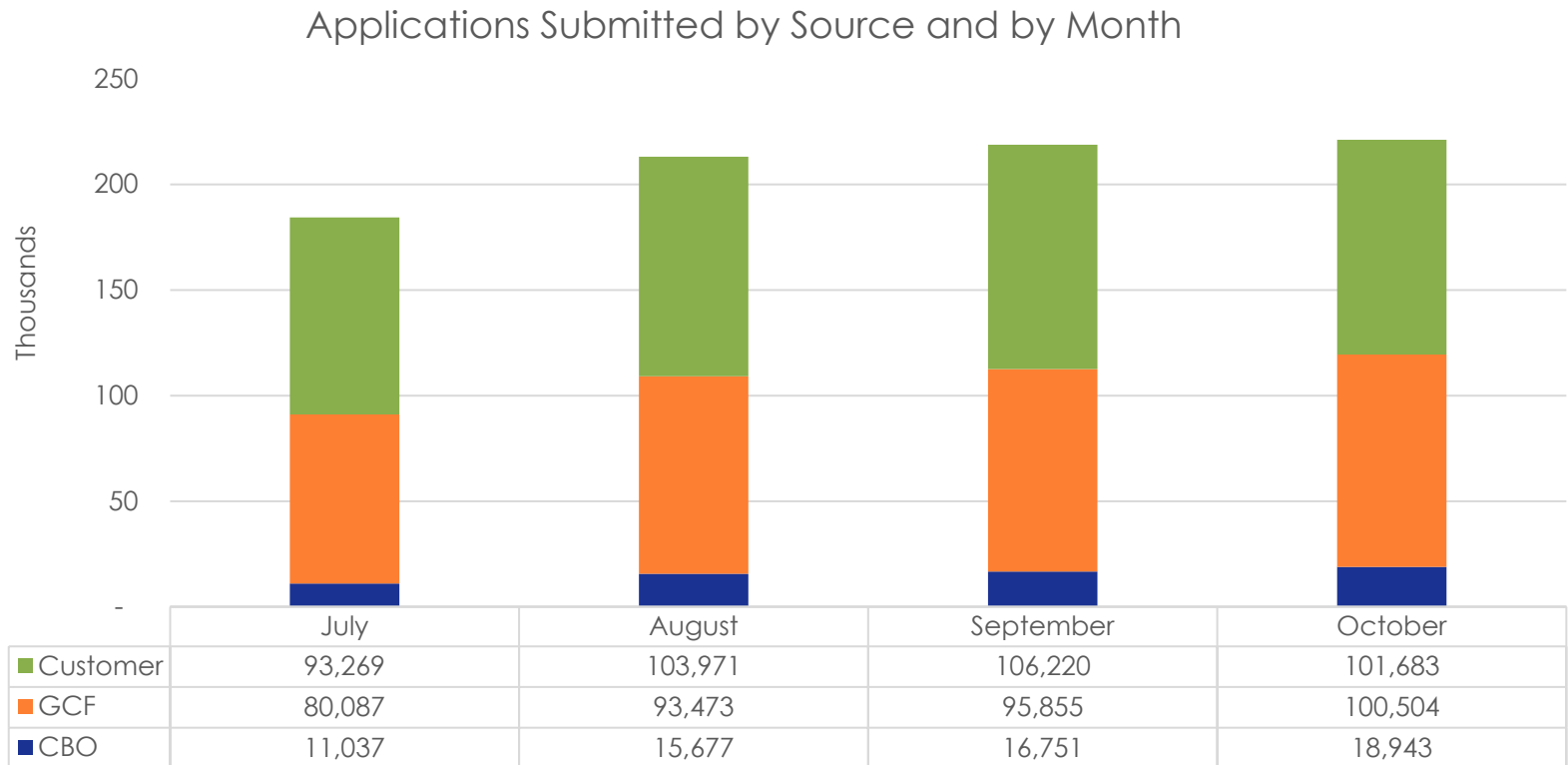
Sheets of paper saved from printed verifications + time saved by reducing steps to share documents

* Does not include GetCalFresh.

Applications Submitted

Applications are the first step to receive food, cash, and/or medical assistance.

The following chart is a four-month trend of applications submitted, broken down by customers, CBOs, and GetCalFresh (GCF). In October, **7,942 households completed an application in their native language**

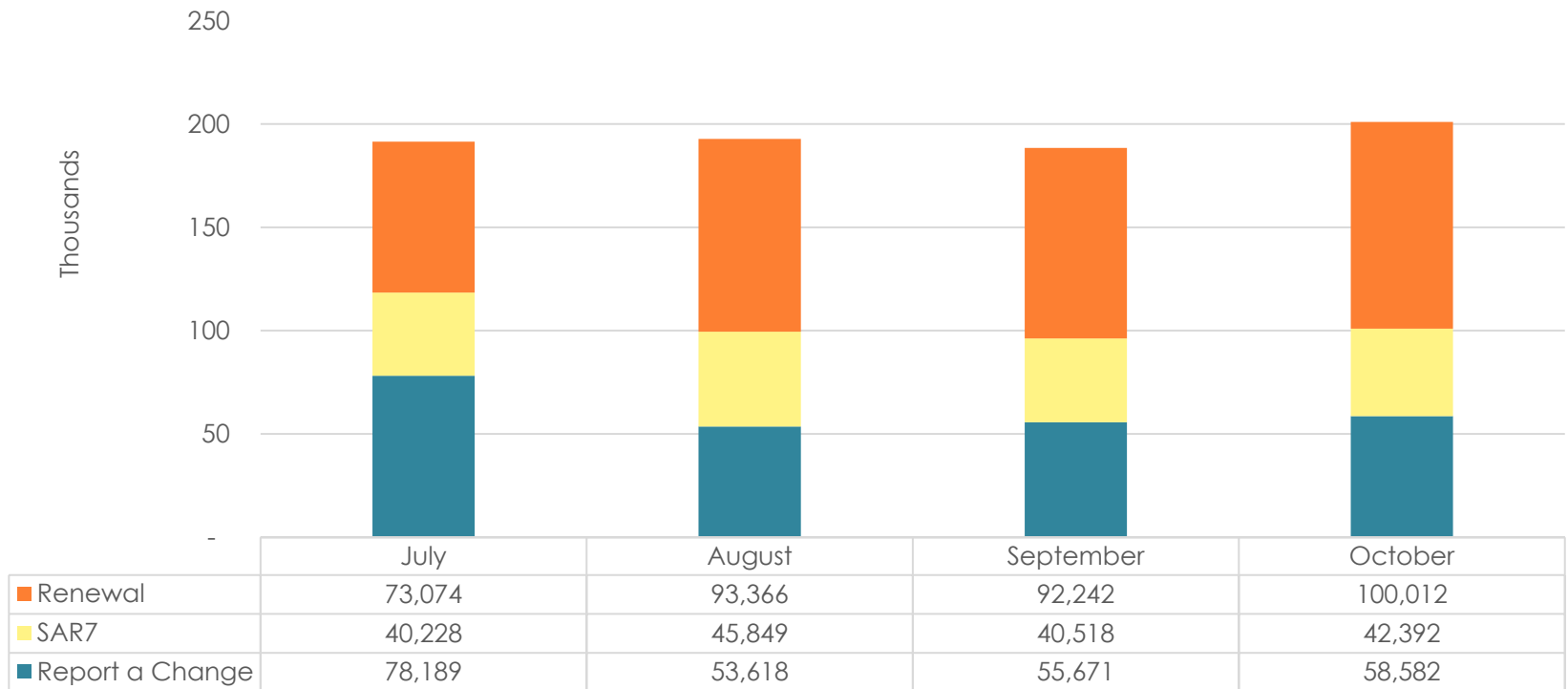


Reports Submitted

Online reports allow customers to manage their benefits with no need to call or go into a county office.

The following chart is a four-month trend of reports submitted, by report type.

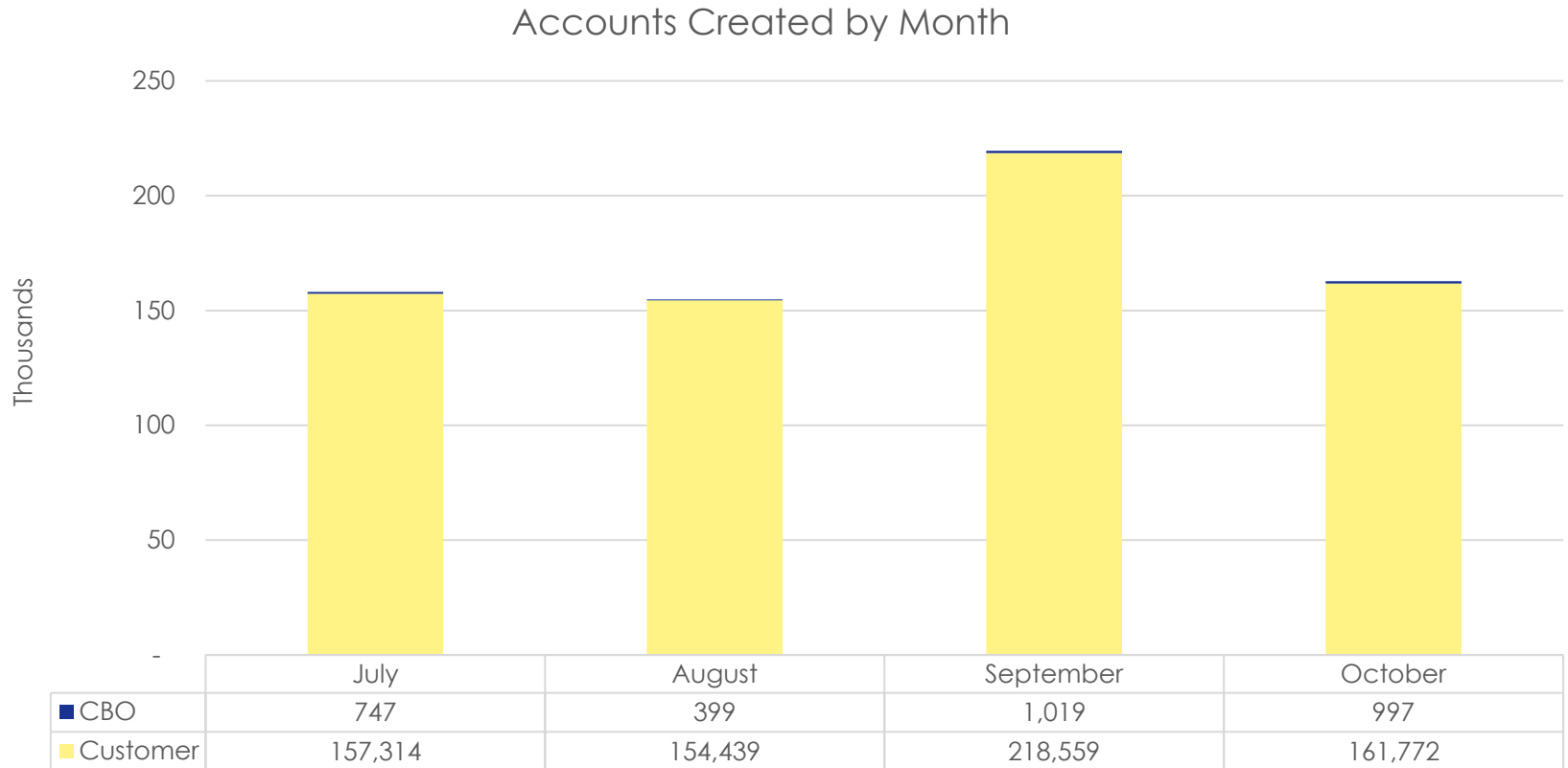
Reports Submitted by Type and by Month



Accounts Created

Accounts enable customers to apply for and manage their benefits and equip CBOs to assist customers on BenefitsCal.

The following chart is a four-month trend of accounts created, by user type.



Documents Uploaded

Uploading documents helps to save paper from printed verifications and time by reducing steps to share documents.

The following chart is a four-month trend of documents uploaded.

Documents Uploaded by Month

