

Cumulative Metrics Report

Adoption from September 2021 to January 2024



Total Applications Submitted



3,865,271

households took the first step to receive food, cash, and/or medical assistance.

1,820,912 Applications submitted through **GetCalFresh**

1,772,038 Applications submitted by **Customers***

272,321 Applications submitted by **CBOs**

134,975 Households completed an application in their **native language** (19 languages available)

Customer Accounts Created



3,694,720

Customers created accounts to apply for and manage their benefits on BenefitsCal.

CBO Accounts Created



9,732

CBOs are now equipped to assist customers on BenefitsCal.

Total RE/PR/Change Reporting



3,068,005

1,356,355 **Renewals** completed by households.

846,816 **Periodic Reports** completed by households.

864,834 households **reported a change** with no need to call or go into a county office.

Documents Uploaded

39,388,340

sheets of paper saved from printed verifications + time saved by reducing steps to share documents.

* Does not include GetCalFresh.

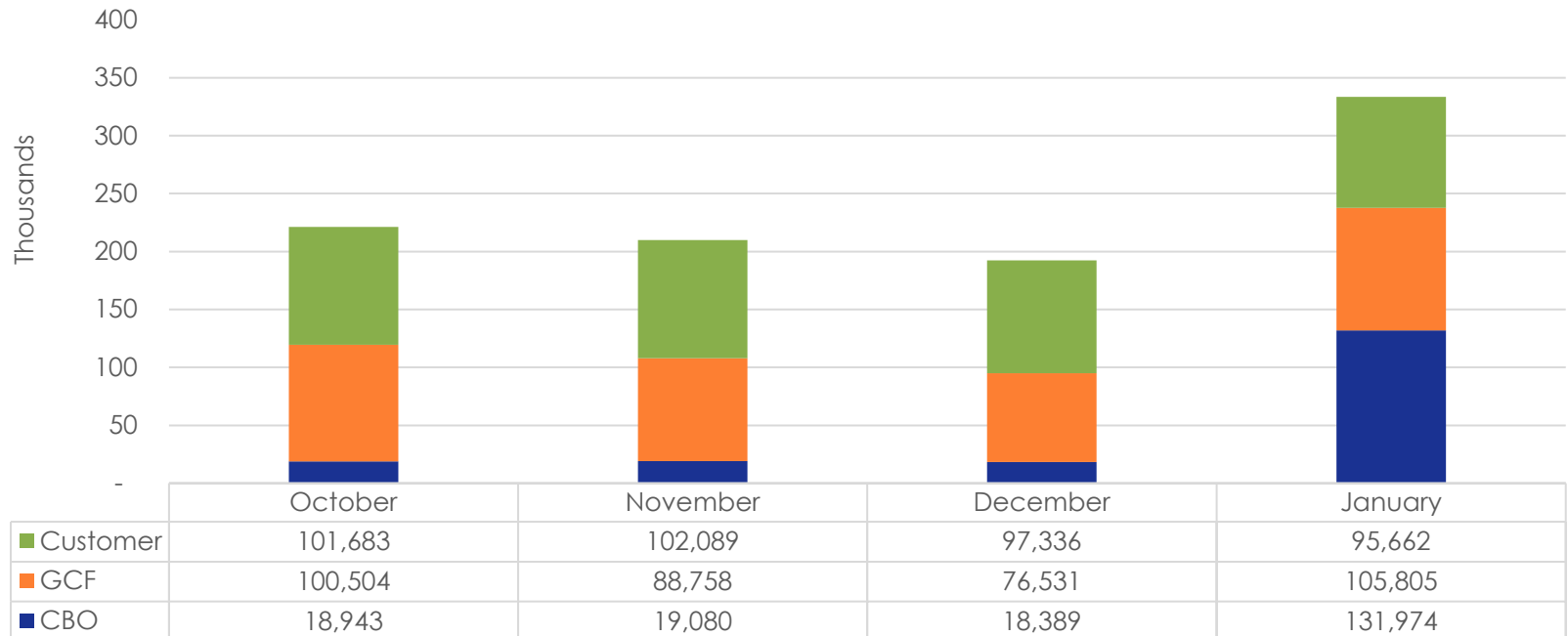
Applications Submitted

Applications are the first step to receive food, cash, and/or medical assistance.

The following chart is a four-month trend of applications submitted, broken down by customers, CBOs, and GetCalFresh (GCF). In January, **13,165 households completed an application in their native language**

Note: There was a spike in Spanish language applications.

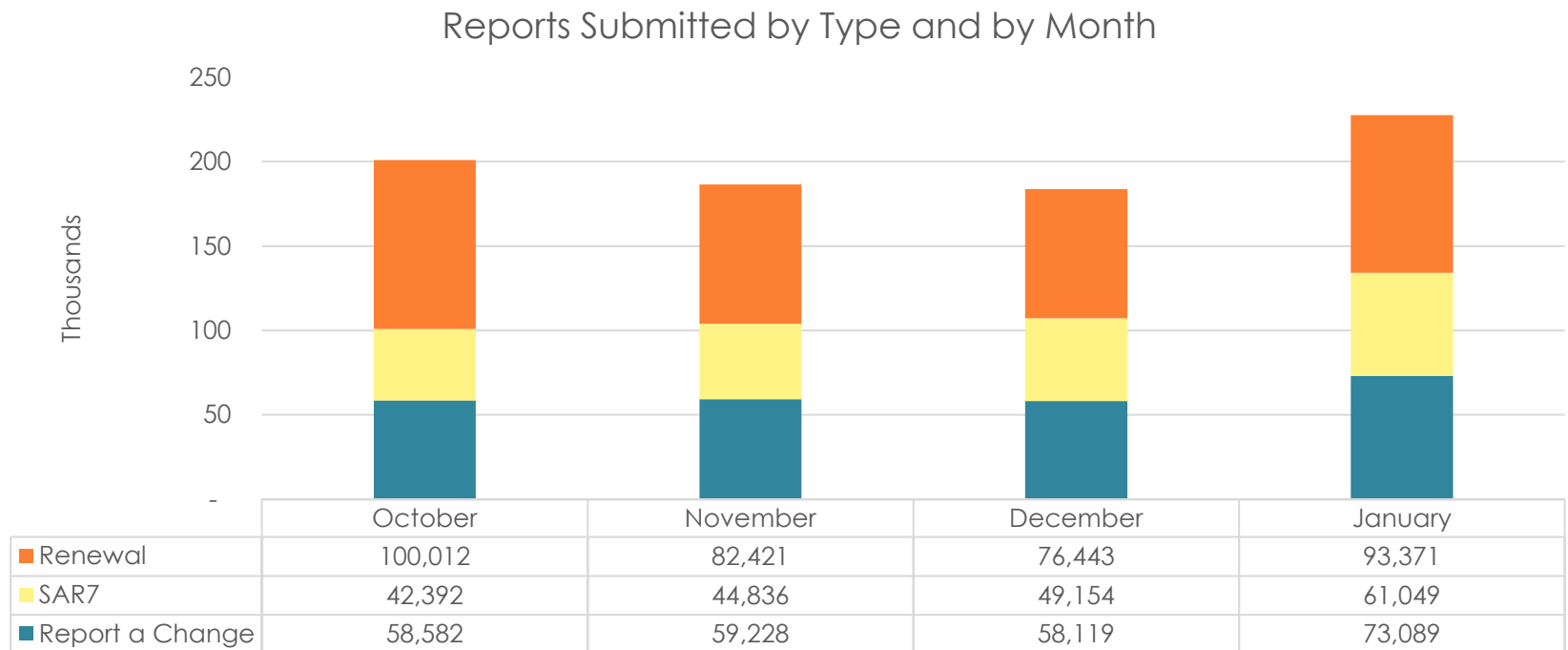
Applications Submitted by Source and by Month



Reports Submitted

Online reports allow customers to manage their benefits with no need to call or go into a county office.

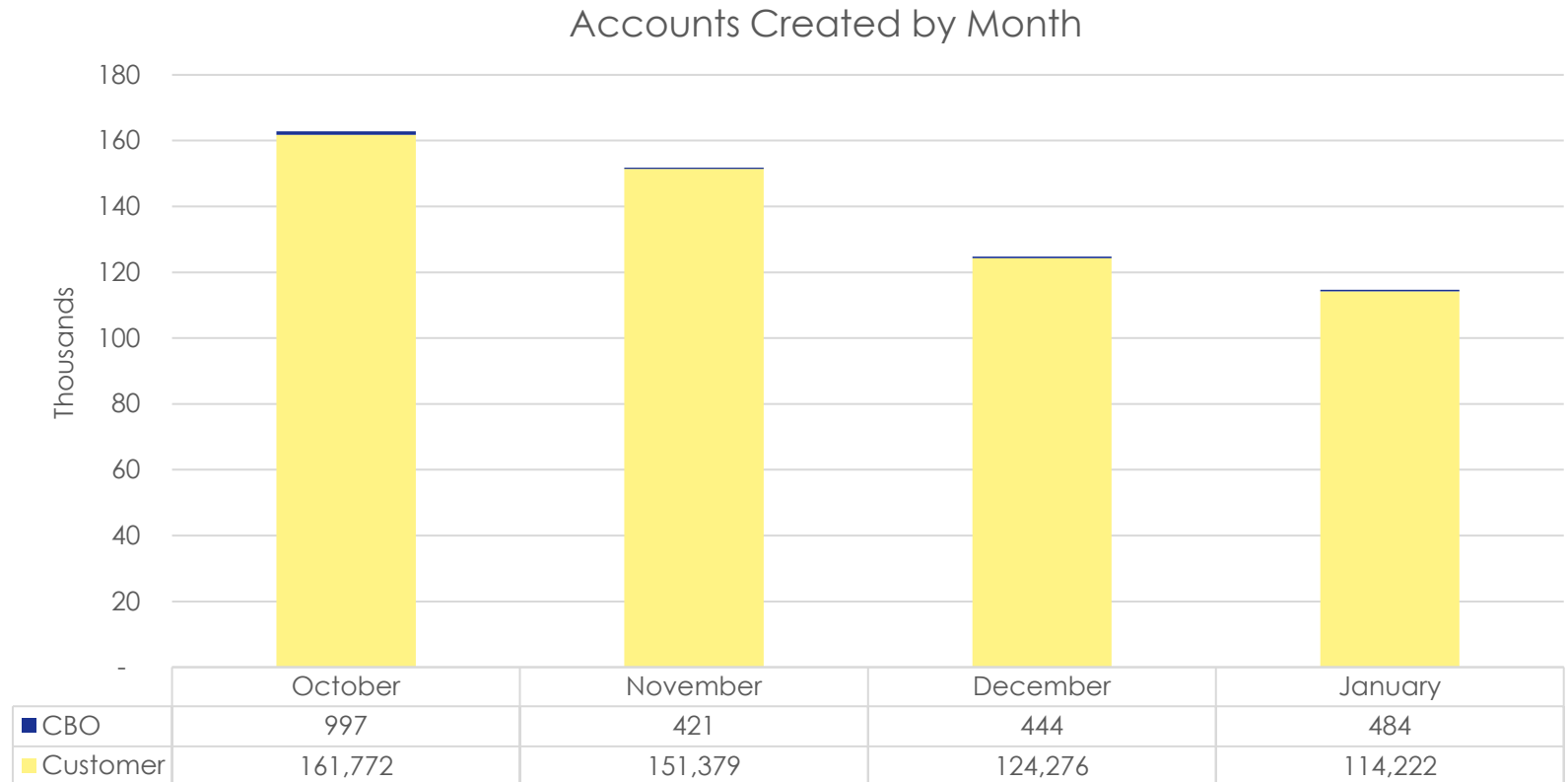
The following chart is a four-month trend of reports submitted, by report type.



Accounts Created

Accounts enable customers to apply for and manage their benefits and equip CBOs to assist customers on BenefitsCal.

The following chart is a four-month trend of accounts created, by user type.



Documents Uploaded

Uploading documents helps to save paper from printed verifications and time by reducing steps to share documents.

The following chart is a four-month trend of documents uploaded.

Documents Uploaded by Month

