

CalSAWS

California Statewide Automated Welfare System



Bi-Weekly Status Report

CalSAWS Central Print

Reporting Period: April 7, 2025 – April 20, 2025

Table of Contents

1 EXECUTIVE SUMMARY.....	2
1.1 Highlights of the Reporting Period	2
1.2 Deliverable Summary	2
2 PROJECT MANAGEMENT	3
2.1 Project Deliverables Summary	3
2.2 CRFI/CIT	3
2.3 Risks and Issues	3
3 MAINTENANCE AND OPERATIONS.....	4
3.1 Highlights from the Reporting Period.....	4
3.2 Activities for Next Reporting Period	4
3.3 Print and Mail Volume	5
3.4 Postage Status	5

TABLE OF TABLES

Table 1: Bi-Weekly Status Agenda Topics	2
Table 2: Deliverable Summary	2
Table 3: Deliverable Status	3

TABLE OF FIGURES

Figure 1: Monthly Print and Mail Volume	5
Figure 2: Postage Status	7

Bi-Weekly Status – CalSAWS Central Print

1 EXECUTIVE SUMMARY

1.1 Highlights of the Reporting Period

Table 1: Bi-Weekly Status Agenda Topics

STATUS REPORT SECTION	STATUS AGENDA TOPIC
	<ul style="list-style-type: none">Continued processing of print for all 58 CalSAWS counties.Continued Return Mail processing for 16 counties.Submitted CRFI 25-012 CalSAWS BRM Permit Type Requested, due 4/30/2025.

1.2 Deliverable Summary

Table 2: Deliverable Summary

DEL #	DELIVERABLE NAME	STATUS	NEXT DEADLINE
01.48	Monthly Status Report – March 2025	Completed	Completed
01.49	Monthly Status Report – April 2025	On Time	FDEL Due 5/7/25

2 PROJECT MANAGEMENT

2.1 Project Deliverables Summary

Deliverable Activity is summarized within the tables below. Note that only the initial submission of the Monthly Status Report is listed in the table below. Each remaining Monthly Status Report will be submitted as an FDEL only per the date in the approved FDED and is not included in the list below.

Table 3: Deliverable Status

DEL #	DELIVERABLE NAME	STATUS	NEXT DEADLINE
1	Monthly Status Report – March 2024	Completed	DEL 01.49 due 5/7/25

2.2 CRFI/CIT

The following tables outline CalSAWS Information Transmittals (CITs) and CalSAWS Requests for information (CRFIs) sent during the reporting period.

There were no CalSAWS Information Transmittals (CITs) submitted during the reporting period.

Table4: CITs submitted

CIT ID	To	SUBJECT	DISTRIBUTION DATE
N/A	N/A	N/A	N/A

There were no CalSAWS Requests for Information (CRFIs) submitted during the reporting period

Table 5: CRFIs submitted

CRFI ID	To	SUBJECT	DISTRIBUTION DATE
25-012	PPOC.All	CalSAWS BRM Permit Type Requested	4/17/25

2.3 Risks and Issues

The following chart shows the number of risks currently open and previously closed, if applicable

Table 6: Risks and Issues

ID	TITLE	DETAILS	STATUS	IMPACT
N/A	N/A	N/A	N/A	N/A

3 MAINTENANCE AND OPERATIONS

3.1 Highlights from the Reporting Period

- Continued ongoing operations for all 58 counties.
- Completed processing of CW/CF RE packets for all counties.
- Began processing of MC RE packets for all counties.
- Continued Return Mail processing activities for the following Counties:
 - Alameda
 - Butte
 - Lake
 - Madera
 - Merced
 - Napa
 - Orange
 - Placer
 - Riverside
 - Sacramento
 - San Diego
 - San Francisco
 - San Luis Obispo
 - San Mateo
 - Solano
 - Sonoma

3.2 Activities for Next Reporting Period

- Continue ongoing operations for all 58 counties.
- Completed processing SAR 7 correspondence for all counties.
- Begin Return Mail processing activities for Contra Costa County.
- Meet with Santa Clara County regarding beginning Return Mail processing.
- Continue Return Mail processing activities for the following Counties:
 - Alameda
 - Butte
 - Lake
 - Madera
 - Merced
 - Napa
 - Orange
 - Placer
 - Riverside
 - Sacramento
 - San Diego
 - San Francisco
 - San Luis Obispo
 - San Mateo
 - Solano
 - Sonoma

3.3 Print and Mail Volume

The following chart shows the volumes of mail pieces and impressions processed by Central Print.

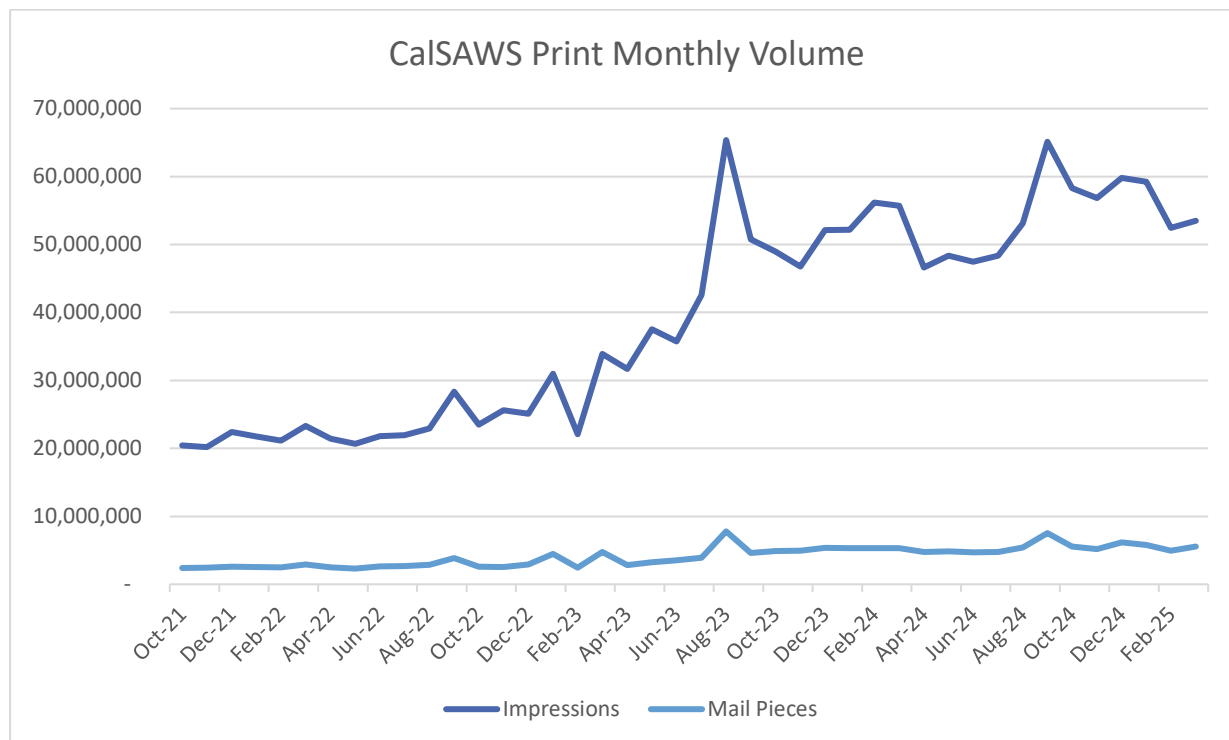









Figure 1: Monthly Print and Mail Volume

3.4 Postage Status

This section includes a summary of the postage fund status for each County.

Legend

-  County has over two months of estimated funds on account.
-  County has between one and two months of estimated funds on account.
-  County has one month or less of estimated funds on account.

Status	County	Status	County
	Alameda		Alpine
	Amador		Butte

Status	County	Status	County
	Calaveras		Colusa
	Contra Costa		Del Norte
	El Dorado		Fresno
	Glenn		Humboldt
	Imperial		Inyo
	Kern		Kings
	Lake		Lassen
	Los Angeles		Madera
	Marin		Mariposa
	Mendocino		Merced
	Modoc		Mono
	Monterey		Napa
	Nevada		Orange
	Placer		Plumas
	Riverside		Sacramento
	San Benito		San Bernardino
	San Diego		San Francisco
	San Joaquin		San Luis Obispo
	San Mateo		Santa Barbara
	Santa Clara		Santa Cruz
	Shasta		Sierra
	Siskiyou		Solano
	Sonoma		Stanislaus









Status	County	Status	County
	Sutter		Tehama
	Trinity		Tulare
	Tuolumne		Ventura
	Yolo		Yuba

Figure 2: Postage Status

Note: Counties in Red and Yellow have been contacted to request additional funds.