

BenefitsCal Cumulative Metrics Report

June 2026

June 30, 2026



CalSAWS

Cumulative Metrics Report – June 2026

Adoption from September 2021 to May 2026



Total Applications Submitted



9,325,856

households took the first step to receive food, cash, and/or medical assistance.

3,186,948 applications submitted through **GetCalFresh**.

5,197,150 applications submitted by **Customers**.*

941,758 applications submitted by **CBOs**.

* Does not include GetCalFresh.

401,271

households completed an application in their **native language** (19 languages available).

Customer Accounts Created



7,410,719

customers created accounts to apply for and manage their benefits on BenefitsCal.

CBO Accounts Created



20,689

CBOs are now equipped to assist customers on BenefitsCal.

Total RE/PR/Change Reporting



9,058,664

3,878,599 **Renewals** completed by households.

2,705,353 **Periodic Reports** completed by households.

2,474,712 households **reported a change** with no need to call or go into a county office.

Documents Uploaded

108,923,745

sheets of paper saved from printed verifications + time saved by reducing steps to share documents.

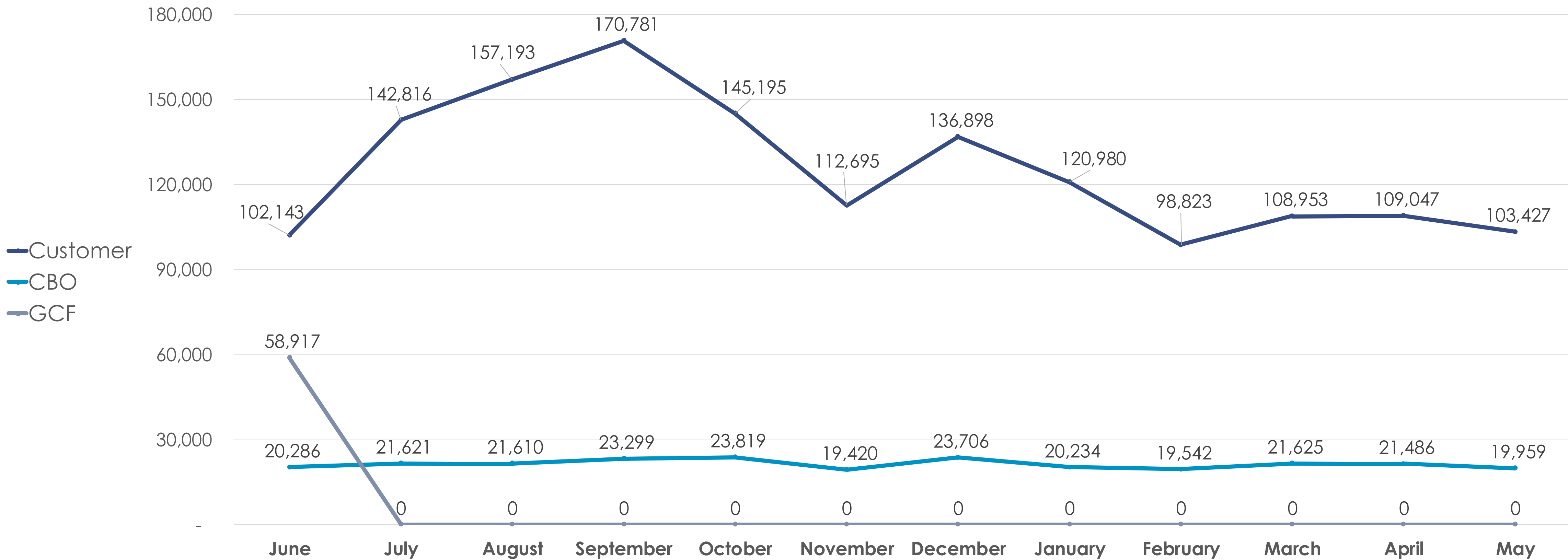
Applications Submitted

Applications are the first step to receive food, cash, and/or medical assistance.

The following chart is a twelve-month trend of applications submitted, broken down by customers, CBOs, and GetCalFresh (GCF)*. In May, **8,226 households completed an application in their native language.**



APPLICATIONS SUBMITTED BY SOURCE AND BY MONTH




*GetCalFresh (GCF) was discontinued on July 1, 2025.

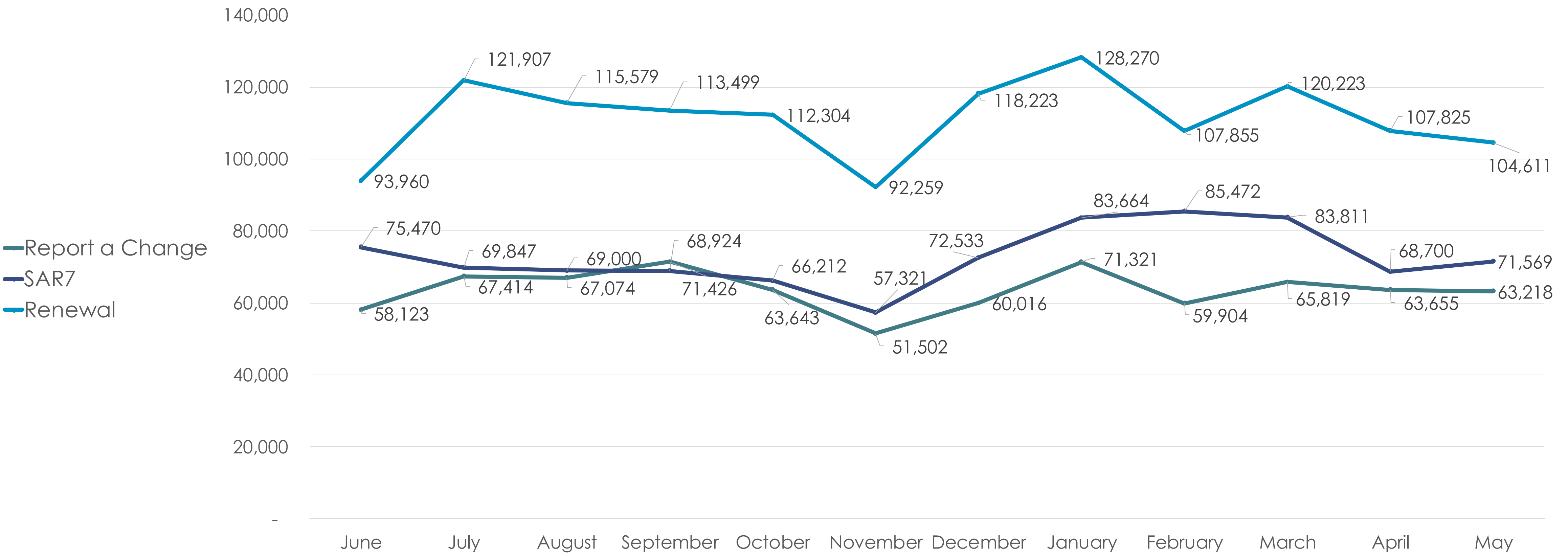
Reports Submitted

Online reports allow customers to manage their benefits with no need to call or go into a county office.

The following chart is a twelve-month trend of reports submitted, by report type.




REPORTS SUBMITTED BY TYPE AND BY MONTH



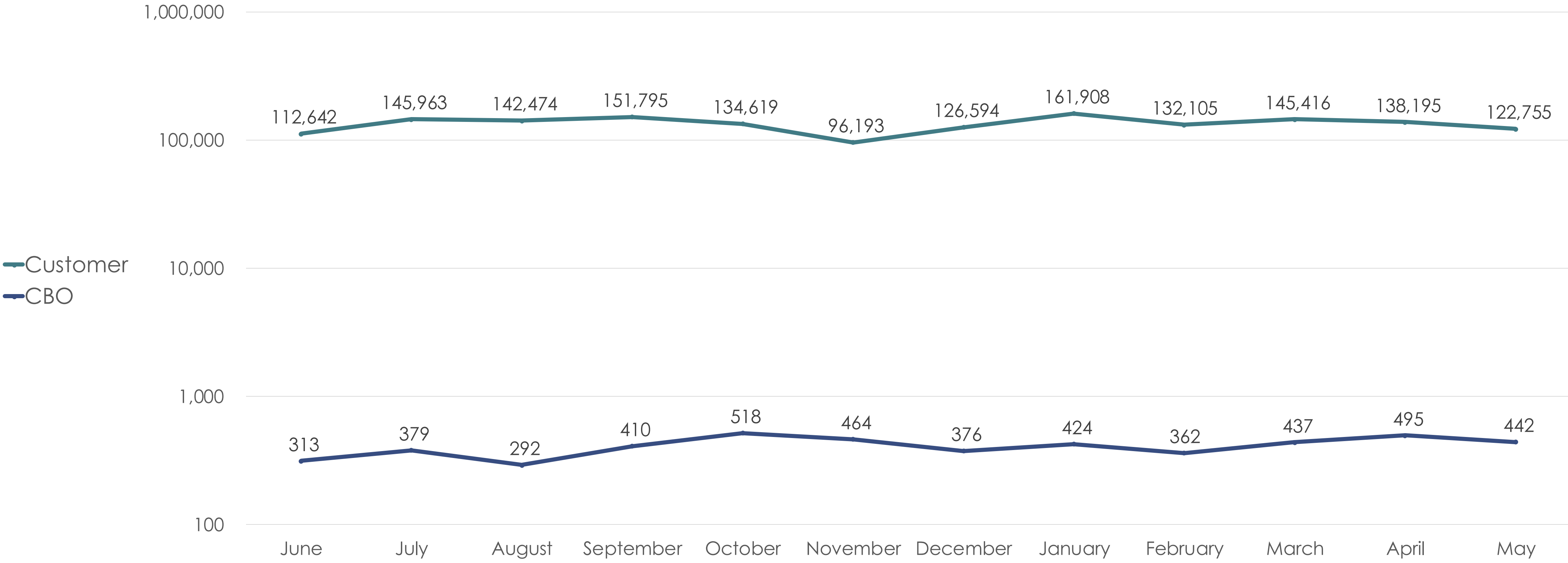
Accounts Created

Accounts enable customers to apply for and manage their benefits and equip CBOs to assist customers on BenefitsCal.




The following chart is a twelve-month trend of accounts created, by user type.

ACCOUNTS CREATED BY MONTH



Documents/Images Uploaded

Uploading documents helps to save paper from printed verifications and time by reducing steps to share documents.



The following chart is a twelve-month trend of documents /images uploaded.

DOCUMENTS UPLOADED BY MONTH



Note: The federal government shutdown occurred in November 2025.